



TEAM GB



VAUXHALL

PROUD PARTNER

VAUXHALL COMBO ELECTRIC

INCLUDING DIESEL RANGE



PRICE AND SPECIFICATION GUIDE

23 January 2026 | Model Year 2026.5 (B2)

vx_comv_34470.tif

CONTENTS

To find the information you want, use the links below to navigate around the guide:

[Models](#)

[Prices](#)

[Safety and Driver Assistance Features](#)

[PureConnect Infotainment](#)

[Specifications](#)

[Options](#)

[Fleet Management Service Offer](#)

[Vauxhall Connected Services](#)

[Exterior Colours](#)

[PureEnergy](#)

[Weights](#)

[Glossary of Terms](#)

[Further Information](#)

AT VAUXHALL, WE BELIEVE GREAT VANS ARE FOR EVERYONE.

The Combo has a stylish look, featuring the now familiar vizor front-end together with a totally refreshed cockpit and infotainment systems that include touchscreen technology and wireless smartphone connectivity. The Combo not only looks the business, it does the business. Hard-working, rugged and as practical as ever, it's designed to get the job done.

There's now a total of up to 17 advanced driver assistance and safety systems and the availability of an improved and now UK-built, fully electric model plus powerful yet efficient diesel engines. We're delighted you're considering the purchase of a Combo and hope this guide will help you make the right choice for your business.



PRIME-PLUS

FEATURES

INFOTAINMENT

- Multimedia Pro audio system
 - 10" HD colour touchscreen
 - AM/FM/DAB digital radio
 - WiFi Mirroring
 - Bluetooth & 2 USB connection
 - Two speakers & two tweeters
- Vauxhall Connect including fleet services

INTERIOR CONVENIENCE/STYLING

- Steering column adjustable for reach and rake
- Full-width overhead storage shelf
- Air conditioning
- Driver's top-lidded glovebox
- Cruise control with speed limiter
- 12V socket in dashboard
- Steering wheel mounted audio controls
- Six-way adjustable driver's seat with lumbar adjustment
- Hard plastic floor protection in cabin (Diesel)
- Carpeted floor in cabin (Electric)
- FlexCargo Pack
 - Dual front passengers' fixed bench seat
 - Fold-flat centre seat backrest with table
 - Two-way foldable outer seat
 - Load-through bulkhead
- 10" digital instrument cluster

EXTERIOR CONVENIENCE/STYLING

- Electrically operated front windows with one-touch facility
- Nearside sliding side-access door
- Nearside and offside sliding side-access doors (XL)
- Asymmetrical solid panel rear doors
- Emergency tyre inflation kit
- Side-protection mouldings
- 16" steel wheels with centre caps

SAFETY/SECURITY

- Rear parking distance sensors
- Lane keep assist
- Intelligent speed assistance
- Driver Attention Alert level 4 (included driver weariness camera)
- Advanced emergency braking system
- Electronic stability programme with traction control
- Anti-lock braking system
- Electronic parking brake
- Driver and front passengers' airbags
- Side-impact airbags
- Height-adjustable front seatbelts
- Hill start assist
- Remote control central deadlocking
- Engine deadlock immobiliser

LIGHTING/VISIBILITY

- Electrically adjustable/heated door mirrors
- High beam assist
- Automatic lighting control
- ECO LED headlights with daytime running lights (Diesel version only)

Crew Van Prime (5-seater)

Additionally feature

- Foldable four-way adjustable passenger's seat with armrest and storage
- Three-seat second-row bench with lap and diagonal seatbelts
- Two-position moveable ladder frame bulkhead
- Multimedia Pro Navi
 - Fully integrated Satellite Navigation system
 - 10" HD colour touchscreen with wireless mirror screen
 - AM/FM/DAB digital radio
 - 4G connectivity
 - Voice control
 - Natural voice recognition
- Two speakers and two tweeters
- Plastic load floor covering




XL model illustrated



16" steel wheel with centre cap



Panel Van – Interior illustrated features Multimedia Pro Navi with 10" touchscreen, available as an extra-cost option



Crew Van

PRO

FEATURES (OVER AND ABOVE PRIME-PLUS)

INFOTAINMENT

- Multimedia Pro Navi
 - Fully integrated Satellite Navigation system
 - 10" HD colour touchscreen with wireless mirror screen
 - AM/FM/DAB digital radio
 - 4G connectivity
 - Voice control
 - Natural voice recognition
- Two speakers and two tweeters

EXTERIOR CONVENIENCE/STYLING

- Body-colour front and rear bumpers
- Black painted door handles
- Body-colour sliding door rail cover
- Black painted side-protection mouldings
- Black painted door mirrors
- 16" steel wheels with full-diameter wheel trims
- Electrically foldable door mirrors

SAFETY/SECURITY

- Dynamic surround view
 - Digital rear view mirror and lateral side view
 - Blind spot detection
 - Front and rear parking distance sensors
 - Flankguard detection of fixed obstacles
 - Visiopark 180° rear parking camera
- Remote control security alarm system

LIGHTING/VISIBILITY

- Matrix LED headlights with daytime running lights
- Front fog lights
- Rain-sensitive windscreen wipers



Pro shown with optional 16" "Viana" Alloy Wheels



16" steel wheel with full-diameter wheel trim



PRICES ELECTRIC

| | GROSS VEHICLE WEIGHT (KG)** | MAXIMUM INDICATIVE PAYLOAD (KG) | LOAD SPACE (M ³) | WLTP CO ₂ (G/KM) | WLTP RANGE (MI) | LCDV CODE | BASIC PRICE (£) EXC VAT | PLUG-IN-VAN GRANT (£) | ON-THE-ROAD BEFORE PIVG (£) EXC VAT | ON-THE-ROAD AFTER PIVG (£) EXC VAT |
|--|-----------------------------|---------------------------------|------------------------------|-----------------------------|-----------------|------------------|-------------------------|-----------------------|-------------------------------------|------------------------------------|
| PANEL VAN | | | | | | | | | | |
| M Electric 136hp Automatic Prime-Plus | 2450 | 759 | 3.3 | 0 | 180 - 219 | 2GK91C4ZIFTXA0B2 | 29,550.00 | 2,500.00 | 30,945.00 | 28,445.00 |
| XL Electric 136hp Automatic Prime-Plus | 2450 | 691 | 3.9 | 0 | 180 - 219 | 2GK95C4ZIFTXA0B2 | 30,500.00 | 2,500.00 | 31,895.00 | 29,395.00 |
| M Electric 136hp Automatic Pro | 2450 | 759 | 3.3 | 0 | 180 - 219 | 2GK91C4ZIFTX9QB2 | 30,850.00 | 2,500.00 | 32,245.00 | 29,745.00 |
| XL Electric 136hp Automatic Pro | 2450 | 691 | 3.9 | 0 | 180 - 219 | 2GK95C4ZIFTX9QB2 | 31,800.00 | 2,500.00 | 33,195.00 | 30,695.00 |
| CREW VAN | | | | | | | | | | |
| XL Electric 136hp Automatic Prime | 2455 | 642 | 1.8 | 0 | 180 - 219 | 2GK9SL7ZIFTXA0B2 | 31,850.00 | 2,500.00 | 33,245.00 | 30,745.00 |

Please note: The above LCDV codes are for England, Wales and Scotland. For Northern Ireland the 'TX' is replaced with 'TO'.

Please note: On-the-road recommended retail prices (RRP) include number plates and delivery to Retailer of £995.00 exc. VAT (£1,194.00 inc. VAT), 12 months' Vehicle Excise Duty and new vehicle first registration fee of £55.00 (correct at time of publication). Excludes fuel and insurance. Price has been calculated using manufacturer estimates and includes an OZEV grant of up to £2,500.00 which has been deducted from the price of the vehicle (OZEV Grant not available in the Isle of Man). The grant is a government incentive and is subject to withdrawal prior to delivery of your vehicle. Retailers may be required to carry out more than one credit check during the course of the order process. You may be required to place a deposit when placing your order with your supplying Retailer. In the event of a price change, deposit refunds will be governed by your supplying Retailer's policy and as such must be discussed with the supplying Retailer.

Gross plated weights (including axle weights) quoted on the vehicle plate are to UK plated weight specification and must never be exceeded.

**See Glossary of Terms for definitions.

PRICES DIESEL

| | GROSS VEHICLE WEIGHT (KG)** | MAXIMUM INDICATIVE PAYLOAD (KG) | LOAD SPACE (M ³) | WLTP CO ₂ (G/KM) | WLTP ECONOMY (MPG) | LCDV CODE | BASIC PRICE (£) EXC VAT | ON-THE-ROAD (£) EXC VAT |
|--------------------------------------|-----------------------------|---------------------------------|------------------------------|-----------------------------|--------------------|------------------|-------------------------|-------------------------|
| PANEL VAN | | | | | | | | |
| M Diesel 100hp Manual Prime-Plus | 2390 | 982 | 3.3 | 136 - 161 | 54.4 - 46.0 | 2GK91C4P6KTXA0B2 | 23,590.00 | 24,985.00 |
| XL Diesel 100hp Manual Prime-Plus | 2400 | 936 | 3.9 | 136 - 161 | 54.4 - 46.0 | 2GK95C4P6KTXA0B2 | 24,540.00 | 25,935.00 |
| M Diesel 130hp Automatic Prime-Plus | 2400 | 982 | 3.3 | 143 - 171 | 51.9 - 43.4 | 2GK91C4P41TXA0B2 | 25,990.00 | 27,385.00 |
| XL Diesel 130hp Automatic Prime-Plus | 2400 | 927 | 3.9 | 143 - 171 | 51.9 - 43.4 | 2GK95C4P41TXA0B2 | 26,940.00 | 28,335.00 |
| M Diesel 100hp Manual Pro | 2390 | 982 | 3.3 | 136 - 161 | 54.4 - 46.0 | 2GK91C4P6KTX9QB2 | 24,830.00 | 26,225.00 |
| XL Diesel 100hp Manual Pro | 2400 | 936 | 3.9 | 136 - 161 | 54.4 - 46.0 | 2GK95C4P6KTX9QB2 | 25,780.00 | 27,175.00 |
| M Diesel 130hp Automatic Pro | 2400 | 982 | 3.3 | 143 - 171 | 51.9 - 43.4 | 2GK91C4P41TX9QB2 | 27,230.00 | 28,625.00 |
| XL Diesel 130hp Automatic Pro | 2400 | 927 | 3.9 | 143 - 171 | 51.9 - 43.4 | 2GK95C4P41TX9QB2 | 28,180.00 | 29,575.00 |
| CREW VAN | | | | | | | | |
| XL Diesel 100hp Manual Prime | 2400 | 840 | 1.8 | 136 - 161 | 54.4 - 46.0 | 2GK9SL7P6KTXA0B2 | 25,890.00 | 27,285.00 |

Please note: The above LCDV codes are for England, Wales and Scotland. For Northern Ireland the 'TX' is replaced with 'TO'.

Please note: On-the-road recommended retail prices (RRP) include number plates and delivery to Retailer of £995.00 exc. VAT (£1,194.00 inc. VAT), 12 months' Vehicle Excise Duty and new vehicle first registration fee of £55.00. Excludes fuel and insurance.

VAT reclaimable status requires a minimum 1-tonne payload for Crew Vans in accordance with HMRC guidance. Crew Vans with a payload of less than 1-tonne may be eligible for VAT reclaimable status, subject to further HMRC assessment. Customers are advised to consult their local HMRC office or visit www.gov.uk/government/organisations/hm-revenue-customs for further details in relation to VAT reclaimable status. Payload calculations should take into consideration local UK Specification and Trim Level. Ordered options may also impact payload.

Gross plated weights (including axle weights) quoted on the vehicle plate are to UK plated weight specification and must never be exceeded. Unbraked towing weight 600kg - all models.

**See Glossary of Terms for definitions.

SAFETY AND DRIVER ASSISTANCE FEATURES

Your Vauxhall Combo comes with enhanced Safety and Driver Assistance features as standard

1. Forward collision alert inc. Advanced Emergency Braking System (AEBS) alerts the driver of a potential collision with a vehicle or pedestrian in the path of the van through a combination of visual and audible warnings. Should the driver fail to react, the system will reduce the speed of the vehicle to limit the severity of any impact.


2. Dynamic Surround View* incorporates a digital rear-view mirror with cameras above the rear door and in the nearside exterior door mirror, extending the view of traditional rear view mirrors. The system features include: Side blind spot detection displays a warning light in the nearside mirror to advise when a vehicle or obstacles is present. Visiopark 180° rear parking camera works with 12 parking sensors enabling safer reversing as the driver is now able to view a larger area via the digital display screen. Automatically activates when reverse gear is engaged or the rear doors are opened.

3. Driver Attention Alert** monitors your time behind the wheel and sends a warning after two and three hours continuous driving. The system continues to analyse driving patterns via the front camera A-pillar camera and steering wheel movements, warning you when it's time to take a quick break.

4. Visiopark 180° with rear parking sensor* uses the rear camera to send a reconstructed 180° image of the rear area (as seen from above) onto the Touchscreen display. When the vehicle approaches an obstacle, the system automatically zooms in on the rear area to display the remaining distance more precisely. In addition, an audible alert informs of the distance measured by the rear bumper sensors.

5. Intelligent Speed Assistance recognises speed limit signs and visually warns the driver of local restrictions followed by an acoustic warning if the limit is exceeded.

6. Lane Keep Assist automatically steers the vehicle to keep it in its lane when travelling over 40mph, unless turn signal is active.



PURECONNECT INFOTAINMENT

MULTIMEDIA PRO (ZJC6)

Features

- 10" HD colour touchscreen with wireless mirror screen
- AM/FM/DAB digital radio
- RDS with Traffic Programme
- 4G connectivity
- Voice control
- Natural voice recognition
- Four speakers
- Vauxhall Connect

Media connections

- 2x USB Type C connections
- Bluetooth® A2DP audio streaming (Advanced Audio Distribution Profile)

Mobile phone portal

- Bluetooth® connectivity
- Vehicle microphone
- Phone book access – Contacts/last calls/missed calls etc. are mirrored on the display and are easily navigated using the touchscreen (features dependent on mobile phone)
- Smartphone interface – Apple CarPlay™/Android Auto™
- Handsfree calls via steering wheel controls

Additional feature

- Flexible roof-mounted aerial
- Steering wheel mounted audio and phone controls


MULTIMEDIA PRO NAVI (ZJC8)

Features over Multimedia Pro

- Fully integrated satellite Navigation system

DRIVER INFORMATION

- 10" digital instrument cluster (Prime-Plus/Pro)
- Multi-function trip computer
- Central facia display – including audio information, clock and outside air temperature



SPECIFICATIONS

Key: ● Standard ○ Optional

| | PANEL VAN | | CREW VAN |
|--|------------|-----|----------|
| | PRIME-PLUS | PRO | PRIME |
| TECHNOLOGY AND ENTERTAINMENT | | | |
| MULTIMEDIA PRO (ZJC6) | ● | | |
| • 10" HD colour touchscreen with wireless mirror screen | ● | | |
| • AM/FM/DAB digital radio | ● | | |
| • 4G connectivity | ● | | |
| • Voice control | ● | | |
| • Natural voice recognition | ● | | |
| MULTIMEDIA PRO NAVI (ZJC8) | | | |
| Features over Multimedia Pro | | | |
| • Fully integrated satellite Navigation system | | ● | ● |
| • 10" HD colour touchscreen with wireless mirror screen | | ● | ● |
| • AM/FM/DAB digital radio | | ● | ● |
| • 4G connectivity | | ● | ● |
| • Voice control | | ● | ● |
| • Natural voice recognition | | ● | ● |
| Vauxhall Connect including fleet services | ● | ● | ● |
| Audio Controls through steering wheel buttons | ● | ● | ● |
| COMFORT AND CONVENIENCE | | | |
| Front electric windows with 'one-touch' operation and anti-pinch | ● | ● | ● |
| Air conditioning | ● | ● | ● |
| Cruise control with programmable speed limiter | ● | ● | ● |
| Rear parking sensors | ● | ● | ● |
| Dynamic Surround View: Digital rear view mirror and lateral side view, Reversing Camera with Top Rear Vision, Blind Spot Monitoring, Front Park Assist, Flankguard detection of fixed obstacles, electric folding door mirrors | | ● | |
| 12V socket in cabin | ● | ● | ● |
| Electronic Power Steering (EPS) | ● | ● | ● |
| Height and reach adjustable steering wheel | ● | ● | ● |
| AT shifting by e-Toggle (Automatic only) | ● | ● | ● |
| Electric Parking Brake | ● | ● | ● |
| Halogen Headlamp with integrated daytime running lights | ● | | ● |
| | ELECTRIC | | ELECTRIC |
| ECO LED Headlamps with integrated daytime running lights | ● | | ● |
| | DIESEL | | DIESEL |
| Matrix LED Headlamps with integrated daytime running lights | | ● | |
| High level third brake light | ● | ● | ● |

Please note that compatibility and certain functions may be different depending on the type of device and operating system you're using with the Multimedia systems. Apple CarPlay is a trademark of Apple Inc. Apple and iPhone are trademarks of Apple Inc., registered in the U.S. and other countries. Android is a trademark of Google Inc, also registered in the U.S. and other countries. Services may require a subscription/fee and are subject to mobile network coverage and availability.

*Smartphone Station with DAB is a FOC option, please select ZJA0 when ordering a vehicle.

SPECIFICATIONS

Key: ● Standard ○ Optional

| | PANEL VAN | | CREW VAN |
|--|------------|-----|----------|
| | PRIME-PLUS | PRO | PRIME |
| COMFORT AND CONVENIENCE | | | |
| Automatic on/off headlight control | ● | ● | ● |
| Automatic front wipers – Magic Wash* | | ● | |
| Electrically adjustable heated door mirrors | ● | ● | ● |
| Manually folding door mirrors | ● | | ● |
| Electrically folding heated door mirrors with temperature sensor | | ● | |
| Front fog lights | | ● | |
| SAFETY AND SECURITY | | | |
| Electronic Stability Control and ABS with Hill Start Assist, EBA and EBSD | ● | ● | ● |
| Perimetric and volumetric, Thatcham category 1 approved alarm with tilt sensor | ○ | ● | ○ |
| Remote central locking with deadlocking. | ● | ● | ● |
| Selective cabin and cargo area locking via 3-button plip remote control key (x2) | ● | ● | ● |
| Dashboard mounted central locking push button and auto locking above 7 mph | ● | ● | ● |
| Rolling code transponder immobiliser (Thatcham approved) | ● | ● | ● |
| Lockable fuel cap (Diesel versions only) | ● | ● | ● |
| Automatic door unlocking in event of accident | ● | ● | ● |
| Driver & Passenger Front Airbags; Curtain Airbag; Side Airbags | ● | ● | ● |
| Height-adjustable 3-point pre-tensioner seat belts with force limiter (central seatbelt on dual passenger seat not height adjustable and no pre-tensioner) | ● | ● | ● |
| Unfastened seat belt warning for driver and passengers | ● | ● | ● |
| High Beam Assist | ● | ● | ● |
| Advanced Emergency Braking System | ● | ● | ● |
| Lane Keeping Assist | ● | ● | ● |
| Intelligent Speed Assistance | ● | ● | ● |
| Driver Attention Alert Level-4 with Driver Monitoring Camera | ● | ● | ● |
| Automatic activation of hazard warning lights on major deceleration | ● | ● | ● |
| Visible VIN at base of windscreen | ● | ● | ● |

SPECIFICATIONS

Key: ● Standard ○ Optional

| | PANEL VAN | | CREW VAN |
|--|---------------|---------------|---------------|
| | PRIME-PLUS | PRO | PRIME |
| DOORS AND WINDOWS | | | |
| Nearside side sliding door | ● | ● | |
| Twin sliding side doors (Standard on XL and Crew only) | ● | ● | ● |
| Unglazed asymmetric rear doors, opening to 180 degrees | ● | ● | ● |
| SEATING | | | |
| Driver's seat height, rake and reach adjustable with lumbar adjustment and armrest (6-Way) | ● | ● | ● |
| Passenger's seat rake and reach adjustable (4-Way) with storage/trays on back of seat | | | ● |
| Three-seat second-row bench with Rear lap and diagonal inertia-reel seatbelts | | | ● |
| FlexCargo Pack – Dual front passenger's fixed bench seat/Fold-flat centre seat backrest with table/Two-way foldable outer seat/Load-through bulkhead/Electronic parking brake/Seatbelt unfastened' audible warning and warning light | ● | ● | |
| INTERIOR FEATURES, STORAGE AND LOAD CARRYING | | | |
| Dashboard: Mistral Black | ● | ● | ● |
| Dashboard storage areas | ● | ● | ● |
| Closed upper and open lower glove boxes | ● | ● | ● |
| Front door pockets with 1.5 litre bottle holders | ● | ● | ● |
| Overhead storage shelf in cabin | ● | ● | ● |
| Hard plastic floor protection in cabin | ● DIESEL | ● DIESEL | ● DIESEL |
| Carpet floor in cabin | ● ELECTRIC | ● ELECTRIC | ● ELECTRIC |
| FlexCargo Pack – Dual front passenger's fixed bench seat/Fold-flat centre seat backrest with table/Two-way foldable outer seat/Load-through bulkhead/Electronic parking brake/Seatbelt unfastened' audible warning and warning light | ● | ● | |
| Two-position moveable ladder frame bulkhead | | | ● |
| 6 floor-mounted load securing rings | ● | ● | ● |
| Plastic floor protection in load area | | | ● |



Load-through hatch within bulkhead



Fully folding passenger seat



Fold-flat centre seat backrest with table.

SPECIFICATIONS

Key: ● Standard ○ Optional

| | PANEL VAN | | CREW VAN |
|---|---------------|---------------|---------------|
| | PRIME-PLUS | PRO | PRIME |
| WHEELS, TYRES AND EXTERIOR STYLE | | | |
| Puncture repair kit | ● | ● | ● |
| Tyre pressure monitor | ● | ● | ● |
| 16 inch grey steel wheels with half hubcap | ● | | ● |
| 16 inch steel wheels with 'Twirl' wheel cover | | ● | |
| Black front and rear bumpers, side rubbing strips, exterior door handles and door mirrors | ● | | ● |
| Painted black exterior handles | | ● | |
| Painted black decor strips (side mouldings) | | ● | |
| Painted body colour front bumper | | ● | |
| Painted body colour rear bumper | | ● | |
| Painted body colour sliding door rail cover | | ● | |
| INSTRUMENTS | | | |
| Full 10" colour digital cluster | ● | ● | ● |
| Multi-function on-board trip computer | ● | ● | ● |
| Door opening warning and audible lights-on warning | ● | ● | ● |
| ELECTRIC VEHICLE SPECIFIC | | | |
| 7.4kW On Board Charger with Mode 3 charging cable – 6 metres (for use with wallbox) | ● ELECTRIC | ● ELECTRIC | ● ELECTRIC |
| Remote temperature pre-conditioning (requires e-Remote Control service subscription) | ● ELECTRIC | ● ELECTRIC | ● ELECTRIC |
| AVAS: Acoustic Vehicle Alerting System. Generates a sound when travelling at low speed, audible outside the vehicle for pedestrian safety | ● ELECTRIC | ● ELECTRIC | ● ELECTRIC |
| Vehicle-to-load predisposition. Charge-port adaptor and power panel available as A/S accessories. | ● ELECTRIC | ● ELECTRIC | ● ELECTRIC |

OPTIONS

Key: ● Standard

| | OPTION CODE* | PANEL VAN | | CREW VAN |
|--|--------------|------------------|------------------|------------------|
| | | PRIME-PLUS | PRO | PRIME |
| SAFETY AND SECURITY | | | | |
| Perimetric and volumetric, Thatcham category 1 approved alarm with tilt sensor | AB13 | £225 | ● | £225 |
| LOAD CARRYING | | | | |
| Glazed window in bulkhead | PX35 | £60 | | |
| Offside sliding side loading door | PC19 | £275 | £275 | ● |
| Glazed asymmetric rear doors, opening to 180 degrees. Window in larger door is heated and includes a windscreen wiper. | PB04 | £200 | | £200 |
| Non-skid wood floor trim | GB33 | £270 | £270 | £270 |
| ELECTRIC VEHICLE SPECIFIC | | | | |
| 11 kW bi-directional three-phase onboard charger – offers faster charging only where three-phase power is available | LZ06 | £350 ELECTRIC | £350 ELECTRIC | £350 ELECTRIC |
| ePTO – 400V Plug & Electric Socket | 4204 | £360 ELECTRIC | £360 ELECTRIC | |
| WHEELS, TYRES & DRIVING CHARACTERISTICS | | | | |
| Full size steel spare wheel | LV00 | £140 | £140 | £140 |
| 16" Alloy Wheel "Viana" | DZSD | £300 | £300 | |

*Optional at extra cost excluding VAT.

OPTIONS

Key: ● Standard

| | OPTION CODE* | PANEL VAN | | CREW VAN |
|---|-------------------|------------|------|------------------|
| | | PRIME-PLUS | PRO | PRIME |
| PACKS | | | | |
| Cargo Pack: Two top stowage rings, LED reinforced lighting, 12V socket in loading area | ES03 | £250 | £250 | |
| Access & Go Pack: Keyless Access [YD01], Automatic Climate Control [RE07], Electric Parking Brake [FH05], Automatic Windscreen Wipers + Automatic Headlamps [NB08], Fog Lights [PR01], Foldable Door Mirrors [HU02], black painted side mirrors [Y145] | J2ML ¹ | £500 | £500 | |
| Winter Pack: Leather Heated Steering Wheel [VH04+], Heat pump [2501], Automatic Air Conditioning and Recirculation System [RE07], Automatic Windscreen Wipers + Automatic Headlamps [NB08], Fog Lights [PR01], Foldable Door Mirrors [HU02], black painted side mirrors [Y145] | J6SR ² | | | £750 ELECTRIC |
| Worksite Kit Pack: Grip Control with Hill Descent Assist, Michelin Latitude Tour Mud and Snow tyres, increased ground clearance, underbody protection plate and full sized spare wheel | GA03 | £450 | | |
| Worksite Kit Pack (Crew Van): Grip Control with Hill Descent Assist, Michelin Latitude Tour Mud and Snow tyres, increased ground clearance, underbody protection plate and full sized spare wheel, Thatcham alarm | J6M8 | | | £650 |

¹ Not available with J6SR Winter Pack

² Not available with J2ML Access & Go Pack. Electric Only.

EXTERIOR COLOURS

| | | OPTION CODE | PRICE |
|--|--|-------------|---------------------------------|
|  | Kaolin White* Solid paint | POPR | Included as standard |
|  | Kiama Blue** Two-coat metallic paint | ONM6 | £500 ex VAT |
|  | Quartz Silver** Two-coat metallic paint | MOF4 | £500 ex VAT |
|  | Pearl Black** Two-coat metallic paint | M09V | £500 ex VAT |

Special Fleet Colours (£600 exc VAT) are available – please discuss with retailer or key account manager for more details.

Additional lead-time for special paint will be confirmed at order placement (event 25). Consult Retailer for details. The colours reproduced may vary slightly from the actual paint colour. As a result they should be used as a guide only. Your Vauxhall Retailer has a comprehensive display of our paint samples. Please note, vehicles illustrated are not model specific and are for illustrative purposes only.

*Standard exterior paint. **Optional at extra cost excluding VAT.



COMBO ALSO INCLUDES A FLEET MANAGEMENT SERVICE OFFER....



PREVENTIVE MAINTENANCE

For 4 Years for customers managed by DEALERS

(B2C & SME)

The Preventive Maintenance Service is designed to help monitor and optimise the health of commercial vehicle fleets, offering support through live alerts and upcoming maintenance reports. This makes it easier for fleet managers to keep their vehicles in good working condition, saving time and money.

- Fleet Dashboard View
- Maintenance Tracking
- Report via Email
- Vehicle Health Alerts
- Van Maintenance Appointment

Connect Fleet

Customers can upgrade (via subscription) to Connect Fleet. This management platform is a full version opening up a broader spectrum of possibilities. With Connect Fleet customers can optimise the use of their vehicles by gaining access to consumption reports, mechanical alerts, eco driving and driving behaviour reports and vehicle geolocation in the event of theft in real time.

For more details [click here](#)

For contact [click here](#)

4 YEARS TRANSFERABLE



VAUXHALL CONNECTED SERVICES

An intelligent range of Vauxhall Connect Services offers you a new level of safety and convenience – wherever and whenever you need it. Discover the Connect ONE and Connect PLUS service packages, which can support you every day.

CONNECT ONE package

A pack for Customers' peace of mind, with features for their safety and assistance.

Included for 10 Years (Free of charge)

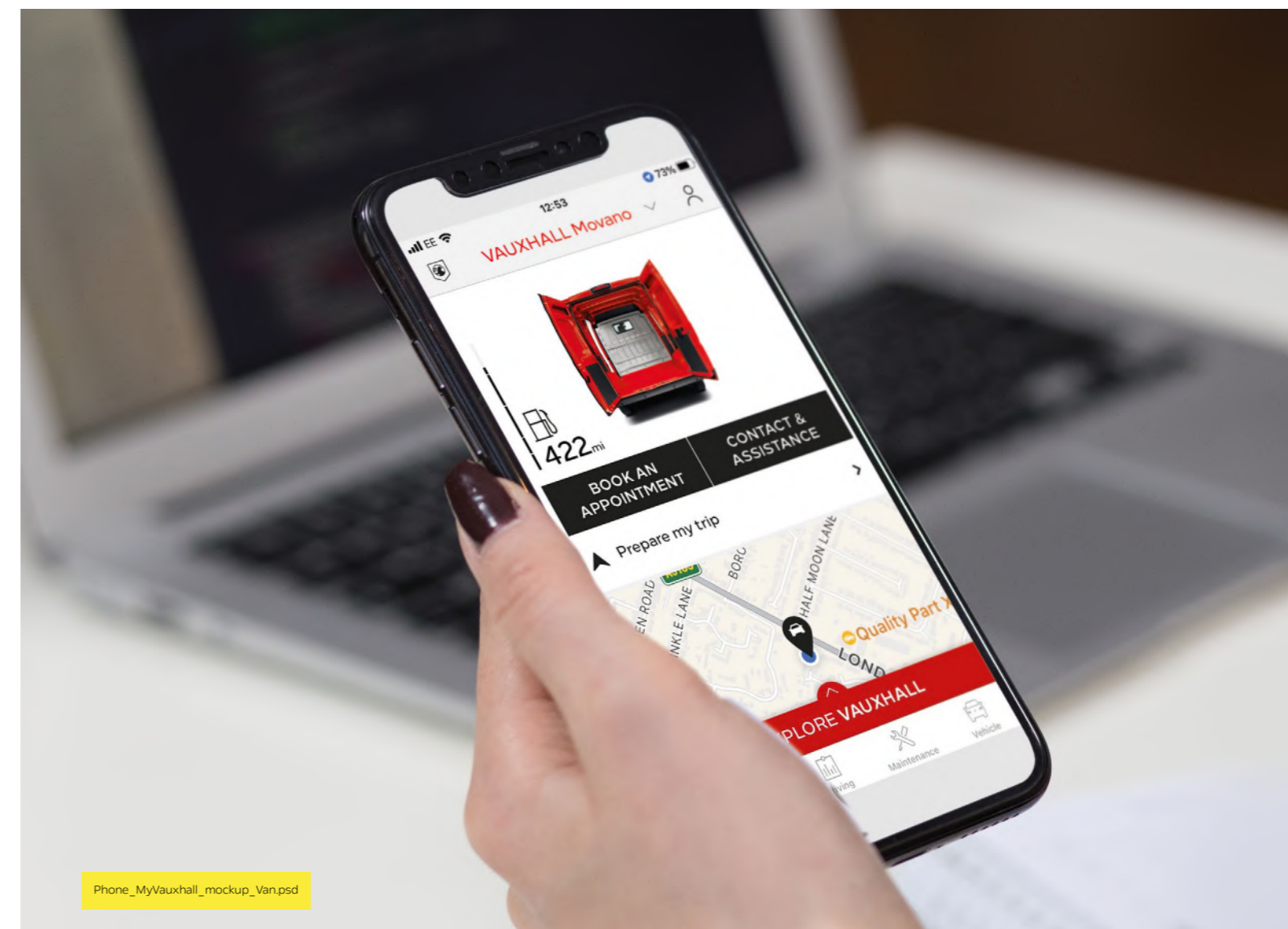
- Over-The-Air Software Updates
- Emergency Call/Vauxhall Assistance Call
- Vehicle Health and Maintenance Alerts
- Games
- e-Coaching (BEV/PHEV only)
- e-Remote Control (BEV/PHEV only)
- e-Routes by Free2move Charge (BEV only)
- e-Solution Charging by Free2move Charge (BEV/PHEV only)

CONNECT PLUS package*

A pack to offer a tech-savvy experience on-board and off-board, with vehicle remote management and assistance aids to help improve every journey.

6 Months Free Trial (Subscription service)

- Connected Alarm
- Remote Control
- My Trip Report – Driving statistics
- Find My Car
- Vauxhall Skill for Alexa™
- ChatGPT
- Real-Time Navigation by TomTom®†
 - Real Time Traffic
 - Speedcams
 - Fuel Price
 - EV Public Charging
 - Weather Forecast
- Maps Update Over-The-Air†
- Send to Nav (App to vehicle)
- EV Trip Planner/EV Routing Embedded



Explore MyVauxhall

Ready to make life easier? Meet MyVauxhall – your one-stop shop for everything Vauxhall.

Plan journeys from the comfort of your armchair. View your next scheduled service, book a vehicle repair, access your handbook and much more!

Also if you drive an electric vehicle, you'll love our e-Remote Control app feature. Use it to pre-condition your cabin temperature before journeys – and maximise your charge. Or pre-schedule charging times at night, and benefit from cheaper electricity.



Download
MyVauxhall now!

For more information visit connect.vauxhall.co.uk

For more information visit
vauxhall.co.uk/discover/myvauxhall.html

*Subject to subscription – after you have taken delivery of your vehicle, please subscribe on: connect.vauxhall.co.uk **via MyVauxhall App. †Standard on models with Satellite Navigation only. Additional terms and conditions apply to connected services, including customer acceptance of location sharing prior to activation.

PUREENERGY ELECTRIC

SINGLE-SPEED ELECTRONIC DRIVE SELECTOR

As the motor is an all-electric single-speed drive unit, there is no need for multiple gears. Instead, the shifter lets the driver select from the following:

- Park
- Reverse
- Neutral
- Drive
- Braking (for increased regenerative braking)

DRIVE MODE SELECTOR

The driver can determine the driving style by selecting one of the following modes:

- **Normal:** for a balanced drive that offers a compromise between performance and energy efficiency. WLTP range is validated in this mode
- **Power:** with high power reserves for the highest top speed and torque. Recommended at full capacity
- **ECO:** for maximum range and energy efficiency. The ECO mode deactivates all unnecessary energy-consuming features and reduces the top speed, torque and overall performance

CHARGING

Combo Electric comes fitted with an 7.4kW on-board charger and mode 3 cable. An 11kW on-board charger is available as an extra cost option. For more details please consult your local Retailer.

Vauxhall have partnered with Octopus Energy to provide everything you need for your Combo Electric, including a new tariff, charger and a solution for charging on the go making owning an electric vehicle easier and hassle-free.

[Click here](#) to find out more



BRAKING

Energy recuperation

The regenerative braking system works when the vehicle is in motion, energy created by the resistance of the brakes against the drivetrain is converted into DC voltage to partially recharge the battery. The driver can also engage braking mode through the drive selector to increase the level of energy recuperation.

Single foot driving experience

The system not only utilises the energy when the brakes are being used, but also engages when the vehicle is coasting, recovering more energy and enabling single foot driving as the brakes automatically engage when the throttle pedal is released.

Please note, EV range assumes that vehicle has been pre-conditioned prior to journey. This function can be accessed either via MyVauxhall App or by using the infotainment system.

PUREENERGY ELECTRIC

| ELECTRIC 136HP AUTOMATIC | |
|--|--|
| MOTOR | |
| Torque Nm | 270 / 3674 |
| Max power CEE (hp (kW)/rpm) | 136 (100) / 5500 |
| BATTERY | |
| Chemistry | Li-Ion - LFP |
| Gross/Net Capacity | 52/50.7 kWh |
| Battery Warranty | 8 years/100,000 miles/70% capacity |
| TRANSMISSION | |
| Gearbox | Automatic electric drive with fixed gear ratio |
| SERVICE | |
| | Every 25,000 miles or 2 years (whichever comes sooner). Initial inspection at 12,500 miles or 1 year (whichever comes sooner) |
| PERFORMANCE | |
| WLTP Range (Combined) | 213mi |
| Max speed (mph) | 82 |
| Acceleration (0-62 mph) | 11.7sec |
| CHARGING TIMES | |
| | 52KWH |
| Domestic electrical plug – Type 2 Socket | 22h 30m (100%) |
| Single Phase Wallbox (7.4kW) – Type 2 Socket | 6h 43m (100%) |
| Three Phase Wallbox (11kW) – Type 2 Socket* | 4h 50m (100%) |
| Rapid (DC) Charging (100 kW) – CCS Socket | 30m (0 to 80%) |

The Combo Electric is a battery electric vehicle requiring mains electricity for charging. Range data given has been determined according to WLTP test procedure methodology. The figures shown are intended for comparability purposes only and should only be compared to other cars tested to the same technical standard. The range you achieve under real world driving conditions will depend upon a number of factors, including but not limited to: the accessories fitted (pre and post registration); charging frequency; personal driving style; vehicle load and route characteristics; variations in weather; heating/air conditioning; pre-conditioning and battery condition. For more information, contact your local Vauxhall Retailer.

*Requires optional 11kW on board charger.

PUREENERGY ELECTRIC

| | WLTP COMBINED ELECTRIC RANGE | | | | WLTP CITY ELECTRIC RANGE | | | | ELECTRIC ENERGY CONSUMPTION | |
|-----------------------------|------------------------------|-------------------------|------------|------------|--------------------------|---------|------------|------------|-----------------------------|------------|
| | VEHICLE LOW OR VL (KM) | VEHICLE HIGH OR VH (KM) | VL (MILES) | VH (MILES) | VL (KM) | VH (KM) | VL (MILES) | VH (MILES) | VL (WH/KM) | VH (WH/KM) |
| PANEL VAN | | | | | | | | | | |
| M Electric 136hp Automatic | 352 | 289 | 219 | 180 | 490 | 391 | 304 | 243 | 174 | 217 |
| XL Electric 136hp Automatic | 352 | 289 | 219 | 180 | 490 | 391 | 304 | 243 | 174 | 217 |
| CREW VAN | | | | | | | | | | |
| XL Electric 136hp Automatic | 352 | 289 | 219 | 180 | 490 | 391 | 304 | 243 | 174 | 217 |



VAUXHALL-COMBO-CARGO-MY2023-BEV-EXTERIOR-SILVER-INT-10_Srgb.jpg

PUREENERGY DIESEL

| ENGINE | 100HP MANUAL | 130HP AUTOMATIC |
|--|--|------------------|
| Capacity (cc) | 1499 | |
| Cylinders/Valves | 4/ 16 | |
| Max power CEE (hp (kW)/rpm) | 102 (75) / 3750 | 131 (96) / 3750 |
| Max torque CEE (Nm (lb/ft)/rpm) | 250 (184) / 1750 | 300 (221) / 1750 |
| Bore and stroke (mm) | 75 x 84.8 | |
| Euro status | Euro 6E BIS | |
| Fuel system | High pressure turbo-charged direct injection | |
| Stop & Start system | ● | |
| Service Interval | 25,000 miles or 2 years (whichever occurs sooner) | |
| TRANSMISSION | | |
| Gearbox | Manual | Automatic |
| Number of gears | 6 | 8 |
| Driven wheels | Front | |
| PERFORMANCE (ALL FIGURES DRIVER ALONE) | | |
| Max speed (mph) | 103 | 114 |
| Steering | Hydraulic power-assisted rack and pinion system Turning circle (kerb-to-kerb) – 10.8m M Turning circle (kerb-to-kerb) – 11.3m XL | |
| Suspension | Front: Independent. Reinforced Pseudo MacPherson front axle with anti-roll bar Rear: Reinforced Cross-member with Variable Flexibility Rear Springs | |
| Brakes front/rear | 283mm x 26mm Front discs 268mm x 12mm Rear discs | |
| Fuel tank capacity litres (gallons) | 50 (11) | |
| AdBlue tank capacity litres (gallons) | 17 (3.7) | |

PUREENERGY DIESEL

| | CO ₂ COMBINED [#] | | WLTP ECONOMY COMBINED [#] | | | |
|---|---------------------------------------|------------------------------|------------------------------------|---------------------------------|----------------------------|-----------------------------|
| | VEHICLE LOW OR VL (G/KM) | VEHICLE HIGH OR VH (G/KM) | VEHICLE LOW OR VL (L/100KM) | VEHICLE HIGH OR VH (L/100KM) | VEHICLE LOW OR VL (MPG) | VEHICLE HIGH OR VH (MPG) |
| PANEL VAN | | | | | | |
| M Diesel 100hp Manual (Reduced Payload) | 136 | 161 | 5.2 | 6.1 | 54.4 | 46.0 |
| M Diesel 100hp Manual | 136 | 161 | 5.2 | 6.1 | 54.4 | 46.0 |
| XL Diesel 100hp Manual | 136 | 161 | 5.2 | 6.1 | 54.4 | 46.0 |
| M Diesel 130hp Automatic | 143 | 171 | 5.4 | 6.5 | 51.9 | 43.4 |
| M Diesel 130hp Automatic | 143 | 171 | 5.4 | 6.5 | 51.9 | 43.4 |
| CREW VAN | | | | | | |
| XL Diesel 100hp Manual | 136 | 161 | 5.2 | 6.1 | 54.4 | 46.0 |

[#]Figures shown are for comparison purposes and should only be compared to the fuel consumption and CO₂ values of other vehicles tested to the same technical standard. The fuel consumption achieved, and CO₂ produced, in real world conditions will depend upon a number of factors including, but not limited to: the accessories fitted (pre and post registration); variations in weather; driving styles and vehicle load. The WLTP (Worldwide Harmonised Light Vehicles Test Procedure) is used to measure fuel consumption and CO₂ figures. The CO₂ figures display a range to reflect the highest value for the highest emitting version with all available options added, through to a minimum value to represent the lowest emitting version in standard specification.

Vehicles with BlueInjection technology will need regular AdBlue® top-ups also between servicing requirements. An indicator integrated into the on-board computer will warn you when you need to top up. More information under www.vauxhall.co.uk/adblue in accordance with regulations R (EC) No. 715/2007 and R (EC) No. 692/2008 (in the versions respectively applicable).

WEIGHTS

All figures in kg (except seating configuration)

| | GROSS VEHICLE WEIGHT (GVW) | MASS IN RUNNING ORDER (MIRO) Includes Driver | KERB WEIGHT No Driver | MAXIMUM PAYLOAD | MAX PLATED FRONT AXLE | MAX PLATED REAR AXLE | GROSS TRAIN WEIGHT (GTW) | MAXIMUM BRAKED TOWING WEIGHT | MAX. UNBRAKED TOWING WEIGHT | MAXIMUM TOWBALL WEIGHT | NUMBER OF SEATS |
|--|----------------------------|---|--------------------------|-----------------|-----------------------|----------------------|--------------------------|------------------------------|-----------------------------|------------------------|-----------------|
| PANEL VAN | | | | | | | | | | | |
| M Electric 136hp Automatic | 2450 | 1766 | 1691 | 759 | 1200 | 1400 | 3200 | 750 | 750 | 50 | 3 |
| XL Electric 136hp Automatic | 2450 | 1834 | 1759 | 691 | 1200 | 1400 | 3200 | 750 | 750 | 50 | 3 |
| M Diesel 100hp Manual (Reduced Payload) | 2040 | 1468 | 1393 | 647 | 1200 | 1075 | 3390 | 1350 | 730 | 74 | 3 |
| M Diesel 100hp Manual | 2390 | 1483 | 1408 | 982 | 1200 | 1400 | 3390 | 1000 | 730 | 74 | 3 |
| XL Diesel 100hp Manual | 2400 | 1539 | 1464 | 936 | 1200 | 1400 | 3430 | 1030 | 730 | 74 | 3 |
| M Diesel 130hp Automatic | 2400 | 1493 | 1418 | 982 | 1200 | 1400 | 3400 | 1000 | 720 | 74 | 3 |
| XL Diesel 130hp Automatic | 2400 | 1548 | 1473 | 927 | 1200 | 1400 | 3400 | 1000 | 750 | 74 | 3 |
| CREW VAN | | | | | | | | | | | |
| XL Electric 136hp Automatic | 2455 | 1888 | 1813 | 642 | 1200 | 1400 | 3205 | 750 | 750 | 50 | 5 |
| XL Diesel 100hp Manual | 2400 | 1635 | 1560 | 840 | 1200 | 1400 | 3430 | 1030 | 750 | 74 | 5 |



DIMENSIONS

| EXTERIOR DIMENSIONS – PANEL VAN & CREW VAN | | |
|---|-------------|-------------|
| DIMENSIONS – MM | M | XL |
| Wheelbase | 2785 | 2975 |
| Overall length | 4403 | 4753 |
| Overall height | 1796 - 1860 | 1812 - 1860 |
| Width (excluding door mirrors) | | 1848 |
| Width (including door mirrors) | | 2107 |
| Front overhang | | 892 |
| Rear overhang | 726 | 886 |
| Minimum Ground Clearance | 160 | 160 |
| Minimum Ground Clearance (with Worksite Pack) | 182 | 175 |

| DIMENSIONS OF DOORS – PANEL VAN & CREW VAN | |
|--|------|
| DIMENSIONS – MM | M/XL |
| Min. width of side sliding door | 641 |
| Max. width of side sliding door | 675 |
| Max. load height of side sliding door | 1072 |
| Max. width of rear opening | 1241 |
| Load width at floor of rear opening | 1241 |
| Load width at top of rear opening | 1087 |
| Maximum load height of rear opening | 1196 |

DIMENSIONS

| INTERIOR DIMENSIONS – PANEL VAN | | |
|--|-----------|-----------|
| DIMENSIONS – MM; VOLUME – M³ | M | XL |
| Load length at mid-height | 1525 | 1875 |
| Load length at floor (without load-through bulkhead) | 1817 | 2167 |
| Load length at floor (with FlexCargo seat folded if applicable)* | 3090 | 3440 |
| Load width between wheel arches | | 1229 |
| Max. load width | | 1527 |
| Max. load height | 1200 | 1270 |
| Load volume (without FlexCargo seat folded if applicable) | 3.3 | 3.9 |
| Load volume (with FlexCargo seat folded if applicable) | 3.8 | 4.4 |
| Rear sill load height min to max | 547 - 588 | 560 - 569 |
| Rear sill load height min to max (with Worksite Pack) | 601 - 625 | 604 - 617 |

| INTERIOR DIMENSIONS – CREW VAN | |
|--|------|
| DIMENSIONS – MM; VOLUME – M³ | XL |
| Load length at floor (without rear seats or passenger seat folded) | 1450 |
| Load length at floor to bulkhead (with rear seats folded and bulkhead in forward position) | 2000 |
| Load length at floor to front of cab (rear seats & passenger seat folded and load-through bulkhead open) | 3050 |
| Load volume (without rear seats or passenger seat folded) | 1.8 |
| Load volume (rear seats folded & bulkhead in forward position) | 3.5 |
| Load volume (rear seats & passenger seat folded and load-through bulkhead open) | 4.0 |

GLOSSARY OF TERMS

PLATED WEIGHT

The maximum weight to which a vehicle or an axle may be loaded, determined either by the design of the components or by legislation. All commercial vehicles must carry a manufacturer's 'plate' showing the vehicle and axle gross 'plated weights'. It is an offence to drive a vehicle in a condition where any of these weights are exceeded.

KERB WEIGHT

The Minimum Mass minus the driver's weight. When Kerb Weight used, driver weight is included within the Maximum Indicative Payload weight.

MINIMUM MASS

Minimum Mass ('Mass in running order' on Certificate of Conformity and 'Mass in Service' on V5C form) is defined according to European Type Approval and include all fluids, tools and 90% fuel load/EV battery. It is minimum mass for this variant and does not consider local specification/trim or deletable options (specific to the vehicle). Weights are also subject to manufacturing tolerances (EU Legislation allows 5% tolerance).

GROSS VEHICLE WEIGHT (GVW)

The total permissible weight of a vehicle including payload and passengers, as shown on the manufacturer's plate.

GROSS COMBINATION WEIGHT (GCW)

The maximum permissible weight of a vehicle, including payload and passengers, combined with the total weight of any trailer it is towing. The maximum GCW weight limit is quoted on the vehicle plate and must not be exceeded.

PAYLOAD

The total permissible weight that can be carried without exceeding the vehicle's plated weight. Payload does not include driver but does take into consideration specification/trim level.

Weights are also subject to manufacturing tolerances (EU Legislation allows 5% tolerance). Payload does not consider any additional options that a customer may order.

ROOF LOADS

Roof load should not exceed 100kg including the weight of the roof rack/carrier.

MAXIMUM TOWING WEIGHT

The maximum weight of any trailer and its load which may be towed within the limit of the vehicle's plated Gross Combination Weight (GCW). It is based on the ability of the vehicle – at full GCW – to restart on a 12% gradient, which is approximately 1 in 8.3, at sea level. At altitudes above 1500 metres, the engine output may drop with a corresponding reduction in towing capability. It is the operator's responsibility to ensure that the trailer noseweight does not cause the rear axle plated weight of the towing vehicle to be exceeded.

Always fit Vauxhall towing attachments and accessories available from your Vauxhall Commercial Vehicle Retailer. They are designed specifically for Vauxhall models and carry a 12-month warranty.

COMMERCIAL VEHICLE CATEGORIES

Differences between M1/N1 and M2/N2 (Vehicles with GVW above 3500kg)

Category M: Passenger carriers

Category N: Goods vehicles

Category N1: Vehicles designed and constructed for the carriage of goods and having a maximum mass not exceeding 3.5 tonnes.

Category N2: Vehicles designed and constructed for the carriage of goods and having a maximum mass exceeding 3.5 tonnes but not exceeding 12 tonnes.

Specific differences, all M2/N2 require the following:

Speed limiter: All M2/N2 vehicles are legally required to be speed limited. M2 to 62mph and N2 to 56mph.

CONVERSIONS

A new conversion portal has been introduced. This significantly improves the transparency and response of all communication with body-builders and converters: converters-and-stellantis.com

This website contains complete technical guidelines necessary to convert Vauxhall commercial vehicles – Combo (eK9/K9); Vivaro (eK0/K0); Movano (eX250/X250).

- Conversion Guidelines
- 2D Drawings
- 3D CAD
- WLTP Range/Emission Calculator
- Technical Questions
- Conversion Approval including LONO

Any converter of Vauxhall product should create an account on this portal, including those using the IVA approval process.

FURTHER INFORMATION

VAUXHALL ON-THE-ROAD RECOMMENDED RETAIL PRICES (RRP)

To eliminate uncertainty about hidden costs incurred when buying a new commercial vehicle, Vauxhall publishes on-the-road prices and these are shown in the pricing tables within this price guide. The prices shown are manufacturer's recommended retail prices (RRP) unless otherwise stated, exclusive of VAT (currently at a rate of 20% which may be payable). These prices include the recommended cost of number plates, delivery to a Vauxhall Retailer, 12 months' Government Vehicle Excise Duty and the DVLA new vehicle first registration fee of £55.00.*

Please note: The RRP does not include fuel supplied by the Retailer, motor insurance or any other goods or services supplied by agreement between the Retailer and customer.

PRICE PROTECTION

Order a new Vauxhall for build in the current model year (as confirmed by your Retailer) for delivery no more than three months in advance and the price you are quoted is the price you pay. This is irrespective of any subsequent price rises between placing your order and delivery of your new vehicle, but you must take delivery as soon as the vehicle is available.

Please note: Vauxhall Motors Limited is not liable for price adjustments caused by Government changes in the rate of VAT (currently 20%), Vehicle Excise Duty, DVLA new vehicle first registration fee or by any other applicable legislation or regulations.

VEHICLE EXCISE DUTY

The amount of Vehicle Excise Duty (road fund licence) payable on new commercial vehicles varies depending on gross vehicle weight (GVW) and European standard emissions compliance.

CUSTOMER CARE COMMITMENT

For added peace of mind, Vauxhall has an innovative Customer Care Commitment** that offers the following:

- Three-year vehicle warranty consisting of a one-year/unlimited mileage manufacturer's warranty and a second and third year manufacturer's warranty with a 100,000 miles limitation
- Vauxhall Assistance for 12 months from first registration
- Five years' body panel anti-perforation warranty

VAUXHALL ASSISTANCE

Vauxhall Assistance is provided automatically with every new Vauxhall Commercial Vehicle for 12 months from first registration and covers everything from accidents and mechanical breakdowns to flat tyres. For even more peace of mind, for fully electric models the cover is extended† to 3 years. With Vauxhall Assistance help is literally just a free†† phone call away, 24 hours a day, 365 days a year!

VAUXHALL EXTENDED WARRANTY

For complete peace of mind Vauxhall offers an extended warranty that can be purchased on an annual basis following the expiry of the original new vehicle warranty. It covers most mechanical and electrical components. Terms and conditions apply, for further details please contact your local Vauxhall Retailer.

VAUXHALL SERVICE PLAN

Vauxhall Retailers offer a great service for owners of all Vauxhall vehicles. Value for money, regular offers and free check-ups, combined with the peace of mind that comes from using Vauxhall-trained technicians and genuine parts, help keep your vehicle in peak condition at all times. Every Vauxhall Retailer supports our customer promise, see [vauxhall.co.uk/discover/here-for-you.html](https://www.vauxhall.co.uk/discover/here-for-you.html)

PROTECTING THE ENVIRONMENT

Our products are increasingly winning environmental awards, both through the use of more recycled materials and by becoming cleaner and more efficient. For information on Vauxhall's efforts to achieve an environmentally sustainable future, including information on Design for Recycling, take-back of End-of-Life Vehicles (ELVs), and the recycling of ELVs, see [vauxhall.co.uk/recycling](https://www.vauxhall.co.uk/recycling)

IN THE EVENT OF AN ACCIDENT...

Vauxhall Accident Management helps keep you mobile following an accident. Benefits include vehicle recovery, Vauxhall-approved repairs and contacting your insurer. For more details, visit [vauxhall.co.uk/AccidentManagement](https://www.vauxhall.co.uk/AccidentManagement)

PROFESSIONAL CENTRES

Keeping your van on the road. We know how important your van is to you, that's why we're geared up to minimise your downtime.

Our nationwide Professional Centres provide fast, convenient value for money servicing, repairs and MOTs.

- All work is carried out by Vauxhall trained technicians using only genuine parts
- No appointments are required for diagnosis and we offer a 'while you wait' service

We have all the expertise required and will spare no effort to get you back in business as soon as possible.

LEASYS

LEASYS UK

Leasys is the proud Business Contract Hire partner of Vauxhall and consequently, can provide quick vehicle delivery to keep your business mobile.

Specialised in Medium to Long-Term Leasing options and Fleet Management solutions for businesses of all sizes, Leasys lead mobility by offering sustainable and innovative solutions designed around customers, for a best-in-class experience. Their team of experts can personally support you and provide dedicated consultation.

Leasys is equally owned by Stellantis and Crédit Agricole Consumer Finance and is a member of the British Vehicle Rental and Leasing Association (BVRLA).

For further information, please contact your local Vauxhall Retailer or visit [leasys.com/uk](https://www.leasys.com/uk)

FOR MORE PRODUCT INFORMATION

For further information on the Vauxhall range or location of your nearest Vauxhall Retailer please call 0800 026 0034. Alternatively, details can be found on our website at [vauxhall.co.uk](https://www.vauxhall.co.uk)

Vauxhall Combo Electric

23 January 2026 | Model Year 2026.5 (B2)



For more information call **0800 026 0034**

For Fleet enquiries call **0203 476 2268**

Discover the full Vauxhall range at vauxhall.co.uk

Join us online

Published 23 January 2026

Updated 6 March 2026

©2026 Vauxhall Motors Limited

Vauxhall Motors Limited, Coventry CV3 1ND

The invoice price, including delivery to Retailer, factory-fitted options, accessories fitted by the Retailer and number plates, is subject to VAT. Some feature descriptions in this guide may refer to, and some illustrations may show, optional equipment not included in the standard delivery. The information contained in this guide was accurate at the time of publication. We reserve the right to make changes in design and equipment. Please note that Vauxhall Retailers are not the agents of Vauxhall Motors Limited and are not authorised to bind Vauxhall Motors Limited by any specific or implied undertaking or representation. It is advisable to ensure that your motor insurance policy provides adequate cover for additional fitted options and accessories. The colours in this guide are only approximate actual colours. Illustrated optional equipment is available at extra charge. Availability, technical features and equipment provided on our vehicles can vary by model. For precise information on the equipment provided on our vehicles, please contact your local Vauxhall Retailer.