

FIAT
PROFESSIONAL

E-DOBLO & DOBLO




MY24A Prices and Specifications

Models produced from 1 June 2024

E-DOBLO & DOBLO

MY24A Prices and Specifications

Model Trims

 Click the trim names to compare features.

Doblo Panel Van models include:

INFOTAINMENT

- Audio Controls through steering wheel buttons
- Smartphone Station: Bluetooth & 2 USB connection, 2 Speakers
- Connected Services
- Short antenna (200mm)

CABIN INTERIOR

- Manual parking brake
- 6-way Driver's Seat (Reach/Rake/Height) & Lumbar/Armrest
- 4-way Passenger Seat (Reach/Rake) with adjustable headrest
- Primary + spare folding keys
- Manual Air Conditioning w/air recirculation facility
- Sport steering wheel
- 12 volt socket in dashboard
- Overhead storage shelf
- Hard plastic floor protection in cabin (Diesel)
- Carpeted Floor in Cabin (Electric)

CARGO INTERIOR

- Tyre inflation kit in lieu of spare wheel
- Asymmetrical solid panel rear doors (open to 180°)
- Sliding door, Left side [L1]
- Sliding doors, Left + right side [L2]
- Full bulkhead with clothes hook
- Six fixed floor-mounted load restraint lashing eyes

EXTERIOR

- Electrically adjustable/heated door mirrors
- Electrically operated front windows with one-touch facility
- 16" steel wheels with half hubcap
- 205/60 R16 96H XL Classe A+ Tyres Nexen (75% - OK worldwide) / Goodyear Efficientgrip Performance 2 (25%)
- Black Front/Rear Bumper, Door Handles & Side protection, Exterior Mirror
- Sliding Door rail cover - short black trim
- Single-Phase (7kW) Onboard Charger with Mode-3 Type-2 Charging Cable (Electric)
- Halogen headlamps with integrated daytime running lamp

SAFETY/SECURITY


- Remote control central deadlocking with immobiliser
- Driver & Passenger Airbag
- Row-1 Side Airbag (Thorax)
- Row-1 Curtain Airbag
- Acoustic vehicle alerting system (audible outside of vehicle for Electric only)
- Dashboard mounted central locking push button and auto locking above 7mph
- Seatbelts with action

DRIVER ASSISTANCE

- Tyre Pressure Monitoring System (TPMS)
- Electronic Stability Control and ABS with Hill Start Assist, EBA and EBF
- Automatic activation of hazard warning lights on major deceleration
- Daytime running lights
- Steering column adjustable for reach and rake
- Cruise control with speed limiter
- Rear Parking Sensors
- Lane Keep Assist
- Advanced Emergency Braking System
- Intelligent Speed Assistance Speed Limit Information
- Driver Attention Alert
- Automatic on/off headlight control
- High Beam Assist



Model Trims

 Click the trim names to compare features.

Doblo Crew Van models include:

INFOTAINMENT

- Audio Controls through steering wheel buttons
- Smartphone Station: Bluetooth & 2 USB connection, 2 Speakers
- Connected Services
- Short antenna (200mm)

CABIN INTERIOR

- Manual parking brake
- 6-way Driver's Seat (Reach/Rake/Height) & Lumbar/Armrest
- 4-way Passenger Seat (Reach/Rake) with adjustable headrest and storage/trays on back of seat
- Three-seat second-row bench with Rear lap and diagonal inertia-reel seatbelts
- Primary + spare folding keys
- Manual Air Conditioning w/air recirculation facility
- Sport steering wheel
- 12 volt socket in dashboard
- Overhead storage shelf
- Hard plastic floor protection in cabin (Electric)
- Carpeted Floor in Cabin (Electric)

CARGO INTERIOR

- Tyre inflation kit in lieu of spare wheel
- Asymmetrical solid panel rear doors (open to 180°)
- Sliding doors, Left + right side [L2]
- Two-position moveable ladder frame bulkhead
- Six fixed floor-mounted load restraint lashing eyes
- Loading Floor Trim

EXTERIOR

- Electrically adjustable/heated door mirrors
- Electrically operated front windows with one-touch facility
- 16" steel wheels with half hubcap
- 205/60 R16 96H XL Classe A+ Tyres Nexen (75% - OK worldwide) / Goodyear Efficientgrip Performance 2 (25%)
- Black Front/Rear Bumper, Door Handles & Side protection, Exterior Mirror
- Sliding Door rail cover - short black trim
- Painted black Side mouldings & Exterior mirror
- Single-Phase (7kW) Onboard Charger with Mode-3 Type-2 Charging Cable (Electric)

SAFETY/SECURITY


- Remote control central deadlocking with immobiliser
- Driver & Passenger Airbag
- Row-1 Side Airbag (Thorax)
- Row-1 Curtain Airbag
- Acoustic vehicle alerting system (audible outside of vehicle for Electric only)
- Dashboard mounted central locking push button and auto locking above 7mph
- Seatbelts with action

DRIVER ASSISTANCE

- Tyre Pressure Monitoring System (TPMS)
- Electronic Stability Control and ABS with Hill Start Assist, EBA and EBF
- Automatic activation of hazard warning lights on major deceleration
- Daytime running lights
- Steering column adjustable for reach and rake
- Cruise control with speed limiter
- Rear parking sensors
- Lane Keep Assist
- Advanced Emergency Braking System
- Intelligent Speed Assistance Speed Limit Information
- Driver Attention Alert
- Automatic on/off headlight control
- High Beam Assist



Model Trims

 Click the trim names to compare features.

Primo Panel Van models include:

INFOTAINMENT

- Audio Controls through steering wheel buttons
- Multimedia Navi Pro w/10" touchscreen: AM/FM/DAB digital radio, Bluetooth & 2 USB connection, 2 Speakers & 2 tweeters
- Connected Services
- Short antenna (200mm)

CABIN INTERIOR

- Electric parking brake
- 6-way Driver's Seat (Reach/Rake/Height) & Lumbar/Armrest
- Double Passenger bench seat with centre multi-purpose seat (shelf, seat, armrest, storage)
- 10" Digital Cluster
- Primary + spare folding keys
- Manual Air Conditioning w/air recirculation facility
- Sport steering wheel
- 12 volt socket in dashboard
- Overhead storage shelf
- Hard plastic floor protection in cabin (Diesel)
- Carpeted Floor in Cabin (Electric)

CARGO INTERIOR

- Tyre inflation kit in lieu of spare wheel
- Asymmetrical solid panel rear doors (open to 180°)
- Sliding door, Left side [L1]
- Sliding doors, Left + right side [L2]
- Versatile Full bulkhead with load-through hatch
- Six fixed floor-mounted load restraint lashing eyes

EXTERIOR

- Electrically adjustable/heated/foldable door mirrors
- Electrically operated front windows with one-touch facility
- 16" black Steel wheels with full size hubcap
- 205/60 R16 96H XL Classe A+ Tyres Nexen (75% - OK worldwide) / Goodyear Efficientgrip Performance 2 (25%)
- Body Colour Rear Bumper, Door Handles, Sliding door rail cover
- Painted black Side mouldings & Exterior mirror
- Front fog lights
- Single-Phase (7kW) Onboard Charger with Mode-3 Type-2 Charging Cable (Electric)
- Eco LED Headlamps with integrated daytime running lamp

SAFETY/SECURITY

- Remote control central deadlocking with immobiliser
- Driver & Passenger Airbag
- Row-1 Side Airbag (Thorax)
- Row-1 Curtain Airbag
- Acoustic vehicle alerting system (audible outside of vehicle for Electric only)
- Dashboard mounted central locking push button and auto locking above 7mph
- Seatbelts with action

DRIVER ASSISTANCE

- Tyre Pressure Monitoring System (TPMS)
- Electronic Stability Control and ABS with Hill Start Assist, EBA and EBF
- Automatic activation of hazard warning lights on major deceleration
- Daytime running lights
- Steering column adjustable for reach and rake
- Cruise control with speed limiter
- Automatic on/off headlight control
- Rain-sensitive windscreen wipers
- Rear Parking Sensors
- Lane Keep Assist
- Advanced Emergency Braking System
- Intelligent Speed Assistance Speed Limit Information
- Driver Attention Alert
- High Beam Assist
- Perimetric Alarm
- Dynamic Surround View:
 - Digital rear view mirror and lateral side view
 - Front & Rear Park Assist
 - Visiopark 180
 - Blind spot detection
 - Flankguard detection



Prices

	Length	MVS Codes	Maximum Indicative Payload* (kg)	Load Space* (m ³)	Gross Vehicle Weight* (kg)	WLTP Combined Electric Range* (Miles)	Basic MRRP	OTR RRP before PIVG exc. VAT	OTR RRP after PIVG exc. VAT
PANEL VANS									
E-Doblo Van 136PS 50kwh Auto MY24	L1	511.122.2	781	3.8	2,455	179.6-222	£27,955	£29,005	£26,505
	L2	511.322.2	709	4.4	2,450	179.6-222	£28,905	£29,955	£27,455
E-Doblo Van 136PS 50kwh Auto Primo MY24	L1	511.122.2PRI	759	3.8	2,450	179.6-222	£30,055	£31,105	£28,605
	L2	511.322.2PRI	691	4.4	2,450	179.6-222	£31,005	£32,055	£29,555
CREW VANS									
E-Doblo Crew Van 50kwh Auto MY24	L2	511.HJ2.2	642	3.5	2,455	179.6-222	£30,505	£31,555	£29,055

*Provisional data only



Prices

	Length	MVS Codes	Maximum Indicative Payload* (kg)	Load Space* (m ³)	Gross Vehicle Weight* (kg)	WLTP CO ₂ * (g/km)	Basic MRRP	OTR RRP exc. VAT
PANEL VANS								
Doblo Van Multijet3 1.5 100PS S/S Manual MY24	L1	510.12L.2	1,057	3.8	2,370	136-161	£20,555	£21,940
	L2	510.32L.2	939	4.4	2,380	136-161	£21,505	£22,890
Doblo Van Multijet3 1.5 130PS S&S Auto MY24	L1	510.12K.2	1,059	3.8	2,385	143-171	£22,955	£24,340
	L2	510.32K.2	953	4.4	2,400	143-171	£23,905	£25,290
Doblo Van Multijet3 1.5 100PS S&S Manual Primo MY24	L1	510.12L.2PRI	982	3.8	2,390	136-161	£22,655	£24,040
	L2	510.32L.2PRI	936	4.4	2,400	136-161	£23,605	£24,990
Doblo Van L1 Multijet3 1.5 130PS S&S Auto Primo MY24	L1	510.12K.2PRI	982	3.8	2,400	143-171	£25,055	£26,440
	L2	510.32K.2PRI	927	4.4	2,400	143-171	£26,005	£27,390
CREW VANS								
Doblo Crew Van Multijet3 1.5 100PS S&S Manual MY24	L2	510.HJL.2	840	4.0	2,400	136-161	£23,105	£24,490

*Provisional data only



Equipment

● Standard Equipment ○ Optional

	Panel Van		Crew
	Doblo	Primo	Doblo
INFOTAINMENT			
Audio Controls through steering wheel buttons	●	●	●
Smartphone Station: DAB digital radio, Bluetooth & 2 USB connection, 2 Speakers <small>(Smartphone Station with DAB is a FOC option - please ensure you select this option when ordering a vehicle)</small>	●		●
Multimedia Navi Pro w/10" touchscreen: WiFi mirroring, AM/FM/DAB digital radio, Bluetooth & 2 USB connection, 2 Speakers & 2 tweeters		●	
Connected Services	●	●	●
Short antenna (200mm)	●	●	●
CABIN INTERIOR			
Manual parking brake	●		●
Electric parking brake	Electric only	●	Electric only
6-way Driver's Seat (Reach/Rake/Height) & Lumbar/armrest	●	●	●
4-way Passenger Seat (Reach/Rake) with adjustable headrest	●		
Double Passenger bench seat with centre multi-purpose seat (shelf, seat, armrest, storage)		●	
4-way Passenger Seat (Reach/Rake) with adjustable headrest and storage/trays on back of seat.			●
Three-seat second-row bench with Rear lap and diagonal inertia-reel seatbelts			●
Primary + spare folding keys	●	●	●
Manual Air Conditioning w/air recirculation facility	●	●	●
Sport steering wheel	●	●	●
12 volt socket in dashboard	●	●	●
Overhead storage shelf	●	●	●
Hard plastic floor protection in cabin (Diesel)	●	●	●
Carpeted Floor in Cabin (Electric)	●	●	●
10" Digital Cluster		●	
CARGO INTERIOR			
Tyre inflation kit in lieu of spare wheel	●	●	●
Asymmetrical solid panel rear doors (open to 180°)	●	●	●
Sliding door, Left side (L1)	●	●	
Sliding doors, Left + right side (L2)	●	●	●
Full bulkhead with clothes hook	●		
Versatile full bulkhead with load-through hatch		●	

Equipment

● Standard Equipment ○ Optional

	Panel Van		Crew
	Doblo	Primo	Doblo
CARGO INTERIOR			
Two-position moveable ladder frame bulkhead			●
Six fixed floor-mounted load restraint lashing eyes	●	●	●
Loading Floor Trim			●
EXTERIOR			
Electrically adjustable/heated door mirrors	●	●	●
Electrically foldable door mirrors		●	
Electrically operated front windows with one-touch facility	●	●	●
16" Steel wheels with half hubcap	●		●
16" Black steel wheels with full size hubcap		●	
205/60 R16 96H XL Classe A+ Tires Nexen (75% - OK worldwide) / Goodyear Efficientgrip Performance 2 (25%)	●	●	●
Black Front/Rear Bumper, Door Handles & Side protection, Exterior mirror & Sliding Door rail cover	●		●
Body Colour Rear Bumper, Door Handles & Sliding Door rail cover		●	
Painted black Side protection & Exterior Mirrors		●	
Front fog lights		●	
Halogen Headlamps with integrated daytime running lamp	●		●
Eco LED Headlamps with integrated daytime running lamp		●	
Single-Phase (7kW) Onboard Charger with Mode-3 Type-2 Charging Cable (Electric Only)	●	●	●
SAFETY & SECURITY			
Remote control central deadlocking with immobiliser	●	●	●
Driver & Passenger Airbag	●	●	●
Row-1 Side Airbag & row-1 curtain Airbag	●	●	●
Acoustic vehicle alerting system (audible outside of vehicle for Electric Only)	●	●	●
Dashboard mounted central locking push button and auto locking above 7mph	●	●	●
Seatbelts with action	●	●	●
DRIVER ASSISTANCE			
Rear Parking Sensors	●	●	●
Tyre Pressure Monitoring System (TPMS)	●	●	●
Electronic Stability Control and ABS with Hill Start Assist, EBA and EBSD	●	●	●

Equipment

● Standard Equipment ○ Optional

	Panel Van		Crew
	Doblo	Primo	Doblo
DRIVER ASSISTANCE			
Automatic activation of hazard warning lights on major deceleration	●	●	●
Steering column adjustable for reach and rake	●	●	●
Cruise control with speed limiter	●	●	●
Automatic on/off headlight control	●	●	●
Perimetric Alarm		●	
Dynamic Surround View (NEW): - Digital rear view mirror and lateral side view - Front & Rear Park Assist - Visiopark 180 - Blind spot detection		●	
Rain-sensitive windscreen wipers		●	
Lane Keep Assist	●	●	●
Advanced Emergency Braking System	●	●	●
Intelligent Speed Assistance Speed Limit Information	●	●	●
Driver Attention Alert	●	●	●
High Beam Assist	●	●	●



Options

● Standard Equipment – Not Available

	Option Code	Panel Van		Crew
		Doblo	Primo	Doblo
SAFETY & SECURITY				
Remote control ultrasonic security alarm system	LSA	£225	●	£225
INFOTAINMENT				
Multimedia Navi Pro w/ 10" touchscreen	RDC	–	●	£850
Smartphone Station with DAB <small>(Smartphone Station with DAB is a FOC option - please ensure you select this option when ordering a vehicle)</small>	4HE	£0	–	£0
Rear Camera w/Multimedia 10" touchscreen	BJK	£900	–	£900
CARGO & LOADING				
Glazed window in bulkhead	8GB	£60	–	–
2 Sliding doors, without window	736	£275	£275	–
Glazed asymmetric rear doors (1/3 RHS & 2/3 LHS), opening to 180°. Window in larger door is heated with a windscreen wiper	40K	£200	–	£200
Load-through bulkhead and dual front passengers' bench seat	5ZJ	£450	●	–
Floor trim : Non-Skid Wood	CKC	£270	£270	£270
BEV				
11kW Tri-phase On Board Charger. Reduces charging times when used in conjunction with an 11kW Tri-phase Wallbox	1U9	£350	£350	£350
WHEELS & TYRES				
16" Alloy Wheels - Full Cover	3CV	£300	£300	–
Full size steel spare wheel	TBB	£140	£140	£140

Options

● Standard Equipment – Not Available

	Option Code	Panel Van		Crew
		Doblo	Primo	Doblo
PACKS				
Cargo Pack: - LED Illuminated Load Area - Additional Stowage Rings (4) - 12V Socket in Load Area	1KS	£250	£250	–
Worksite Kit Pack: - Ground Clearance Upsize - Engine Protection - Re-inforced Tyres - Grip Control - Spare Wheel	OLT	£450	–	£450
Access & Go Pack: - Keyless Access - Wireless Charging - Automatic Climate Control - Electric Parking Brake - Automatic Windscreen Wipers - Foglamps - Foldable Mirrors	A0U	£400 Electric £500 Diesel	–	–
Drive Assist Pack: - Highway Integrated Assist - Adaptive Cruise Control with Stop & Go - Lane Positioning Assist - Advanced Emergency Braking System 3 - Extended Panels Recognition	8TU	£1,250	–	–
Winter Pack: - Leather Heated Steering Wheel - Heatpump - Automatic Air Conditioning and Recirculation System	BDX	£350 Electric	–	£350 Electric

Colours

Gelato White Solid

5DL (Colour Code 549)



Maestro Grey Metallic

5DN (Colour Code 113)
£500



Volare Blue Metallic

28C (Colour Code 528)
£500



Cinema Black Metallic

6FW (Colour Code 632)
£500



Wheels



**16" steel wheels
with half hubcap**

Standard on Doblo



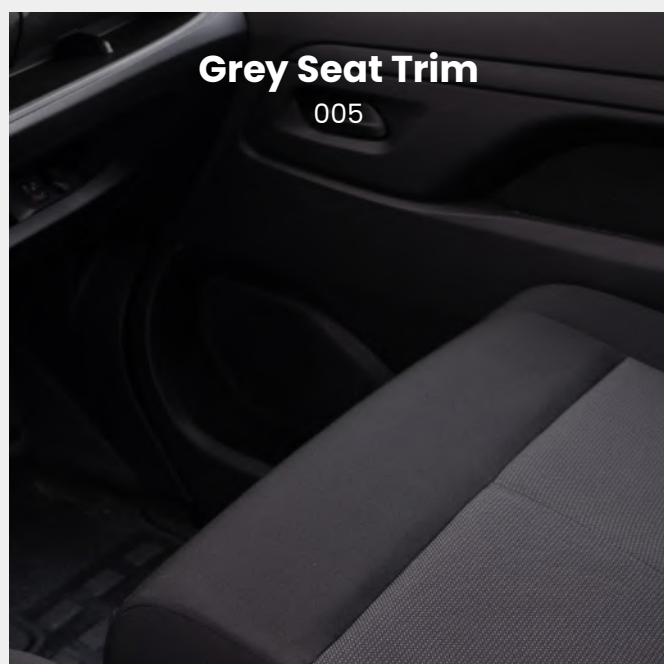
**16" black steel wheels
with fullsize hubcap**

Standard on Primo



16" alloy wheels
Optional on Doblo & Primo

Interiors



Grey Seat Trim

005

Technical


Electric Engine

Battery Electric Vehicle Lithium-ion 50kWh	
MOTOR	
Torque Nm	270 / 3,674
Max power CEE (kW (hp)/rpm)	100 (136) / 5,500
TRANSMISSION	
Gearbox	Automatic electric drive with fixed gear ratio
SERVICE	
Every 25,000 miles or 2 years (whichever comes sooner). Initial inspection at 12,500 miles or 1 year (whichever comes sooner)	
BATTERY WARRANTY	
8 years / 100,000 miles / 70% capacity	
CHARGING TIMES	
8A Domestic electrical plug (1.8kW) - Type 2 Socket	31h 10m (100%)
Single Phase Wallbox (7.4kW) - Type 2 Socket	7h 30m (100%)
Three Phase Wallbox (11kW) - Type 2 Socket	5h 4m (100%)
Rapid (DC) Charging (100 kW) - CCS Socket	30m (0 to 80%)
PERFORMANCE	
WLTP Range	205mi
Max speed (mph)	82mph
Acceleration (0-62 mph)	11.7sec

EVERYTHING YOU NEED TO CHARGE

Fiat have partnered with Octopus Energy to provide everything you need for your new Fiat E-Doblo, including a tariff, charger and a solution for charging on the go making owning an electric vehicle easier and hassle-free

[Click here for more information](#)



Technical

Diesel Engine

	100 S&S	130 S&S Auto
ENGINE		
Fuel system	Diesel - High pressure turbo-charged direct injection	
Capacity (cc)	1499	
Cylinders / Valves	4 cylinders, 4 valves per cylinder, double overhead camshafts	
Max power CEE (kW (hp)/rpm)	75 (102) / 3,750	96 (131) / 3,750
Max torque CEE (Nm (lb/ft)/rpm)	250 (184) / 1,750	300 (221) / 1,750
Bore and stroke (mm)	75 x 84.8	
Euro status	Euro 6e (RDE Step 2)	
Stop & Start system	✓	
Service Interval	25,000 miles or 2 years (whichever occurs sooner)	
TRANSMISSION		
Gearbox	Manual	Automatic*
Number of gears	6	8
Driven wheels	Front	
PERFORMANCE		
Max speed (mph)	103	114
STEERING		
	Speed-sensitive electric power-assisted system Turning circle (kerb-to-kerb) - 10.8m (35.4 ft) L1 models, 11.4m (37.4 ft) L2 models Turning circle (wall-to-wall) - 11.3m (37.1 ft) L1 models, 12.0m (39.4 ft) L2 models	
SUSPENSION		
Front	MacPherson struts with gas-pressure dampers and linear-rate coil springs. Anti-roll bar	
Rear	Torsion beam with gas-pressure dampers and constant-rate coil springs	
BRAKES		
Front	283mm Ventilated discs	
Rear	268mm Solid discs	
TANK CAPACITY		
Fuel tank capacity Litres (gallons)	50 (11)	
AdBlue tank capacity Litres (gallons)	17 (3.7)	

*Replacing the traditional lever, the Automatic transmission selection-mode dial/drive wheel is an innovative solution that is both elegant and intuitive. By simply twisting the dial, the following modes can be selected:

- Park, for when the vehicle is stationary and the wheels are locked
- Drive, for Automatic forward motion
- Neutral, for when the vehicle is stationary, wheels are free
- Reverse, for Automatic backward motion

For an extra experience of dynamism, the shift paddles for Automatic transmissions are located behind the steering wheel, offering drivers an extra level of control that is highly ergonomic and intuitive. The shift paddles function in the following way:

- To go up a gear, the driver must pull the right lever towards themselves
- To go down a gear, the driver must pull the left lever towards themselves

Electric Range*

	WLTP Combined Electric Range				WLTP City Electric Range				Electric Energy Consumption	
	Low (km)	High (km)	Low (miles)	High (miles)	Low (km)	High (km)	Low (miles)	High (miles)	Low (Wh/km)	High (Wh/km)
PANEL VAN										
E-Doblo Van 136PS 50kWh Auto MY24	354	289	220	179.6	489.8	390.7	304.3	242.8	174	217
E-Doblo Van 136PS 50kWh Auto Primo MY24	354	289	220	179.6	489.8	390.7	304.3	242.8	174	217
CREW VAN										
E-Doblo Crew Van 136PS 50kWh Auto MY24	354	289	220	179.6	489.8	390.7	304.3	242.8	174	217

*Provisional data only

CO₂ & Fuel Economy*

	Length	CO ₂ Combined		WLTP Economy Combined			
		Low (g/km)	High (g/km)	Low (l/100km)	High (l/100km)	Low (mpg)	High (mpg)
PANEL VAN							
Doblo Van Multijet3 1.5 100PS S/&S Manual MY24	L1	136	161	5.2	6.1	54.4	46
	L2	136	161	5.2	6.1	54.4	46
Doblo Van Multijet3 1.5 130PS S&S Auto MY24	L1	143	171	5.4	6.5	51.9	43.4
	L2	143	171	5.4	6.5	51.9	43.4
Doblo Van Multijet3 1.5 100PS S&S Manual Primo MY24	L1	136	161	5.2	6.1	54.4	46
	L2	136	161	5.2	6.1	54.4	46
Doblo Van L1 Multijet3 1.5 130PS S&S Auto Primo MY24	L1	143	171	5.4	6.5	51.9	43.4
	L2	143	171	5.4	6.5	51.9	43.4
CREW VAN							
Doblo Crew Van Multijet3 1.5 100PS S&S Manual MY24	L1	136	161	5.2	6.1	54.4	46

*Provisional data only

Weights & Loads*

	Length	Gross Vehicle Weight (GVW)	Mass in Running Order (MIRO)	Kerb Weight	Maximum Payload	Max Plated Front Axle	Max Plated Rear Axle	Gross Train Weight (GTW)	Maximum Braked Towing Weight	Max. Unbraked Towing Weight	Maximum Towball Weight	Number of Seats
ELECTRIC												
E-Doblo Van 136PS 50kwh Auto MY24	L1	2,455	1,749	1,674	781	1,200	1,400	3,205	750	750	50	2
	L2	2,450	1,816	1,741	709	1,200	1,400	3,200	750	750	50	2
E-Doblo Van 136PS 50kwh Auto Primo MY24	L1	2,450	1,766	1,691	759	1,200	1,400	3,200	750	750	50	3
	L2	2,450	1,834	1,759	691	1,200	1,400	3,200	750	750	50	3
E-Doblo Crew Van 50kwh Auto MY24	L2	2,455	1,888	1,813	642	1,200	1,400	3,205	750	750	50	5
DIESEL												
Doblo Van Multijet3 1.5 100PS S&S Manual MY24	L1	2,370	1,463	1,388	1,057	1,200	1,400	3,370	1,000	720	74	2
	L2	2,380	1,516	1,441	939	1,200	1,400	3,430	1,050	750	74	2
Doblo Van Multijet3 1.5 130PS S&S Auto MY24	L1	2,385	1,476	1,401	1,059	1,200	1,400	3,385	1,000	720	74	2
	L2	2,400	1,522	1,447	953	1,200	1,400	3,400	1,000	750	74	2
Doblo Van Multijet3 1.5 100PS S&S Manual Primo MY24	L1	2,390	1,483	1,408	982	1,200	1,400	3,390	1,000	730	74	3
	L2	2,400	1,539	1,464	936	1,200	1,400	3,430	1,030	750	74	3
Doblo Van L1 Multijet3 1.5 130PS S&S Auto Primo MY24	L1	2,400	1,493	1,418	982	1,200	1,400	3,400	1,000	720	74	3
	L2	2,400	1,548	1,473	927	1,200	1,400	3,400	1,000	750	74	3
Doblo Crew Van Multijet3 1.5 100PS S&S Manual MY24	L2	2,400	1,635	1,560	840	1,200	1,400	3,430	1,030	750	74	5

*Provisional data only



Exterior Dimensions

	Panel Van & Crew Van	
	L1	L2
EXTERIOR DIMENSIONS (mm)		
Wheelbase	2,785	2,975
Overall length	4,403	4,753
Overall height	1,796 - 1,860	1,812 - 1,860
Width (excluding door mirrors)	1848	
Width (including door mirrors)	2,107	
Front overhang	892	
Rear overhang	726	886
Minimum Ground Clearance	145 (1A Low Payload) 160 (1C High Payload)	160
Minimum Ground Clearance (with Worksite Pack)	175 (1A Low Payload) 182 (1C High Payload)	175
DOOR DIMENSIONS (mm)		
Min. width of side sliding door	641	
Max. width of side sliding door	675	
Max. load height of side sliding door	1,072	
Max. width of rear opening	1,241	
Load width at floor of rear opening	1,241	
Load width at top of rear opening	1,087	
Maximum load height of rear opening	1,196	

Interior Dimensions

	L1	L2
PANEL VAN (mm)		
Load length at mid-height	1,525	1,875
Load length at floor (without load-through bulkhead)	1,817	2,167
Load length at floor (with load-through bulkhead open)	3,090	3,440
Load width between wheel arches		1,229
Maximum load width (one SLD only)		1,630
Maximum load width (SLD both sides)		1,527
Maximum load height	1,200	1,270
Load volume m3 (without load-through bulkhead)	3.3	3.9
Load volume m3 (with load-through bulkhead open)	3.8	4.4
Rear sill load height min to max	547 - 588	560 - 569
Rear sill load height min to max (with Worksite Pack)	601 - 625	604 - 617

	L2
CREW VAN (mm)	
Load length at floor (without rear seats or passenger seat folded)	1,450
Load length at floor to bulkhead (with rear seats folded and bulkhead in forward position)	2,000
Load length at floor to front of cab (rear seats & passenger seat folded and load-through bulkhead open)	3,050
Load width between wheel arches	1,229
Max. load width	1,527
Max. load height	1,243
Load volume (m ³) (without rear seats or passenger seat folded)	1.8
Load volume (m ³) (rear seats folded & bulkhead in forward position)	3.5
Load volume (m ³) (rear seats & passenger seat folded and load-through bulkhead open)	4.0
Rear sill load height min to max	560 - 569



**CONNECTED
SERVICES**

A PRO LIKE YOU

FIAT
PROFESSIONAL



CONNECTED SERVICES



MY:ASSISTANT SAFETY AT YOUR FINGERTIPS

Services include Mopar® Connect Crash Assistance, available 24 hours a day, Roadside Assistance support and Theft Assistance that can provide GPS coordinates and will immobilise the engine when the vehicle stops to facilitate recovery.



MY:REMOTE CONTROL YOUR CAR FROM A DISTANCE

Finding your vehicle has never been easier. Locate it on the map and follow the fastest route to get there. You can receive alerts when your vehicle leaves a designated area or if the person driving it is travelling at excessive speed.



MY:CAR KEEP YOUR VEHICLE IN PERFECT CONDITION

Provides up-to-date information about your vehicle such as the fuel level or tyre pressure to ensure that every journey is safe. Check the Vehicle Health Report with useful information and tips on how to take care of it.

MY:JOURNEY TURN YOUR ITINERARIES INTO TRAVEL EXPERIENCES

My:Journey keeps track of car movements and allows you to view trips in a dashboard, add customised notes, merge multiple trips into one, and categorise trips as personal or business; to form a unique travel experience.

MY:eCHARGE MANAGE PUBLIC AND PRIVATE CHARGING

A package which, through the use of dedicated features and mobile apps, allows you to find, use, pay and track recharges at public charging stations (easy Charge), as well as being able to manage charging with a Connected Wallbox.

MY: FLEETMANAGER SIMPLIFY YOUR FLEET MANAGEMENT

my:FleetManager allows you to manage company fleets of cars and light commercial vehicles with maximum efficiency and safety. The most advanced Fleet Management solutions and Car Sharing solutions for car sharing among employees.



Fiat Professional FlexCare

EXTENDED CARE PREMIUM

Extended Warranty + Roadside Assistance

Offers new car buyers complete peace of mind throughout the duration and mileage of your chosen contract term for worry free driving and maximum coverage, with the additional benefit of roadside assistance.

SERVICE CARE

Scheduled Servicing

There's no need to worry about budgeting for your next service. Simply take out a Fiat Professional service care plan. You can then focus on the more important things in life, knowing your servicing costs are taken care of.

myFiatProfessional

Take care of your vehicle with a click! Register now for personalised advice, dedicated tools and exclusive promotions.

BIK Calculator

If you have private use of a company van for more than driving to and from work, you may be taxed on this benefit.

Vehicle Excise Duty

V.E.D. rate for all light goods vehicles registered on or after 1 April 2024 and not exceeding 3,500kg: £335.

V.E.D. is not applicable to electric versions.



FIAT

PROFESSIONAL



Fiat Professional UK Ltd, Pinley House, 2 Sunbeam Way, Coventry CV3 1ND.

NOTE: Every endeavour has been made to ensure that the information, including prices, contained in this leaflet was accurate at the time of publishing December 2023. The Company however, reserves the right, whilst preserving the essential characteristics of the models described, to introduce at any time modifications, changes of details, equipment or accessories as may be considered necessary to improve the models described or for any other reason of a constructional or operational nature.

Designed and produced by Vario Press Ltd.