

# IVECO

Drive the road of change



Free a **new energy.**

**eDAILY. JUST ELECTRIC**

# The same Daily you are used to. Just electric.

Jump into the future with the peace of mind of working with a friend.



UP TO **400km**  
URBAN RANGE  
AUTONOMY

ONLY **30min**  
TO CHARGE 100km

UP TO **50%**  
SAVINGS ON  
MAINTENANCE COST

UP TO **7.2t**  
GROSS VEHICLE  
WEIGHT

UP TO **3.5t**  
TOWING CAPACITY

UP TO **15kW**  
ELECTRIC PTO  
(POWER TAKE-OFF)

## **VERSATILE**

Up to 3 batteries / Up to 111kWh  
Upgradable during vehicle life

## **COMPLETE**

Van up to 20m<sup>3</sup>, cab full range, crew cab and minibus  
Single wheels and twin wheels, from 3.5t to 7.2t  
4.2t drivable with «B» driving licence

## **ROBUST**

Electrified modular chassis platform  
Body on frame  
Rear-wheel drive  
AIR-PRO intelligent suspension

## **CAPABLE**

140kW, 400Nm motor  
Hi-Power boost for overperformance  
Eco mode for energy saving  
15kW ePTO

## **CONNECTED**

Charging and climate control from remote  
Range optimization, energy management and uptime  
eDAILY Routing app  
IVECO DRIVER PAL



# Access all areas, no limits, with the best van in town.



**Capable, safe** and user-friendly.

Whatever you may go in town for – load, deliver, sell or build – eDAILY is your best solution for emission-free and noise-free urban travel.

eDAILY is versatile as DAILY: it offers the same cargo volume, payload, agility, transformability as the Diesel versions.

The driving mode selector allows you either to extract maximum power or **minimize energy consumption**.

**One Pedal Drive mode** makes urban driving easier and converts brake kinetic energy into electricity reducing eMotor energy consumption.

With eDAILY you have **all your creature comforts**; including the AIR-PRO intelligent pneumatic suspension which offers 25% vibration reduction, as well as all of the technologies and features of Daily that you are used to.

# Energy for your daily routes.

## And up to 50% savings on maintenance cost.

**As much autonomy**  
as your business commands.

**Modular battery installation** allows you to align eDAILY autonomy range with the scope of your mission.

**Rapid acceleration** and up to 120km/h maximum speed give you all performance you need on extra-urban routes. If you need power – for example, when overcoming another vehicle – you can get more boost with eDAILY's distinctive **Hi-Power** function.




**eDAILY is fully connected** and enables you to remotely control charge and climate – and to optimize range, drivability and uptime.

**Tested in all weather conditions**  
from -30°C to +50°C.

eDAILY is the result of 10 years of experience since it was first presented as an electric LCV on the European market. Design learning has also incorporated **real-mission feedback** coming from Customers.

During the development phase, the system was successfully tested in extreme conditions, from -30°C (-22°F) to +50°C (+122°F).





Hi-tech, electric-specific solutions allow **competitive operational costs**, with significant reduction in maintenance and repair expenditure versus diesel.

RANGES				
35S	WLTP	120	235	
42S	WLTP	110	200	300
50C	WLTP		185	260
72C	WLTP		120	180

Ranges are calculated in WLTP test procedure simulation. The following conditions apply: batteries at beginning of life and fully charged, battery cell temperature 23°C, vehicles set in Eco Driving Modes and in Standard Regenerative Mode with no ADAS and air conditioning or heating. Reference models are: 35S VAN H1 WB 3520, 42S VAN H1 WB 3520 for 1 and 2 batteries, 42S VAN H2 WB 4100 for the 3 batteries, 50C VAN H2 WB 4100, 72C VAN H2 WB 4100, with tyres class A and mechanical suspension. Estimated ranges may change after completing the homologation process. Actual ranges can vary depending on various conditions such as external elements, driving behaviour, vehicle maintenance, age of the lithium-ion battery.

# The whole line-up. Nothing missing.

		Height / Load volume			Gross vehicle weight (tons)	
		H1 (1545mm)	H2 (1900mm)	H3 (2100mm)	MIN.	MAX.
						
Wheelbase (mm)	Vehicle Length (mm)					
3000	5189	7.3m <sup>3</sup>	-	-	-	-
3520	5709	9.0m <sup>3</sup>	10.8m <sup>3</sup>	-	3.5	4.2
3520L	6109	-	12.0m <sup>3</sup>	13.4m <sup>3</sup>	3.5	4.2
4100	7274	-	16.0m <sup>3</sup>	18.0m <sup>3</sup>	3.5	7.2
4100L	7669	-	17.5m <sup>3</sup>	19.6m <sup>3</sup>	5.2	7.2

		Single wheel				Twin wheel			
									
Wheelbase (mm)	Body lengths (mm)		Gross vehicle weight (tons)		Body lengths (mm)		Gross vehicle weight (tons)		
	MIN.	MAX.	MIN.	MAX.	MIN.	MAX.	MIN.	MAX.	
3000	2510	3000	3.5	3.5	-	-	-	-	
3450	3395	3886	3.5	4.25	3395	3886	4.2	7.2	
3750	4005	4495	3.5	4.25	4005	4495	4.2	7.2	
4100	4005	4495	3.5	4.25	4005	4895	4.2	7.2	
4350	-	-	-	-	4830	5340	7.2	7.2	
4750	-	-	-	-	5690	6190	7.2	7.2	

# All body variants up to 7.2t GVW

single wheels / twin wheels.

Some say electric vans are only suitable for door-to-door missions. **eDAILY thinks different: electric means future – and the future comes in all body variants.**

eDAILY is offered in van, cab, crew cab, chassis cowl and people mover versions, and is confirmed as the most versatile and complete base for conversions, offering a wide combination of wheelbases and gross vehicle weights.

No parts protruding from the upper frame and digital and analogic interfaces (as in example the CAN BUS 2.0B) make eDAILY the **most versatile and complete EV base for conversions.**

eDAILY is the only electric LCV to offer **alternative rear axle ratios** on the 50C (3.6 or 4.44) and 72C versions (4.3 or 5.13) to optimize either performance or efficiency.

3.5t - 7.2t GWT  
FULL RANGE

7.2t GWT ONLY

	3.5t - 7.2t GWT FULL RANGE	7.2t GWT ONLY
VAN	•	-
CAB	•	-
CREW CAB*	•	-
CHASSIS COWL & STRIPPED	-	•
MINIBUS	-	•

\* available from 4.2 to 7.2t



# Any mission you can think of. Including yours.

## Uphill start guaranteed up to 30% gradient.

All bodies, all conversion opportunities, **all missions**.  
And same versatility as the Daily you know, thanks to the **modular battery sets**  
that allow for weight / range optimization.

An **ePTO up to 15kW** is available to provide energy for refrigeration, cranes, other  
superstructures.  
Power supply from the traction batteries make it possible to use the ePTO **even  
when the eMotor is switched off**.

If you plug your vehicle in a domestic or industrial socket (or a charging column) **you  
can use energy from the network to supply your equipment**.



1



3



2



4



37kWh



74kWh



111kWh

### WHEELBASE LENGTH

<b>SINGLE WHEEL</b>	<b>35S - 38S</b>	from 3000 to 4100mm	from 3450 to 4100mm	-
<b>SINGLE + TWIN WHEEL</b>	<b>42S - 42C</b>	from 3450 to 4100mm	from 3450 to 4100mm	4100mm
<b>TWIN WHEEL</b>	<b>50C</b>	-	from 3450 to 4100mm	4100mm
<b>TWIN WHEEL</b>	<b>70C (72C)</b>	-	from 3450 to 4750mm	from 4100 to 4750mm

1 Door-to-door distribution

3 Construction

2 Cold-chain logistics

4 Conversions



# Zero emissions meet maximum load.

## The only electric LCV

- with up to 20m<sup>3</sup> cargo volume
- with up to 4.6t payload
- with up to 3.5t towing capacity



Body on frame



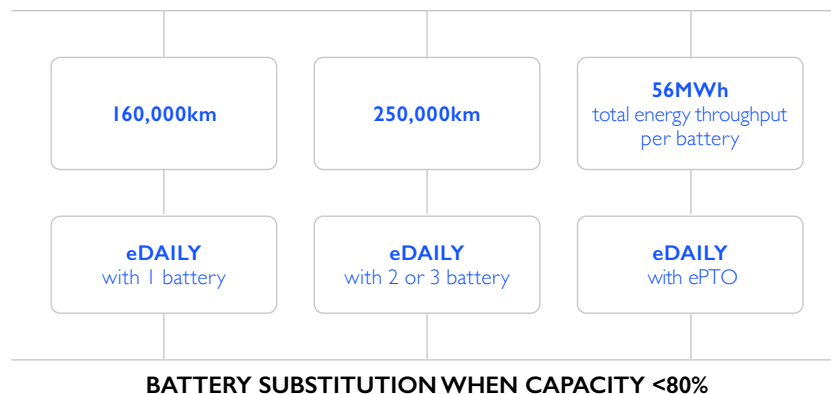
# High-end energy with scalable batteries.

**8-year and up to 250,000km  
battery warranty.**

eDAILY can be equipped with 1,2 or 3 modular batteries, and the configuration can be upgraded during vehicle life.

The FPT Industrial 37kWh modular battery has a great cell energy density (265Wh/kg), which translates into best-in-class 95% ratio between installed and usable energy.

## 8 YEARS WARRANTY ON BATTERIES






## Easy-access front charging plug with different charging options.

The eDAILY charging plug is easily accessible from whatever direction the cable is coming. Behind the flap which protects the plug from water and dust, a LED indicator shows the status and level of charge.

eDAILY can be charged in every situation, connected to charging columns, industrial sockets and home sockets.

Fast charging up to 80kW adds 100km of range in 30 minutes.

All charging options can be managed via app.

				
<b>STANDARD</b>	Mode 2/3 on-board charger <b>AC 11kW</b> (Time for full charge)	3 h 10'	6 h 20'	9 h 30'
<b>OPTIONAL</b>	Mode 2/3 on-board charger <b>AC 22kW</b> (Time for full charge)	1 h 30'	3 h 10'	4 h 50'
<b>OPTIONAL</b>	Mode 4 off-board DC FAST CHARGE <b>DC 40kW</b> (1 battery) <b>DC 80kW</b> (2/3 batteries) (Time for 20% - 80% of battery charge)	30'	30'	50'

Indicative times in standard conditions, with an approximation to ten minutes

# A sustainable vehicle for the digital era.

## Always connected for productivity and well-being.

**eDAILY's e-services start before you buy.** IVECO advises you on the vehicle and charging configuration that best suits your needs.

The connectivity box allows real-time data exchange and enables access to **IVECO services**, specifically developed to make working with eDAILY a relaxing, profitable and safe experience.



### VEHICLE HEALTH CHECK

"Alexa, ask MYIVECO the battery charge"  
"Alexa, ask MYIVECO the status"

### SETTING NAVIGATION

"Alexa, ask MYIVECO to search for a charging station nearby"

### CABIN CONTROL

"Alexa, ask MYIVECO to turn on the cooler"  
"Alexa, ask MYIVECO to schedule a recharge"

### THINGS TO TRY

"Alexa, open MYIVECO!"  
"Alexa, ask MYIVECO where my vehicle is!"

Activate the IVECO DRIVER PAL Skills directly from the IVECO ON Easy Daily app, just follow the steps on the tutorial. It is easy!



## Best eMobility experience.

**eDAILY offers you a natural and intuitive e-mobility experience** while ensuring zero emissions, maximum energy efficiency and perfect fit with your mission.

IVECO has partnerships in place with leading European energy companies able to **design, supply, install and service customized charging solutions**, and offer favorable **energy contracts**. This allows customers to **minimize their initial investment and energy expenses during operation**.

IVECO has developed e-mobility services like **intelligent charging control** that enable you to schedule charging at the most convenient times. **Remote climate control** allows the vehicle to reach the ideal cabin temperature before disconnecting the plug. **Driving and regenerative modes** can be pre-set by the fleet manager to optimize energy use.

**Energy usage monitoring** calculates energy absorption moment by moment (taking into account ePTO usage) and provides detailed reports on energy used versus distance traveled.

### Charging equipment design, supply installation & service

---

#### Mobile app with intelligent energy control

- Charging schedule
  - Cabin pre-conditioning
  - Remote setting of ePTO, driving & regenerative modes
- 

#### Energy usage monitoring

## Top productivity & efficiency.

Intelligent navigation plans **the best route to your destination** also keeping into account where the nearest charging stations are. **Fleet managers can track each one of their vehicles at any moment** while also monitoring their working status. Both driver functions and fleet management services are accessible via any connected device.

The **eDAILY Routing app** interacts with the vehicle to predict (with best-in-class precision) the **autonomy range**, the charge required to arrive at the destination and the **exact arrival time** – including a charging stop if necessary.

**Range assurance alerts** inform the Fleet Manager proactively when the remaining charge of the battery is getting close to the limit or when a problem affects the charging process.

Thanks to the **IVECO ON portal** with fleet management and web-API functions, you can choose eDAILY **without modifying your mission profile, work cycle and operational patterns** – thus protecting your competitive edge.

### Intelligent Navigation

---

#### Range Prediction

---

#### Range Assurance alerts

---

#### IVECON ON portal

---

#### Web API (Application Programming Interface)

---

#### Fleet Management functions

## Maximized uptime.

eDAILY offers **maintenance & repair contracts tailored to your mission**, allowing you a profitable and stress-free electric experience.

Maintenance & repair

---

Control Room & Dealer Support

---

Proactive & predictive diagnosis

---

Over-the-air updates

---

Remote assistance

**Real-time data generated from the vehicle are monitored from remote** – and in case of any inconvenience the nearest IVECO Service Point will be instantly activated for support.

**Proactive and predictive diagnosis** avoids unplanned stops and allows timely scheduling of best-quality maintenance. Service appointments can be immediately booked online.

On-board software is regularly and seamlessly **updated over the air**.

At the **IVECO Service Points** you will find highly professional, electric-trained staff to ensure the full efficiency of your vehicle at all times.

### MAINTENANCE & REPAIR CONTRACTS

---

Maintenance	Maintenance, lubrication and change of oil and fluids as indicated in the M&R manual
Drive line	Repairs to eMotor, axles, inverter, CMU (Charging Management Unit)
Extra drive line	All repairs not covered by the drive line contract (chassis, e-suspensions, electrics, braking system)
Wear	Brake discs & pads

## Safe & comfortable drive.

**eDAILY promotes the engagement in sustainable and efficient driving.** eDriving Style Monitoring offers real-time tips for energy savings and autonomy range increase. Dedicated reporting provides information on the improvements achieved.

The intelligent assistant **IVECO DRIVER PAL** makes the life and work of eDAILY drivers smarter, easier, more enjoyable and more productive. It also handles brand-new interactions such as requests on **vehicle range, work schedules and charging stations**.

eDriving style monitoring & reporting

---

IVECO DRIVER PAL intelligent assistant



# An all-round model for sustainable transport.

Electric is more than a vehicle: it is an eco-system in which vehicle, solutions and services are digitally interconnected. This allows customers to find their own way to e-mobility, maximizing energy efficiency and ease of use.

IVECO accompanies you throughout your e-journey. All the phases of your electric experience are covered: from vehicle financing to the design of the appropriate infrastructure, energy contracts and specialist electric assistance.



# Integrated charging infrastructure.

Complete your eDAILY package with a certified charging infrastructure designed, supplied and installed to maximize your vehicle's performance and minimize energy expenses during operation.

## Charging equipment installation & warranty

---

## Advisor service with site inspection and customized infrastructure design

---

## Supply, operation and service

# IVECO CAPITAL financial solutions.

All traditional financial products (including contract hire, operating lease, finance lease and hire purchase\*), together with innovative, electric-dedicated services – packaged in the most suitable solution for your business.

IVECO CAPITAL is the captive financial services Brand of the Iveco Group, and offers a full range of financing, leasing, rental and ancillary services\* for eDaily as well as for conversions. Financial packages can include IVECO ON premium services and a choice of insurance solutions\*. Possibility to finance the vehicle with EW and M&R\*. For a tailored offer contact your IVECO Dealer or IVECO Direct Sales.

## All Financial formulas for fleet, retail & converters

- Financing
  - Leasing
  - Contract Hire\*
  - Operating Lease
  - Finance Lease
  - Hire Purchase\*
- 

## Electric-dedicated services

- Infrastructure financing
- Insurance & ancillary services\*

\*Based on country' specifics. Term and condition apply. Finance subject to IVECO CAPITAL approval.





PUBLICATION L2229201MASTER - 09/22

The information contained in this brochure is based on the best data available to Iveco Group following its internal tests and simulations, pending the vehicle homologation, therefore the information concerning availability and capabilities may be subject to change. Officially homologated driving range will be published closer to the vehicle's sales date, moreover, in every case, the data may vary due to various factors (e.g. truck equipment, driving style, weather conditions, route mission, vehicle condition, age and condition of the lithium-ion battery).