



# The SEAT Ateca.

Pricing and specification list.



# Contents.

**03**

**Why easymove?**

**04**

**Pick your trim.**

**11**

**Pick your engine.**

**24**

**Option prices.**

**25**

**Vehicle  
excise duty.**

**25**

**Benefit in  
kind tax.**

**17**

**Pick your colour.**

**18**

**Equipment.**

**26**

**Technical data.**

**33**

**Warranties &  
service plans.**

# Why **easy**move?

We've made it really simple to pick the SEAT Ateca that's right for you. There are six individual trims, each with their own unique equipment and appeal.

**1** Pick the trim that sounds like your kind of car.

**2** Choose the engine that suits you.

**3** Personalise your Ateca with your favourite colour.

**And that's it. It couldn't be easier to do your thing.**

Model shown: Ateca XPERIENCE in Dark Camouflage metallic paint.

**3** The SEAT Ateca. Pricing and specification list.



[Back](#) | [Forward](#) | [Contents](#)



# 1. Pick your trim.



01



03



05



02



04



06

01. **Ateca SE.** The Essential One.

02. **Ateca SE Technology.** The Connected One.

03. **Ateca FR.** The Stylish One.

04. **Ateca FR Sport.** The Sporty One.

05. **Ateca XPERIENCE.** The Indulgent One.

06. **Ateca XPERIENCE Lux.** The Luxury One.

# Ateca SE.

## The Essential One.

**From £24,110\***

The Ateca SE has features to make every journey a great one, such as cruise control that makes long motorway drives a breeze, and Full Link technology which connects your smart phone calls, music and media to the car. Then there's front and rear parking sensors to make those tricky parking challenges a piece of cake.

### Key specifications for the SE trim

#### Wheels and tyres

- 17" 'Brilliant Silver' alloy wheels

#### Exterior equipment

- Door mirrors (electrically adjustable, folding and heated)
- Door mirrors with welcome light silhouette
- Dynamic headlight range control with self-adjusting whilst driving
- LED headlamps with lens and LED front fog lamps with cornering function
- Metallic paint

#### Infotainment

- Full Link smartphone integration
- Media system plus
  - 8.25" colour touchscreen with proximity sensor
  - Two front illuminated USB (type C) and two rear USB (type C)

- AM/FM radio
- DAB (Digital Audio Broadcasting)
- Eight speakers
- Bluetooth® audio streaming and handsfree system
- Steering wheel-mounted audio and phone controls
- SEAT Connect: Safety Service and Remote
  - Safety and service: 10 year subscription included. Includes Private emergency call, Breakdown call and Service scheduling
  - Remote access: 12 month subscription included. Includes driving data, parking position, remote lock and unlock and anti-theft/area/speed alert

#### Interior equipment

- Interior lighting
  - Front courtesy light with front and rear reading lights
  - Ambient spot lighting with front footwell illumination

#### Functional and mechanical

- Cruise control
- Keyless entry
- Dual-zone climate control
- Electric front and rear windows
- Wireless phone charger
- Park assist: Self parking functionality (includes front and rear parking sensors)

#### Safety and security

- Front Assist including autonomous emergency braking (without adaptive cruise control)
- Hill hold control
- Tiredness recognition system
- Tyre pressure monitoring



Model shown: Ateca SE in Energy Blue metallic paint.



**01.** 17" 'Brilliant Silver' alloy wheels.

**02.** Nora Blue cloth.

\*Price is for Ateca SE 1.0 TSI 110PS.

The SEAT Connect services can be operated only by using available public communication technologies. Please note that due to development of these technologies, especially mobile networks, SEAT cannot guarantee consistent availability in all countries for the duration of SEAT Connect services. Possible changes in technology may cause permanent unavailability of them.



# Ateca SE Technology.

## The Connected One.

**From £24,870\***

If staying connected is important to you, the Ateca SE Technology is the model that's full of features to make your day. With an 9.2" Navigation system, DAB radio and Full Link technology to connect with your smartphone's features, you're always in touch with the world around you. Plus, 18" 'Performance' machined alloy wheels and full LED headlights ensure you make a strong street statement.

### In addition to the SE trim

#### Wheels and tyres

- 18" 'Performance' machined alloy wheels 36/2 in Nuclear Grey

#### Exterior equipment

- Roof rails (chrome)
- Window trim (chrome)

#### Infotainment

- Navigation system
  - 9.2" colour touchscreen with proximity sensor
  - Two front illuminated USB (type C) and two rear USB (type C)
  - AM/FM radio
  - 3D map display
  - High resolution colour driver's display
  - SD card slot
  - DAB (Digital Audio Broadcasting)
  - Voice control

- SEAT Connect: Safety, Service, Remote & Online  
As per SEAT Connect: Safety, Service and Remote plus...
  - Online infotainment: 12 month subscription included:
  - Online map update
  - Online traffic information
  - Online route calculation
  - Parking and petrol stations

\*Price is for Ateca SE Technology 1.0 TSI 110PS.

- 01.** 18" 'Performance' machined alloy wheels.
- 02.** Comfort seats in cloth.

The SEAT Connect services can be operated only by using available public communication technologies. Please note that due to development of these technologies, especially mobile networks, SEAT cannot guarantee consistent availability in all countries for the duration of SEAT Connect services. Possible changes in technology may cause permanent unavailability of them.



Model shown: Ateca SE Technology in Rhodium Grey metallic paint.



# Ateca FR.

## The Stylish One.

**From £28,120\***

Make a style statement with Microsuede upholstery, FR-styled double chrome exhausts and dark tinted rear windows, while standing out from the crowd in 18" 'Brilliant Silver' alloy wheels.

### In addition to the SE Technology trim

#### Wheels and tyres

- 18" 'Brilliant Silver' alloy wheels

#### Exterior equipment

- Dark tinted rear windows
- Front grille frame in cosmo grey
- Rear spoiler
- Wheel arch surrounds (body coloured)
- Visible twin exhaust pipes<sup>1</sup>

#### Interior equipment

- Aluminium pedals
- Ambient lighting (multi-coloured) & LED interior illumination

#### Seats and trim

- Front sport seats in Microsuede
- Illuminated aluminium front door sill

#### Functional and mechanical

- Convenience pack
  - Auto-dimming rear view mirror
  - Auto-headlights with automatic coming & leaving home function
  - Rain-sensing wipers
- SEAT Drive profile with driving experience button<sup>2</sup>
  - Four different modes (Normal-Sport-Eco-Individual)
  - 4Drive versions include off-road and snow modes
  - Steering and throttle response
  - Gear shifts mode (only DSG models)




Model shown: Ateca FR in Velvet Red metallic paint.



**01.** 18" 'Brilliant Silver' alloy wheels.

**02.** Black Microsuede sport seats.



\*Price is for Ateca FR 1.5 TSI EVO 150PS.

<sup>1</sup> Not available on 1.6 TDI engines.

<sup>2</sup> SEAT drive profile with driving experience button is not available on 1.0 TSI engine.



# Ateca FR Sport.

## The Sporty One.

**From £30,295\***

When performance and road presence are your top priority, the FR Sport is the Ateca for you. 19" 'Exclusive' alloy wheels provide a confident stance, and the dark tinted rear windows complete the look. Inside you'll be cocooned by sports leather seats and a driver-focused digital cockpit.

### In addition to the FR trim

#### Wheels and tyres

- 19" 'Exclusive' machined alloy wheels with decorative inserts 36/7 in Cosmo Grey

#### Infotainment

- Digital cockpit

#### Seats and trim

- Electric driver seat
- Front sports seats in leather upholstery

#### Functional and mechanical


- Heated front seats



Model shown: Ateca FR Sport in Nevada White metallic paint.



**01.** 19" 'Exclusive' machined alloy wheels.



**02.** Black leather sport seats<sup>1</sup>.

\*Price is for Ateca FR Sport 1.5 TSI EVO 150PS.

<sup>1</sup> Some parts in simil leather.



# Ateca XPERIENCE.

## The Indulgent One.

**From £28,190\***

Indulge yourself with clever tech to turn a good day into a great one. Features like keyless entry, comfort seats upholstered in Microsuede, a Climacoat windscreen and Predictive Adaptive Cruise Control help every journey run smoothly.

### In addition to the SE Technology trim

#### Wheels and tyres

- 18" 'Brilliant Silver' alloy wheels

#### Exterior equipment

- Dark tinted rear windows
- Wheel arch surrounds (body coloured)
- Visible twin exhaust pipes<sup>1</sup>

#### Interior equipment

- Ambient lighting (multi-coloured) & LED interior illumination

#### Seats and trim

- Front comfort seats in Microsuede
- Illuminated aluminium front door sill

#### Functional and mechanical

- Convenience pack
  - Auto-dimming rear view mirror
  - Auto-headlights with automatic coming & leaving home function
  - Rain-sensing wipers
- Climacoat windscreen
- Rear view camera


- SEAT Drive profile with driving experience button
  - Four different modes (Normal-Sport-Eco-Individual)
  - 4Drive versions include off-road and snow modes
  - Steering and throttle response
  - Gear shifts mode (only DSG models)

#### Safety and security

- Safety and Driving Pack
  - Front assist including autonomous emergency braking
  - Predictive adaptive cruise control



Model shown: Ateca XPERIENCE in Dark Camouflage metallic paint.



\*Price is for Ateca XPERIENCE 1.5 TSI EVO 150PS.

<sup>1</sup> Not available on 1.6 TDI engines.

**01.** 18" 'Brilliant Silver' alloy wheels.

**02.** Black Microsuede sport seats.

# Ateca XPERIENCE Lux.

## The Luxury One.

**From £31,070\***

Every day is made even better with state-of-the-art tech and driving comforts you'll find in the XPERIENCE Lux. Precision parking is made simple with our innovative top view camera and park assist with self parking functionality. The digital cockpit gives you clear speed, tachometer and map information, while the heated leather seats mean you're even ready for the coldest months.

### In addition to the XPERIENCE trim

#### Wheels and tyres

- 19" 'Exclusive' machined alloy wheels 36/4 in Nuclear Grey

#### Infotainment

- Digital cockpit

#### Seats and trim

- Front sports seats in leather upholstery

#### Functional and mechanical


- Electric tailgate with virtual pedal
- Top view camera
- Heated front seats

#### Safety and security

- Side assist and exit assist



Model shown: Ateca XPERIENCE Lux in Reflex Silver metallic paint.



\*Price is for Ateca XPERIENCE Lux 1.5 TSI EVO 150PS.

<sup>1</sup> Some parts in simil leather.

**01.** 19" 'Exclusive' machined alloy wheels.

**02.** Front sport seats in leather upholstery<sup>1</sup>.



## 2. Pick your engine.

	Derivative	Fuel	WLTP CO <sub>2</sub> g/km	WLTP Combined mpg	Insurance group (1-50)	BIK 2021/22*	Basic price	VAT @ 20%	Retail price (P11D value)	1st Year RFL Rate 2021/22	1st reg fee 2021/22	Recommended On The Road Price
SE	1.0 TSI 110PS	P	139	41.5-46.3	10E	31%	£19,862.50	£3,973.00	£23,835.00	£220.00	£55.00	£24,110.00
	1.5 TSI EVO 150PS	P	142	39.2-45.6	17E	32%	£21,466.67	£4,293.33	£25,760.00	£220.00	£55.00	£26,035.00
	1.5 TSI EVO DSG-auto 150PS	P	149	39.8-42.8	17E	33%	£22,816.67	£4,563.00	£27,380.00	£220.00	£55.00	£27,655.00
	2.0 TDI 115PS	D	129	52.3-57.6	14E	29%	£22,025.00	£4,405.00	£26,430.00	£180.00	£55.00	£26,665.00
	2.0 TDI 150PS	D	127	52.3-58.9	18E	29%	£23,087.50	£4,618.00	£27,705.00	£180.00	£55.00	£27,940.00
	2.0 TDI DSG-auto 150PS	D	130	51.4-56.5	17E	30%	£24,437.50	£4,887.50	£29,325.00	£180.00	£55.00	£29,560.00
	2.0 TDI DSG-auto 4Drive 150PS	D	151	44.1-48.7	18E	34%	£25,312.50	£5,063.00	£30,375.00	£555.00	£55.00	£30,985.00

\*BIK value is based on WLTP CO<sub>2</sub>'s and applicable from 06/04/2021.

The Recommended 'On The Road' price includes delivery charge to Retailer and number plates, one year's Road Fund Licence at the 1st year rate (£0 - £2,245 depending on the CO<sub>2</sub> output of the vehicle), and the new vehicle registration fee (£55). VAT is calculated at 20.0%. SEAT may change RRP's at any time (this includes where there are government changes in regulation and/or legislation). There may be a delay to any RRP displaying correctly on our materials. Always obtain prices from your chosen SEAT Retailer. Figures shown are for comparability purposes; only compare fuel consumption and CO<sub>2</sub> figures with other vehicles tested to the same technical procedures. These figures may not reflect real life driving results, which will depend upon a number of factors including the accessories fitted (post-registration), variations in weather, driving styles and vehicle load. Data correct at 31/03/2021.

## 2. Pick your engine.

	Derivative	Fuel	WLTP CO <sub>2</sub> g/km	WLTP Combined mpg	Insurance group (1-50)	BIK 2021/22*	Basic price	VAT @ 20%	Retail price (P11D value)	1st Year RFL Rate 2021/22	1st reg fee 2021/22	Recommended On The Road Price
<b>SE Technology</b>	1.0 TSI 110PS	P	146	41.5-44.1	10E	33%	£20,495.83	£4,099.17	£24,595.00	£220.00	£55.00	<b>£24,870.00</b>
	1.5 TSI EVO 150PS	P	149	39.2-42.8	17E	33%	£22,100.00	£4,420.00	£26,520.00	£220.00	£55.00	<b>£26,795.00</b>
	1.5 TSI EVO DSG-auto 150PS	P	154	39.8-41.5	18E	34%	£23,450.00	£4,690.00	£28,140.00	£555.00	£55.00	<b>£28,750.00</b>
	2.0 TDI 115PS	D	135	52.3-55.4	14E	31%	£22,658.33	£4,532.00	£27,190.00	£220.00	£55.00	<b>£27,465.00</b>
	2.0 TDI 150PS	D	131	52.3-56.5	18E	30%	£23,720.83	£4,744.17	£28,465.00	£220.00	£55.00	<b>£28,740.00</b>
	2.0 TDI DSG-auto 150PS	D	136	51.4-54.3	18E	31%	£25,070.83	£5,014.00	£30,085.00	£220.00	£55.00	<b>£30,360.00</b>
	2.0 TDI DSG-auto 4Drive 150PS	D	155	44.1-47.9	18E	35%	£25,945.83	£5,189.17	£31,135.00	£555.00	£55.00	<b>£31,745.00</b>

\*BIK value is based on WLTP CO<sub>2</sub>'s and applicable from 06/04/2021.

The Recommended 'On The Road' price includes delivery charge to Retailer and number plates, one year's Road Fund Licence at the 1st year rate (£0 - £2,245 depending on the CO<sub>2</sub> output of the vehicle), and the new vehicle registration fee (£55). VAT is calculated at 20.0%. SEAT may change RRP's at any time (this includes where there are government changes in regulation and/or legislation). There may be a delay to any RRP displaying correctly on our materials. Always obtain prices from your chosen SEAT Retailer. Figures shown are for comparability purposes; only compare fuel consumption and CO<sub>2</sub> figures with other vehicles tested to the same technical procedures. These figures may not reflect real life driving results, which will depend upon a number of factors including the accessories fitted (post-registration), variations in weather, driving styles and vehicle load. Data correct at 31/03/2021.



## 2. Pick your engine.

	Derivative	Fuel	WLTP CO <sub>2</sub> g/km	WLTP Combined mpg	Insurance group (1-50)	BIK 2021/22*	Basic price	VAT @ 20%	Retail price (P11D value)	1st Year RFL Rate 2021/22	1st reg fee 2021/22	Recommended On The Road Price
FR	1.5 TSI EVO 150PS	P	148	39.2-43.5	18E	33%	£23,204.17	£4,641.00	£27,845.00	£220.00	£55.00	<b>£28,120.00</b>
	1.5 TSI EVO DSG-auto 150PS	P	153	39.8-42.2	18E	34%	£24,354.17	£4,870.83	£29,225.00	£555.00	£55.00	<b>£29,835.00</b>
	2.0 TSI DSG-auto 4Drive 190PS	P	181	33.6-35.3	23E	37%	27,166.67	£5,433.33	£32,600.00	£895.00	£55.00	<b>£33,550.00</b>
	2.0 TDI 150PS	D	131	52.3-56.5	18E	30%	£24,925.00	£4,985.00	£29,910.00	£220.00	£55.00	<b>£30,185.00</b>
	2.0 TDI DSG-auto 150PS	D	136	51.4-54.3	18E	31%	£26,075.00	£5,215.00	£31,290.00	£220.00	£55.00	<b>£31,565.00</b>
	2.0 TDI DSG-auto 4Drive 150PS	D	154	44.1-47.9	18E	34%	£27,150.00	£5,430.00	£32,580.00	£555.00	£55.00	<b>£33,190.00</b>

\*BIK value is based on WLTP CO<sub>2</sub>'s and applicable from 06/04/2021.

The Recommended 'On The Road' price includes delivery charge to Retailer and number plates, one year's Road Fund Licence at the 1st year rate (£0 – £2,245 depending on the CO<sub>2</sub> output of the vehicle), and the new vehicle registration fee (£55). VAT is calculated at 20.0%. SEAT may change RRP's at any time (this includes where there are government changes in regulation and/or legislation). There may be a delay to any RRP displaying correctly on our materials. Always obtain prices from your chosen SEAT Retailer. Figures shown are for comparability purposes; only compare fuel consumption and CO<sub>2</sub> figures with other vehicles tested to the same technical procedures. These figures may not reflect real life driving results, which will depend upon a number of factors including the accessories fitted (post-registration), variations in weather, driving styles and vehicle load. Data correct at 31/03/2021.

## 2. Pick your engine.

	Derivative	Fuel	WLTP CO <sub>2</sub> g/km	WLTP Combined mpg	Insurance group (1-50)	BIK 2021/22*	Basic price	VAT @ 20%	Retail price (P11D value)	1st Year RFL Rate 2021/22	1st reg fee 2021/22	Recommended On The Road Price
<b>FR Sport</b>	1.5 TSI EVO 150PS	P	152	39.2-42.2	18E	34%	£24,737.50	£4,948.00	£29,685.00	£555.00	£55.00	<b>£30,295.00</b>
	1.5 TSI EVO DSG-auto 150PS	P	156	39.8-40.9	18E	35%	£25,887.50	£5,177.50	£31,065.00	£555.00	£55.00	<b>£31,675.00</b>
	2.0 TSI DSG-auto 4Drive 190PS	P	182	33.6-35.3	23E	37%	£28,700.00	£5,740.00	£34,440.00	£895.00	£55.00	<b>£35,390.00</b>
	2.0 TDI 150PS	D	134	52.3-55.4	18E	30%	£26,458.33	£5,291.67	£31,750.00	£220.00	£55.00	<b>£32,025.00</b>
	2.0 TDI DSG-auto 150PS	D	138	51.4-54.3	18E	31%	£27,608.33	£5,522.00	£33,130.00	£220.00	£55.00	<b>£33,405.00</b>
	2.0 TDI DSG-auto 4Drive 150PS	D	155	44.1-47.9	18E	35%	£28,683.33	£5,736.67	£34,420.00	£555.00	£55.00	<b>£35,030.00</b>

\*BIK value is based on WLTP CO<sub>2</sub>'s and applicable from 06/04/2021.

The Recommended 'On The Road' price includes delivery charge to Retailer and number plates, one year's Road Fund Licence at the 1st year rate (£0 – £2,245 depending on the CO<sub>2</sub> output of the vehicle), and the new vehicle registration fee (£55). VAT is calculated at 20.0%. SEAT may change RRP's at any time (this includes where there are government changes in regulation and/or legislation). There may be a delay to any RRP displaying correctly on our materials. Always obtain prices from your chosen SEAT Retailer. Figures shown are for comparability purposes; only compare fuel consumption and CO<sub>2</sub> figures with other vehicles tested to the same technical procedures. These figures may not reflect real life driving results, which will depend upon a number of factors including the accessories fitted (post-registration), variations in weather, driving styles and vehicle load. Data correct at 31/03/2021.



## 2. Pick your engine.

	Derivative	Fuel	WLTP CO <sub>2</sub> g/km	WLTP Combined mpg	Insurance group (1-50)	BIK 2021/22*	Basic price	VAT @ 20%	Retail price (P11D value)	1st Year RFL Rate 2021/22	1st reg fee 2021/22	Recommended On The Road Price
<b>XPERIENCE</b>	1.5 TSI EVO 150PS	P	149	39.2-42.8	18E	33%	£23,262.50	£4,653.00	£27,915.00	£220.00	£55.00	<b>£28,190.00</b>
	1.5 TSI EVO DSG-auto 150PS	P	154	39.8-41.5	18E	34%	£24,412.50	£4,882.50	£29,295.00	£555.00	£55.00	<b>£29,905.00</b>
	2.0 TSI DSG-auto 4Drive 190PS	P	182	33.6-35.3	23E	37%	£27,158.33	£5,431.67	£32,590.00	£895.00	£55.00	<b>£33,540.00</b>
	2.0 TDI 115PS	D	135	52.3-55.4	14E	31%	£23,816.67	£4,763.33	£28,580.00	£220.00	£55.00	<b>£28,855.00</b>
	2.0 TDI 150PS	D	131	52.3-56.5	18E	30%	£24,983.33	£4,997.00	£29,980.00	£220.00	£55.00	<b>£30,255.00</b>
	2.0 TDI DSG-auto 150PS	D	136	51.4-54.3	18E	31%	£26,133.33	£5,226.67	£31,360.00	£220.00	£55.00	<b>£31,635.00</b>
	2.0 TDI DSG-auto 4Drive 150PS	D	155	44.1-47.9	18E	35%	£27,208.33	£5,442.00	£32,650.00	£555.00	£55.00	<b>£33,260.00</b>

\*BIK value is based on WLTP CO<sub>2</sub>'s and applicable from 06/04/2021.

The Recommended 'On The Road' price includes delivery charge to Retailer and number plates, one year's Road Fund Licence at the 1st year rate (£0 - £2,245 depending on the CO<sub>2</sub> output of the vehicle), and the new vehicle registration fee (£55). VAT is calculated at 20.0%. SEAT may change RRP's at any time (this includes where there are government changes in regulation and/or legislation). There may be a delay to any RRP displaying correctly on our materials. Always obtain prices from your chosen SEAT Retailer. Figures shown are for comparability purposes; only compare fuel consumption and CO<sub>2</sub> figures with other vehicles tested to the same technical procedures. These figures may not reflect real life driving results, which will depend upon a number of factors including the accessories fitted (post-registration), variations in weather, driving styles and vehicle load. Data correct at 31/03/2021.

## 2. Pick your engine.

	Derivative	Fuel	WLTP CO <sub>2</sub> g/km	WLTP Combined mpg	Insurance group (1-50)	BIK 2021/22*	Basic price	VAT @ 20%	Retail price (P11D value)	1st Year RFL Rate 2021/22	1st reg fee 2021/22	Recommended On The Road Price
<b>XPERIENCE Lux</b>	1.5 TSI EVO 150PS	P	153	39.2-42.2	18E	34%	£25,383.33	£5,076.67	£30,460.00	£555.00	£55.00	<b>£31,070.00</b>
	1.5 TSI EVO DSG-auto 150PS	P	156	39.8-40.9	18E	35%	£26,533.33	£5,307.00	£31,840.00	£555.00	£55.00	<b>£32,450.00</b>
	2.0 TSI DSG-auto 4Drive 190PS	P	183	33.6-34.9	24E	37%	£29,279.17	£5,855.83	£35,135.00	£895.00	£55.00	<b>£36,085.00</b>
	2.0 TDI 115PS	D	137	52.3-54.3	14E	31%	£25,937.50	£5,188.00	£31,125.00	£220.00	£55.00	<b>£31,400.00</b>
	2.0 TDI 150PS	D	134	52.3-55.4	19E	30%	£27,104.17	£5,420.83	£32,525.00	£220.00	£55.00	<b>£32,800.00</b>
	2.0 TDI DSG-auto 150PS	D	138	51.4-53.3	18E	31%	£28,254.17	£5,651.00	£33,905.00	£220.00	£55.00	<b>£34,180.00</b>
	2.0 TDI DSG-auto 4Drive 150PS	D	157	44.1-47.1	19E	35%	£29,329.17	£5,865.83	£35,195.00	£555.00	£55.00	<b>£35,805.00</b>

\*BIK value is based on WLTP CO<sub>2</sub>'s and applicable from 06/04/2021.

The Recommended 'On The Road' price includes delivery charge to Retailer and number plates, one year's Road Fund Licence at the 1st year rate (£0 - £2,245 depending on the CO<sub>2</sub> output of the vehicle), and the new vehicle registration fee (£55). VAT is calculated at 20.0%. SEAT may change RRP's at any time (this includes where there are government changes in regulation and/or legislation). There may be a delay to any RRP displaying correctly on our materials. Always obtain prices from your chosen SEAT Retailer. Figures shown are for comparability purposes; only compare fuel consumption and CO<sub>2</sub> figures with other vehicles tested to the same technical procedures. These figures may not reflect real life driving results, which will depend upon a number of factors including the accessories fitted (post-registration), variations in weather, driving styles and vehicle load. Data correct at 31/03/2021.

# 3. Pick your colour.

Print and screen view do not provide an exact representation of colour.  
Please refer to the paint colour moulds at your local SEAT Retailer.



**Bila White<sup>1</sup>**

SE SE Tech XP XPL



**Nevada White<sup>2</sup>**

SE SE Tech FR FRS XP XPL




**Reflex Silver<sup>2</sup>**

SE SE Tech XP XPL



**Rhodium Grey<sup>2</sup>**

SE SE Tech FR FRS XP XPL




**Black Magic<sup>2</sup>**

SE SE Tech FR FRS XP XPL



**Velvet Red<sup>2</sup>**

SE SE Tech FR FRS XP XPL



**Lava Blue<sup>2</sup>**

SE SE Tech XP XPL



**Energy Blue<sup>1</sup>**

SE SE Tech FR FRS XP XPL



**Dark Camouflage<sup>2</sup>**

SE SE Tech FR FRS XP XPL

SE SE SE Tech SE Technology FR FR FRS FR Sport XP XPERIENCE XPL XPERIENCE Lux <sup>1</sup>Non-metallic <sup>2</sup>Metallic



# Equipment.

■ Standard – Not available

	SE	SE Technology	FR	FR Sport	XPERIENCE	XPERIENCE Lux
Wheels and tyres						
17" 'Brilliant Silver' alloy wheels with 215/55 R17 94V super-low rolling resistance tyres	■	–	–	–	–	–
18" 'Brilliant Silver' alloy wheels with 215/50 R18 92W tyres	–	–	–	–	■	–
18" 'Performance' machined alloy wheels 36/2 in Nuclear Grey with 215/50 R18 92W tyres	–	■	–	–	–	–
18" 'Brilliant Silver' alloy wheels with 215/50 R18 92W tyres	–	–	■	–	–	–
19" 'Sport' machined alloy wheels 36/3 in Black and Silver with 245/40 R19 94W tyres	–	–	–	–	–	–
19" 'Exclusive' machined alloy wheels 36/4 in Nuclear Grey with 235/40 R19 96Y tyres	–	–	–	–	–	■
19" 'Exclusive' machined alloy wheels with decorative inserts 36/7 in Cosmo Grey with 235/40 R19 96Y tyres	–	–	–	■	–	–

# Equipment.

■ Standard – Not available

	SE	SE Technology	FR	FR Sport	XPERIENCE	XPERIENCE Lux
<b>Exterior equipment</b>						
Dark tinted rear windows	–	–	■	■	■	■
Door mirrors (electrically adjustable, folding and heated)	■	■	■	■	■	■
Door mirrors with welcome light silhouette	■	■	■	■	■	■
Dynamic headlight range control with self-adjusting whilst driving	■	■	■	■	■	■
Daytime running lights	■	■	■	■	■	■
Front grille frame in chrome	■	■	–	–	■	■
Front grille frame in cosmo grey	–	–	■	■	–	–
LED headlamps with lens and LED front fog lamps with cornering function	■	■	■	■	■	■
LED rear tail lights (FR & EXPERIENCE trims with dynamic indicators)	■	■	■	■	■	■
Hidden exhaust pipe	■	■	–	–	–	–
Metallic paint	■	■	■	■	■	■
Rear fog light	■	■	■	■	■	■
Rear spoiler	–	–	■	■	–	–
Roof rails (black)	■	–	–	–	–	–
Roof rails (chrome)	–	■	■	■	■	■
Wheel arch surrounds (black)	■	■	–	–	■	■
Wheel arch surrounds (body coloured)	–	–	■	■	–	–
Window trim (chrome)	–	■	■	■	■	■
Visible twin exhaust pipes	–	–	■	■	■	■

# Equipment.

■ Standard – Not available

	SE	SE Technology	FR	FR Sport	XPERIENCE	XPERIENCE Lux
<b>Infotainment</b>						
Digital cockpit	–	–	–	■	–	■
Wireless Full Link smartphone integration	■	■	■	■	■	■
<b>Media system colour:</b> 8.25" colour touchscreen with proximity sensor, two front illuminated USB (type C) and two rear USB (type C), AM/FM Radio, DAB (Digital Audio Broadcasting), eight speakers, Bluetooth® audio streaming and handsfree system, steering wheel-mounted audio and phone controls	■	–	–	–	–	–
<b>Navigation system:</b> 9.2" colour touchscreen with proximity sensor, two front illuminated USB (type C) and two rear USB (type C), AM/FM Radio, 3D map display, high resolution colour driver's display, DAB (Digital Audio Broadcasting), Voice control	–	■	■	■	■	■
<b>SEAT Connect: Safety, Service and Remote:</b> 10 year subscription included: Private emergency call, breakdown call, service scheduling Remote Access: 12 month subscription included: Driving data, parking position, remote lock and unlock, anti-theft/area/speed alert	■	–	–	–	–	–
<b>SEAT Connect: Safety, Service, Remote &amp; Online:</b> As per SEAT Connect: Safety, Service and Remote plus online infotainment: 12 month subscription included: Online map update, online traffic information, online route calculation, parking and petrol stations	–	■	■	■	■	■
<b>Interior equipment</b>						
Aluminium pedals	–	–	■	■	–	–
Ambient lighting (multi-coloured) & LED interior illumination	–	–	■	■	■	■
<b>Interior lighting:</b> Front courtesy light with front and rear reading lights, ambient spot lighting with front footwell illumination, illuminated glove box	■	■	■	■	■	■
Storage compartment in roof console for sunglasses	■	■	■	■	■	■



# Equipment.

■ Standard – Not available

	SE	SE Technology	FR	FR Sport	XPERIENCE	XPERIENCE Lux
<b>Seats and trim</b>						
Driver and passenger seats, manual height and lumbar adjustment	■	■	■	■	■	■
Electric driver seat	–	–	–	■	–	–
Front centre armrest	■	■	■	■	■	■
Front seat with back storage pockets	■	■	■	■	■	■
Front comfort seats in cloth	■	■	–	–	–	–
Front sports seats in Microsuede	–	–	■	–	–	–
Front sports seats in leather upholstery	–	–	–	■	–	■
Front comfort seats in Microsuede	–	–	–	–	■	–
Illuminated aluminium front door sill	–	–	■	■	■	■
Interior detailing (chrome)	■	■	■	■	■	■
Leather sports steering wheel and gear knob	■	■	■	■	■	■
Split folding rear seats (60/40)	■	■	■	■	■	■

# Equipment.

■ Standard – Not available

	SE	SE Technology	FR	FR Sport	XPERIENCE	XPERIENCE Lux
<b>Functional and mechanical</b>						
12v socket in front	■	■	■	■	■	■
Cruise control system with speed limiter	■	■	■	■	■	■
<b>Convenience pack:</b> Auto-dimming rear view mirror, auto-headlights with automatic coming & leaving home function, rain-sensing wipers	–	–	■	■	■	■
Dual-zone climate control	■	■	■	■	■	■
Electric front and rear windows	■	■	■	■	■	■
Electric parking brake including Autohold function	■	■	■	■	■	■
Electric tailgate with virtual pedal	–	–	–	–	–	■
Heated front seats	–	–	–	■	–	■
Climacoat windscreen	–	–	–	–	■	■
Wireless phone charger	■	■	■	■	■	■
<b>Park assist:</b> Self parking functionality (includes front and rear parking sensors)	■	■	■	■	■	■
Rear view camera	–	–	–	–	■	■
Top view camera	–	–	–	–	–	■
<b>SEAT drive profile with driving experience button<sup>1</sup>:</b> Four different modes (Normal-Sport-Eco-Individual), 4Drive versions include off-road and snow modes, steering response, throttle response, gear shifts mode (only DSG models)	■	■	■	■	■	■
Steering wheel-mounted gearshift paddles (DSG models only)	–	–	■	■	■	■

<sup>1</sup>SEAT drive profile with driving experience button not available on SE 1.0 TSI engine or manual engines.

# Equipment.

■ Standard – Not available

	SE	SE Technology	FR	FR Sport	XPERIENCE	XPERIENCE Lux
<b>Safety and security</b>						
ABS, Traction Control System (TCS), Electronic Stability Control (ESC), Electronic differential lock system (XDS)	■	■	■	■	■	■
Alarm	■	■	■	■	■	■
Keyless entry	■	■	■	■	■	■
Driver and front passenger airbags with front passenger airbag deactivation, front side airbags, two curtain airbags, driver's knee airbag	■	■	■	■	■	■
Front and rear seat belt reminders	■	■	■	■	■	■
Front Assist including autonomous emergency braking (without adaptive cruise control)	■	■	■	■	-	-
<b>Safe &amp; Driving Pack:</b> Front assist including autonomous emergency braking, predictive adaptive cruise control with speed limiter, lane assist, traffic sign recognition, high beam control	-	-	-	-	■	■
Side assist and exit assist	-	-	-	-	-	■
Hill hold control	■	■	■	■	■	■
ISOFIX points in outer rear seats with top tether anchorage points	■	■	■	■	■	■
Locking wheel bolts	■	■	■	■	■	■
Tiredness recognition system	■	■	■	■	■	■
Tyre pressure monitoring	■	■	■	■	■	■



# Option prices.

☐ Optional – Not available

	SE	SE Technology	FR	FR Sport	XPERIENCE	XPERIENCE Lux	Basic price	VAT @ 20%	Recommended retail price
<b>Wheels and tyres</b>									
Space saver spare wheel (in lieu of standard tyre repair kit)	<input type="checkbox"/>	<input type="checkbox"/>	<input type="checkbox"/>	<input type="checkbox"/>	<input type="checkbox"/>	<input type="checkbox"/>	£100.00	£20.00	£120.00
<b>Exterior equipment</b>									
Towbar pre-installation	<input type="checkbox"/>	<input type="checkbox"/>	<input type="checkbox"/>	<input type="checkbox"/>	<input type="checkbox"/>	<input type="checkbox"/>	£108.33	£21.67	£130.00
Towbar pre-installation with hook	<input type="checkbox"/>	<input type="checkbox"/>	<input type="checkbox"/>	<input type="checkbox"/>	<input type="checkbox"/>	<input type="checkbox"/>	£587.50	£117.50	£705.00
<b>Panoramic sunroof:</b> Includes advanced multi-colour interior ambient lighting with LED interior illumination and LED illuminated glovebox (removes glasses storage compartment in roof console)	-	-	<input type="checkbox"/>	<input type="checkbox"/>	<input type="checkbox"/>	<input type="checkbox"/>	£883.33	£176.67	£1,060.00
<b>Panoramic sunroof:</b> Includes advanced multi-colour interior ambient lighting with LED interior illumination and LED illuminated glovebox (removes glasses storage compartment in roof console)	<input type="checkbox"/>	<input type="checkbox"/>	-	-	-	-	£1,037.50	£207.50	£1,245.00
<b>Functional and mechanical</b>									
Boot divider net	<input type="checkbox"/>	<input type="checkbox"/>	<input type="checkbox"/>	<input type="checkbox"/>	<input type="checkbox"/>	<input type="checkbox"/>	£141.67	£28.33	£170.00

# Vehicle excise duty.

All new vehicles are subject to a form of Vehicle Excise Duty (VED) based on the type of fuel the vehicle uses and its carbon dioxide (CO<sub>2</sub>) emission level, measured in grammes per kilometre (g/km). The table below illustrates the duty you will pay based on the DVLA bandings.

## 12-month Road Fund Licence (RFL) rate for petrol and diesel cars: Cars registered on or after 1 April 2021

CO <sub>2</sub> g/km	1st year rate – Petrol / Diesel	1st year rate – Alternative Fuel Vehicles (AFVs)
0	£0	£0
1	£10	£0
51	£25	£15
76	£115	£105
91	£140	£130
101	£160	£150
111	£180	£170
131	£220	£210
151	£555	£545
171	£895	£885
191	£1,345	£1,335
226	£1,910	£1,900
256	£2,245	£2,235

The standard rate for Petrol and Diesel is £155 and £145 for Alternative Fuel Vehicles. Please be aware vehicles with a list price (RRP), including options, higher than £40,000 will incur an additional £335 a year in vehicle tax, from the second time the vehicle is taxed.

For full details please refer to [gov.uk/vehicle-tax-rate-tables](https://gov.uk/vehicle-tax-rate-tables)

# Benefit in kind tax.

## How to calculate your liability

The BIK percentage value is based on the CO<sub>2</sub> emissions of the vehicle for the current tax year 2021/22.

## BIK calculation example: Ateca SE 1.0 TSI 110PS

P11D value (OTR price less RFL and first registration fee) £23,835.00

WLTP CO<sub>2</sub> emissions (g/km) 139

Company car BIK tax based on CO<sub>2</sub> emission level 31%

Taxable BIK (for 2020/21 tax year):  
31% of £23,835.00 £7,388.85

## Annual Company Car Tax 2021/22 (@20% Income Tax)

20% of £7,388.85 £1,477.77 per annum

## Monthly Company Car Tax 2021/22 (@20% Income Tax)

£1,477.77 divided by 12 £123.15 per month

# Technical data.

	1.0 TSI 110PS	1.5 TSI EVO 150PS	1.5 TSI EVO DSG-auto 150PS	2.0 TSI 4Drive DSG-auto 190PS
<b>Engine</b>				
Type (cylinders / valves per cylinder)	3 / 4	4 / 4	4 / 4	4 / 4
Displacement (cc)	999	1498	1498	1984
Bore and stroke (mm)	74.5 x 76.4	74.5 x 85.9	74.5 x 85.9	82.5 x 92.8
Compression ratio	11.5	10.5	10.5	12.20
Maximum power (PS / kW / rpm) <sup>1</sup>	110 (81) / 5500	150 (110) / 5000-6000	150 (110) / 5000-6000	190 (140) / 4200-6000
Maximum torque (Nm / lb.ft / rpm)	200 / 2000-3000	250 / 1500-3500	250 / 1500-3500	320 / 1500-4100
Fuel supply system	TSI Direct injection	TSI Direct injection	TSI Direct Injection	TSI Direct Injection
Fuel type	Unleaded petrol	Unleaded petrol	Unleaded petrol	Unleaded petrol
Emission control	RDE 2	RDE 2	RDE 2	RDE 2
Start/stop system	Yes	Yes	Yes	Yes
Energy recovery system	Yes	Yes	Yes	Yes
<b>Performance</b>				
Maximum speed (km/h)	180	200	200	214
Maximum speed (mph) <sup>2</sup>	112	124	124	133
Acceleration 0-62mph (s)	11.4	8.5	8.6	7.0
<b>Fuel consumption<sup>3</sup> (WLTP)</b>				
Combined mpg range	41.5-46.3	39.2-45.6	39.8-42.8	33.6 - 35.3

1. The maximum power output figures are quoted in PS (or Pferdestärke, which is the metric equivalent of horsepower). To convert from metric to imperial horsepower, divide the PS by 1.0139.

2. Where law permits.

3. Figures shown are for comparability purposes; only compare fuel consumption and CO<sub>2</sub> figures with other vehicles tested to the same technical procedures. These figures may not reflect real life driving results, which will depend upon a number of factors including the accessories fitted (post-registration), variations in weather, driving styles and vehicle load. Data correct at 31/03/2021.

# Technical data.


	1.0 TSI 110PS	1.5 TSI EVO 150PS	1.5 TSI EVO DSG-auto 150PS	2.0 TSI 4Drive DSG-auto 190PS
<b>Trim &amp; emission (WLTP) CO<sub>2</sub> (g/km)</b>				
SE	139	142	149	–
SE Technology	146	149	154	–
FR	–	148	153	181
FR Sport	–	152	156	182
XPERIENCE	–	149	154	182
XPERIENCE Lux	–	152	156	183
<b>Transmission</b>				
Gearbox type	6-speed manual	6-speed manual	7-speed automatic	7-speed automatic
<b>Chassis</b>				
Front suspension	Independent type McPherson, coil springs, hydraulic shock absorber			
Rear suspension	Semi-rigid axle, coil springs and hydraulic shock absorber			Multilink axle, coil springs and hydraulic shock absorber
Steering system	R-EPS (Rack Electric Power System)			R-EPS (Rack Electric Power System); in Xcellence, FR and CUPRA: Progressive steering
Turning circle diameter [wall to wall] (m)	10.8	10.8	10.8	10.8
<b>Braking system</b>				
Anti-lock Braking System (ABS)	Dual hydraulic circuit and brake system diagonal split with brake booster			
Type (front/rear)	Front ventilated disk brakes / Rear solid disc brakes			
Front discs (mm)	312 x 25	312 x 25	312 x 25	312 x 25
Rear discs (mm)	272 x 10	272 x 10	272 x 10	272 x 10

**AdBlue®.**  
The use of AdBlue® helps the environment by reducing the number of harmful emissions created by diesel engines. For full details on fuel consumption, CO<sub>2</sub> figures and VED bands (Vehicle Excise Duty) please see page 25.

# Technical data.

	1.0 TSI 110PS	1.5 TSI EVO 150PS	1.5 TSI EVO DSG-auto 150PS	2.0 TSI 4Drive DSG-auto 190PS
<b>Weights</b>				
Kerb weight [with driver] (kg)	1350	1400	1408	1558
Permissible gross weight (kg)	1890	1930	1940	2090
Max. towing weight without brake (kg)	670	700	700	750
Max. towing weight with brake 8% (kg)	1500	1850	1800	2000
Max. towing weight with brake 12% (kg)	1300	1800	1600	1900

<b>Dimensions</b>				
Boot capacity (l): 510/485 (2WD/4WD)				
Fuel tank capacity (l): 50/55 (2WD/4WD)				



\*FR bumpers lead to different dimensions.



# Technical data.

	2.0 TDI 115PS	2.0 TDI 150PS	2.0 TDI DSG-auto 150PS	2.0 TDI DSG-auto 4Drive 150PS
<b>Engine</b>				
Type (cylinders / valves per cylinder)	4/4	4 / 4	4 / 4	4 / 4
Displacement (cc)	1968	1968	1968	1968
Bore and stroke (mm)	81.0 / 95.5	81.0 / 95.5	81.0 / 95.5	81.0 / 95.5
Compression ratio	16	16	16	16
Maximum power (PS / kW / rpm) <sup>1</sup>	116 (85) / 2750 - 4250	150 (110) / 3250-4200	150 (110) / 3000-4200	150 (110) / 3000-4200
Maximum torque (Nm / lb.ft / rpm)	300 / 1600 - 2500	340 / 1750-3000	360 / 1600-2750	340 / 1700-2750
Fuel supply system	Direct injection: common rail	Direct injection: common rail	Direct injection: common rail	Direct injection: common rail
Fuel type	Diesel	Diesel	Diesel	Diesel
Emission control	RDE 2	RDE 2	RDE 2	RDE 2
Start/stop system	Yes	Yes	Yes	Yes
Energy recovery system	Yes	Yes	Yes	Yes
<b>Performance</b>				
Maximum speed (km/h)	185	203	202	197
Maximum speed (mph) <sup>2</sup>	115	126	126	122
Acceleration 0-62mph [s]	10.9	9.3	9	8.7
<b>Fuel consumption<sup>3</sup> (WLTP)</b>				
Combined mpg range	52.3-57.6	52.3-58.9	51.4-56.5	44.1-48.7

1. The maximum power output figures are quoted in PS (or Pferdestärke, which is the metric equivalent of horsepower). To convert from metric to imperial horsepower, divide the PS by 1.0139.

2. Where law permits.

3. Figures shown are for comparability purposes; only compare fuel consumption and CO<sub>2</sub> figures with other vehicles tested to the same technical procedures. These figures may not reflect real life driving results, which will depend upon a number of factors including the accessories fitted (post-registration), variations in weather, driving styles and vehicle load. Data correct at 31/03/2021.

# Technical data.


	2.0 TDI 115PS	2.0 TDI 150PS	2.0 TDI DSG-auto 150PS	2.0 TDI DSG-auto 4Drive 150PS
<b>Trim &amp; emission (WLTP) CO<sub>2</sub> (g/km)</b>				
SE	129	127	130	151
SE Technology	135	131	136	155
FR	–	131	136	154
FR Sport	–	134	138	155
XPERIENCE	135	131	136	155
XPERIENCE Lux	137	134	138	157
<b>Transmission</b>				
Gearbox type	6-speed manual	6-speed manual	7-speed automatic	7-speed automatic
<b>Chassis</b>				
Front suspension				
Rear suspension				
Steering system				
Turning circle diameter [wall to wall] (m)	10.8	10.8	10.8	10.8
<b>Braking system</b>				
Anti-lock Braking System (ABS)				
Type (front/rear)				
Front discs (mm)	312 x 25	312 x 25	312 x 25	312 x 25
Rear discs (mm)	272 x 10	272 x 10	272 x 10	272 x 10

**AdBlue®.**  
The use of AdBlue® helps the environment by reducing the number of harmful emissions created by diesel engines. For full details on fuel consumption, CO<sub>2</sub> figures and VED bands (Vehicle Excise Duty) please see page 25.

# Technical data.

	2.0 TDI 150PS	2.0 TDI 150PS	2.0 TDI DSG-auto 150PS	2.0 TDI DSG-auto 4Drive 150PS
<b>Weights</b>				
Kerb weight [with driver] (kg)	1468	1483	1514	1602
Permissible gross weight (kg)	2000	1990	2030	2130
Max. towing weight without brake (kg)	730	740	750	750
Max. towing weight with brake 8% (kg)	1800	1900	1900	2100
Max. towing weight with brake 12% (kg)	1500	1800	1800	2100

<b>Dimensions</b>				
Boot capacity (l): 510/485 (2WD/4WD)				
Fuel tank capacity (l): 50/55 (2WD/4WD)				



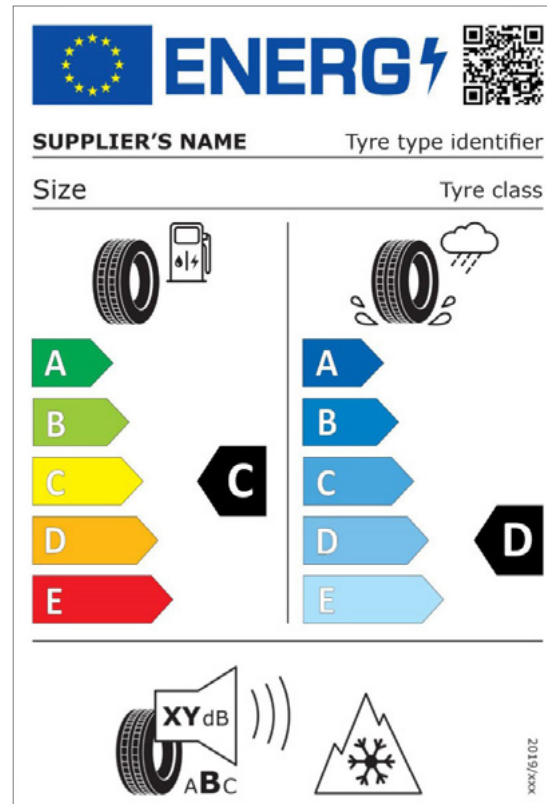
\*FR bumpers lead to different dimensions.

# Your tyre label.

They may not be the first part of your SEAT you notice, but your tyres play a vital role in keeping you on the road. Your EU tyre label tells you everything you need to know.

You'll see detailed information on your tyres and their technical specifications on the SEAT online car configurator. Click **here** to start building your SEAT now.

Due to the variation of tyres that may be fitted during production, the configurator will show multiple tyre labels. It is not possible to select a specific tyre when ordering a vehicle.



## Fuel efficiency

This is a measure of 'rolling resistance' – in other words, the amount of energy lost through motion. The lower the rolling resistance, the lower your fuel consumption, with tyres rated as class A being the most efficient.

## Wet grip

Rigorous testing ensures your tyres give great handling and performance in all conditions. Wet grip specifically measures how well you can brake in wet conditions, with grade A giving the shortest stopping distance.

## External noise

Tyres are carefully measured so you know exactly how much noise they'll make while driving. If decibels don't mean a lot to you, don't worry. Each tyre also falls into a noise class A being the quietest and C the loudest.

# Warranties & service plans.

☐ Optional

Extended Warranties	All trims	Basic price	VAT @ 20%	Recommended retail price	
When you buy a new SEAT it is covered by a 3 year/60,000 miles manufacturer warranty. You can extend this cover, with a 4 year/75,000 miles or 5 year/90,000 miles SEAT Extended Manufacturer Warranty, and get the same level of cover. It is fully transferable to a new owner if you decided to sell your SEAT.	4 years/75,000 miles	<input type="checkbox"/>	£237.50	£47.50	£285.00
<b>Please note: The SEAT Extended Manufacturer Warranty is only available at the time of ordering a new SEAT.</b>	5 years/90,000 miles	<input type="checkbox"/>	£391.67	£78.33	£470.00

**Extended Warranty for existing owners:** If your existing warranty is about to expire, or if you haven't already got one in place, our Extended Warranty\* is designed to protect you. For a quote, visit [insurewithseat.co.uk](https://insurewithseat.co.uk)

\*SEAT Financial Services is a trading name of Volkswagen Financial Services (UK) Limited. SEAT Extended Warranty is sold and administered by Lawshield UK and underwritten by Volkswagen Versicherung AG. Terms, conditions, and eligibility criteria apply.

Service plan	All trims	Upfront payment	or	Monthly cost
New Fixed Price Service Plans are available for cars up to 12 months. You always know where you are with our fixed price plans which are inflation proof. Available at participating SEAT Retailers.				
<b>Go to <a href="https://seat.co.uk/bookservice">seat.co.uk/bookservice</a></b>	Includes 1st and 2nd service	<input type="checkbox"/>	£414.00	24 monthly payments of £17.25

Prices are subject to change.

## The SEAT Warranty

### Three-year Warranty.

All new SEAT's registered in the UK come with a three year/60,000 miles warranty, which protects your car against the failure of most mechanical and electrical components due to manufacturing defects. This comprises a two-year manufacturer's warranty with unlimited mileage plus a further one-year/60,000 (whichever is soonest).

### Retailer Warranty.

Should the mileage exceed 60,000 miles within the first two years, the manufacturer's two-year warranty will still be valid. If an additional warranty for subsequent years or higher mileage is desired, it may be purchased from an authorised SEAT Retailer or repairer, however, this additional warranty must be purchased before the mileage reaches 60,000. Cover is subject to the car being serviced and maintained according to the manufacturer's technical guidelines.

Full details of the three-year warranty are available from your SEAT Retailer or repairer.



# Warranties & service plans.

## SEAT Extended Manufacturer Warranty

If you take out a SEAT Extended Manufacturer Warranty before your new car is registered, you'll get exactly the same level of cover as the three year warranty, but for up to five years. You can choose a SEAT Extended Manufacturer Warranty to last until the end of the 4th year/up to 75,000 miles or until the end of the 5th year/up to 90,000 miles (whichever is soonest). Please note: SEAT Extended Manufacturer Warranty products are only available at the time of ordering your new SEAT.

## Three-year Paint Warranty

The paintwork of all models featured in this price list is covered against manufacturing defects for a period of three years. Naturally, the vehicle must be cared for in compliance with the operating instructions which will be found in your vehicle handbook. Please consult your authorised SEAT Retailer or repairer for full warranty details.

## Twelve-year Body Protection Warranty

The internal body sections and panels of the models featured in this price list are covered against rusting through from the outside for twelve years. Naturally, the vehicle must be cared for in compliance with the operating instructions which will be found in your vehicle handbook. Please consult your authorised SEAT Retailer or repairer for full warranty details.

## SEAT Parts Warranty

SEAT parts and accessories supplied after new vehicle delivery are covered by our 24 months parts warranty.

## SEAT Car Insurance

### Complimentary drive away cover

We want you to start enjoying your car from day one, and with our 5 day Drive Away Insurance you can. Our comprehensive cover is designed specifically for SEAT drivers, and offers many features and benefits as standard. To activate, simply call 0345 246 3519. If you are eligible, we will also provide you with an annual quotation giving you the option to purchase 12 months cover. Subject to eligibility. Five day drive away insurance cannot be used in conjunction with any other insurance offer.

### Annual Car Insurance

If you take out a new SEAT Car Insurance\* policy, you will receive the following benefits as standard:

- SEAT Approved Repairs carried out by SEAT Approved technicians using only Genuine Parts and Paints
- Guaranteed courtesy car
- Windscreen cover
- Uninsured driver promise

- 24hr accident recovery
- Personal accident cover
- Personal belongings cover
- Child seat replacement

For more information or to get a quote, please visit [insurewithseat.co.uk](https://insurewithseat.co.uk) or alternatively call us on 0345 877 6555. We're available Monday to Friday 8am-8pm and Saturday 9am-5pm.

## SEAT Roadside Assistance (including European cover)

Any new SEAT purchased and registered in the UK from an authorised SEAT Retailer, is covered free by SEAT Assistance (including European cover) for roadside repairs or recovery to an authorised repairer for a term of two years. Terms and conditions apply.

## Specifications

Specifications refer to Model Year 2021. While SEAT makes every effort to make sure that specifications are accurate at the time of publication (04/2021), you should always check details with your SEAT Retailer as there may have been changes in view of SEAT's policy of continuous product improvement. The right is reserved to change specification and colour at any time. The information in this price list can therefore be given as guidance only.

\*SEAT Car Insurance is underwritten by U K Insurance Limited. Registered Office: The Wharf, Neville Street, Leeds LS1 4AZ. Registered in England and Wales No. 1179980. U K Insurance Limited is authorised by the Prudential Regulation Authority and regulated by the Financial Conduct Authority and the Prudential Regulation Authority. Calls may be recorded. SEAT Financial Services is a trading name of Volkswagen Financial Services (UK) Limited ("VWFS UK"), registered in England and Wales No. 2835230 (registered office: Brunswick Court, Yeomans Drive, Blakelands, Milton Keynes MK14 5LR). Volkswagen Insurance Service (Great Britain) Ltd is an appointed representative of VWFS UK. VWFS UK is authorised and regulated by the Financial Conduct Authority, registration number 311988. Authorisation details for both organisations can be checked on the Financial Services Register by visiting [fca.org.uk](https://fca.org.uk). VWFS UK and U K Insurance Limited are not part of the same corporate group.



SEAT is committed to a policy of continuous product development and reserves the right to make changes to specifications, colours and prices without notice. The information in this brochure can therefore be given as guidance only. While SEAT makes every effort to ensure that specifications are accurate at the time of publication, you should always check with your authorised SEAT Partner for the latest information. Due to limitations of the printing process the colours reproduced in this brochure may vary slightly from the actual paint colour and material. This vehicle and all its parts, as well as the original spares, were designed according to the Legal Regulations governing the prevention and minimisation of Environmental Impact, through the use of recycled/recyclable materials, with measures taken to achieve suitable recycling for the conservation and improvement of environmental quality.

Published in the UK, May 2021.

**seat.co.uk**