



The SEAT Leon.

Pricing and specification list.



Contents.

03

Why easymove?

04

Pick your trim.

12

Pick your engine.

26

Option prices.

27

**Vehicle
excise duty.**

27

**Benefit in
kind tax.**

18

Pick your colour.

19

Equipment.

28

Technical data.

39

**Warranties &
service plans.**

Why **easy**move?

We've made it really simple to pick the SEAT Leon that's right for you. There are multiple individual trims, each with their own unique equipment and appeal.

1 Pick the trim that sounds like your kind of car.

2 Choose the engine that suits you.

3 Personalise your Leon with your favourite colour.

And that's it. It couldn't be easier to do your thing.



1. Pick your trim.



01. **Leon 5dr SE.** The Essential One.

02. **Leon 5dr SE Dynamic.** The Connected One.

03. **Leon 5dr FR.** The Stylish One.

04. **Leon 5dr FR Sport.** The Sporty One.

05. **Leon 5dr XCELLENCE.** The Indulgent One.

06. **Leon 5dr XCELLENCE Lux.** The Luxury One.

1. Pick your trim.



01. **Leon Estate SE.** The Essential One.

02. **Leon Estate SE Dynamic.** The Connected One.

03. **Leon Estate FR.** The Stylish One.

04. **Leon Estate FR Sport.** The Sporty One.

05. **Leon Estate XCELLENCE.** The Indulgent One.

06. **Leon Estate XCELLENCE Lux.** The Luxury One.

Leon SE.

The Essential One.

From £20,405*

Equipped with an 8.25" media system, your Leon is ready for your favourite tracks whilst Full Link technology ensures maximum connectivity between the car and your phone to keep you in touch on the move. Cruise control and speed limiter will keep you at a safe speed, and LED headlights, tail lights and Daytime Running Lights mean you're ready to see and be seen.

Key specifications for the SE trim

Wheels and tyres

- 16" Urban alloy wheels with 205/55 R16 91V tyres

Exterior equipment

- Door mirrors (electrically adjustable and heated)
- LED Headlights and tail lights
- LED Front fog lamps with cornering function
- Metallic paint
- Separate daytime running light with automatic headlight control

Infotainment

- Full Link smartphone integration (Mirror Link, Wireless Apple Carplay, Wired Google Android Auto)

Media System

- 8.25" screen
- DAB (Digital Audio Broadcasting) and AM/FM radio
- Bluetooth® audio streaming and handsfree system
- Steering wheel-mounted audio and phone controls

SEAT Connect:

- Safety & Service: 10 year subscription included.
- Remote Access including online updates: 12 month subscription included (see equipment for full details)

Seats and trim

- Chrome interior detailing
- Cloth upholstery
- Driver and passenger seat manual height-adjustment

Functional and mechanical

- Electric front and rear windows
- Parking sensors (rear)

Safety and security

- Anti-theft alarm system, interior monitoring, backup horn, and towing protection
- Cruise control with speed limiter
- Electronic differential lock (XDS) and dynamic traction support
- KESSY Go (Keyless start)
- Front assist: Forward collision warning braking reaction to vehicles, pedestrians and cyclists
- ISOFIX points in outer rear seats
- Lane Keeping System



Model shown: Leon 5dr SE in Asphalt Blue metallic paint.




Model shown: Leon Estate SE in Asphalt Blue metallic paint.



01

02



- *Price is for Leon 5dr SE 1.0 TSI EVO 110PS.
- 01. 16" 'Urban' alloy wheels.
 - 02. Two tone grey and black fabric with dark silver stitching.

The SEAT Connect services can be operated only by using available public communication technologies. Please note that due to development of these technologies, especially mobile networks, SEAT cannot guarantee consistent availability in all countries for the duration of SEAT Connect services. Possible changes in technology may cause permanent unavailability of them.

Leon SE Dynamic.

The Connected One.

From £21,685*

17" alloy wheels ensure a smart street presence, while Full Link technology via a 10" smart touch display keeps you connected to your smartphone's features. With an on-board navigation system, cruise control and Park Assist, you're ready for the road and fully connected to the world around you.

In addition to the SE trim

Wheels and tyres

- 17" Dynamic tri-spoke alloy wheels with 225/45 R17 91W tyres

Exterior equipment

- Dark tinted rear windows

Infotainment

- Digital cockpit
- Media system with 10.0" display and navigation
- USB Type C x4 (x2 in front, x2 in rear)

Interior equipment:

- Front centre armrest

SEAT Connect: Safety, Service, Remote and Online.

- As per SEAT Connect: Safety, Service and Remote, plus
- Online infotainment: 12 month subscription included
 - Online map update
 - Online traffic information
 - Online route calculation
 - Parking and petrol stations

Functional and mechanical

- Three zone climate control
- Park assist (including front and rear parking sensors)



Model shown: Leon 5dr SE Dynamic in Asphalt Blue metallic paint.



Model shown: Leon Estate SE Dynamic in Asphalt Blue metallic paint.

*Price is for Leon 5dr SE Dynamic 1.0 TSI EVO 110PS.


The SEAT Connect services can be operated only by using available public communication technologies. Please note that due to development of these technologies, especially mobile networks, SEAT cannot guarantee consistent availability in all countries for the duration of SEAT Connect services. Possible changes in technology may cause permanent unavailability of them.

- 01.** 17" 'Dynamic' tri-spoke alloy wheels.
- 02.** Two tone grey and black fabric with dark silver stitching.



01

02



Leon FR.

The Stylish One.

From £23,735*

Ready to take the wheel in style? While 17" alloy wheels and full LED headlights with dynamic turning signals provide an elegant touch to the exterior, three-zone climate control and ambient lighting keep things cool in the interior.

In addition to the SE Dynamic trim

Wheels and tyres

- 17" Dynamic bi-spoke alloy wheels with 225/45 R17 91W tyres

Exterior equipment

- Door mirrors (electrically adjustable, folding and heated)
- LED Headlights with dynamic turn signals
- Rain sensing wipers
- Separate daytime running light with automatic headlight control and Coming Home feature (automatic)
- FR Sports bumpers

Infotainment

- Wireless phone charger

Interior equipment

- Ambient lighting

Functional and mechanical

- Charging cable mode 3, 16amp. (e-Hybrid only)
- SEAT drive profile selection
 - Four different modes (Normal-Sport-Eco-Individual)
 - Throttle response
 - Gear shifts mode (only DSG models)
- Sports suspension



Model shown: Leon 5dr FR in Desire Red metallic paint.



Model shown: Leon Estate FR in Desire Red metallic paint.



01. 17" 'Dynamic' bi-spoke alloy wheels.

02. Grey fabric with Lava Red stitching.

01

02

[Back](#) | [Forward](#) | [Contents](#)

*Price is for Leon 5dr FR 1.0 TSI EVO 110PS.

Leon FR Sport.

The Sporty One.

From £25,625*

Ready to stand out? With 18" alloy wheels, dark tinted windows and LED headlights with dynamic turn signals, your Leon FR Sport will make heads turn wherever you drive, while the interior wrap around lighting, coast to coast lighting and microsuede upholstery grab plenty of attention from your passengers.

In addition to the FR trim

Wheels and tyres

- 18" Performance machined alloy wheels with 225/40 R18 92Y tyres

Exterior equipment

- Door mirrors (electrically adjustable, folding, heated and memory)

Interior equipment

- Interior Wraparound lighting

Seats and trim

- Heated front seats
- Leather, heated steering wheel (gearshift paddles replace leather gearstick on DSGs)
- Microsuede upholstery
- Powered driver seat with memory and manual height-adjustment for passenger¹
- Powered lumbar adjustment on driver side, manual on passenger side¹

*Price is for Leon 5dr FR Sport 1.5 TSI EVO 130PS.

¹ Not available on eTSI engine.

01. 18" 'Performance' machined alloy wheels.

02. Soul Black Microsuede with Lava Red stitching.



Model shown: Leon 5dr FR Sport in Desire Red metallic paint.




Model shown: Leon Estate FR Sport in Desire Red metallic paint.



01

02



Leon XCELLENCE.

The Indulgent One.

From £26,630*

Your new Leon XCELLENCE oozes class with a host of features designed to keep life simple. Enter with your keys in your pocket with keyless entry and start, then get nice and comfy with electrically heated and adjustable front seats. There's a risk you may not want to get out again.

In addition to the SE Dynamic trim

Wheels and tyres

- 17" alloy wheels with 225/45 R17 91W tyres

Exterior equipment

- Door mirrors (electrically adjustable, folding, heated and memory)
- LED Headlights with dynamic turn signals, LED tail lights and rear fog lights with rear coast to coast lighting
- Separate daytime running light with automatic headlight control and Coming Home feature (automatic)

Infotainment

- Wireless phone charger

Seats and trim

- Heated front seats
- Leather, heated steering wheel (gearshift paddles replace leather gearstick on DSGs)

- Microsuede upholstery
- Powered driver seat with memory and manual height-adjustment for passenger¹
- Powered lumbar adjustment on driver side, manual on passenger side¹

Functional and mechanical

- Rear view camera

Safety and security

- KESSY Advanced: (Keyless start, keyless entry)

*Price is for Leon 5dr XCELLENCE 1.5 TSI EVO 130PS.

¹ Not available on eTSI engine.

01. 17" 'Dynamic' alloy wheels.

02. Soul Black Microsuede.



Model shown: Leon 5dr XCELLENCE in Urban Silver metallic paint.



Model shown: Leon Estate XCELLENCE in Urban Silver metallic paint.



01

02



Leon XCELLENCE Lux.

The Luxury One.

From £27,810*

Travel in luxury in the truly opulent Leon XCELLENCE Lux with a virtual pedal[^] giving you hands free access to the luggage compartment and supple leather upholstery offering the ultimate comfort within. Intuitive driving is made simple thanks to dynamic road sign display, auto high beam assist, plus predictive and adaptive cruise control.

In addition to the XCELLENCE trim

Wheels and tyres

- 18" Aerodynamic Performance alloy wheels (Nuclear grey) with 225/40 R18 92Y XL tyres

Interior equipment

- Interior Wraparound lighting

Seats and trim

- Leather upholstery

Functional and mechanical

- Virtual pedal with electric tailgate (Estate only)

Safety and security

- Safety and Driving Pack (M)
 - Dynamic road sign display
 - High Beam Assist
 - Predictive and adaptive cruise control with follow to stop and speed limiter

*Price is for Leon 5dr XCELLENCE Lux 1.5 TSI EVO 130PS.

[^]Virtual Pedal on Estate only.

01. 18" Aerodynamic 'Performance' alloy wheels.

02. Black Nappa Leather.




Model shown: Leon 5dr XCELLENCE Lux in Urban Silver metallic paint.



Model shown: Leon Estate XCELLENCE Lux in Urban Silver metallic paint.



01



02

2. Pick your engine.

	Derivative	Fuel	WLTP CO ₂ g/km	WLTP Combined mpg	Insurance group [1-50]	BIK 2021/22*	Basic price	VAT @ 20%	Retail price [P11D value]	1st Year RFL Rate 2021/22	1st reg fee 2021/22	Recommended On The Road Price
5dr SE	1.0 TSI EVO 110PS	P	125	47.1-51.4	15E	29%	£16,808.33	£3,361.67	£20,170.00	£180.00	£55.00	£20,405.00
	1.0 eTSI DSG-auto 110PS	AFV	125	45.6-51.4	15E	29%	£19,341.67	£3,868.33	£23,210.00	£170.00	£55.00	£23,435.00
	1.5 TSI EVO 130PS	P	124	44.8-51.4	18E	28%	£18,116.67	£3,623.33	£21,740.00	£180.00	£55.00	£21,975.00
	2.0 TDI 115PS	D	113	60.1-65.7	19E	26%	£19,258.33	£3,851.67	£23,110.00	£180.00	£55.00	£23,345.00
5dr SE Dynamic	1.0 TSI EVO 110PS	P	127	47.1-50.4	15E	29%	£17,875.00	£3,575.00	£21,450.00	£180.00	£55.00	£21,685.00
	1.0 eTSI DSG-auto 110PS	AFV	128	45.6-50.4	16E	29%	£20,408.33	£4,081.67	£24,490.00	£170.00	£55.00	£24,715.00
	1.5 TSI EVO 130PS	P	127	44.8-50.4	19E	29%	£19,183.33	£3,837.00	£23,020.00	£180.00	£55.00	£23,255.00
	2.0 TDI 115PS	D	116	60.1-64.2	19E	27%	£20,325.00	£4,065.00	£24,390.00	£180.00	£55.00	£24,625.00

*BIK value is based on WLTP CO₂'s and applicable from 06/04/2021.

The Recommended 'On The Road' price includes delivery charge to Retailer and number plates, one years Road Fund Licence at the 1st year rate (£0 – £2,245 depending on the CO₂ output of the vehicle), and the new vehicle registration fee (£55). VAT is calculated at 20.0%. SEAT may change RRP's at any time (this includes where there are government changes in regulation and/or legislation). There may be a delay to any RRP displaying correctly on our materials. Always obtain prices from your chosen SEAT Retailer. Figures shown are for comparability purposes; only compare fuel consumption and CO₂ figures with other vehicles tested to the same technical procedures. These figures may not reflect real life driving results, which will depend upon a number of factors including the accessories fitted (post-registration), variations in weather, driving styles and vehicle load. Data correct as of June 2021. Figures quoted are for a range of configurations and are subject to change due to ongoing approvals/changes

2. Pick your engine.

	Derivative	Fuel	WLTP CO ₂ g/km	WLTP Combined mpg	Insurance group (1-50)	BIK 2021/22*	Basic price	VAT @ 20%	Retail price (P11D value)	1st Year RFL Rate 2021/22	1st reg fee 2021/22	Recommended On The Road Price
5dr FR	1.0 TSI EVO 110PS	P	127	47.1-50.4	16E	29%	£19,583.33	£3,916.67	£23,500.00	£180.00	£55.00	£23,735.00
	1.0 eTSI DSG-auto 110PS	AFV	128	45.6-50.4	16E	29%	£21,500.00	£4,300.00	£25,800.00	£170.00	£55.00	£26,025.00
	1.4 e-HYBRID DSG-auto 204PS	AFV	25	235.4-256.8	26E	7%	£27,408.33	£5,481.67	£32,890.00	£0.00	£55.00	£32,945.00
	1.5 TSI EVO 130PS	P	127	44.8-50.4	19E	29%	£19,858.33	£3,971.67	£23,830.00	£180.00	£55.00	£24,065.00
	1.5 TSI EVO 150PS	P	131	44.1-48.7	22E	30%	£20,900.00	£4,180.00	£25,080.00	£220.00	£55.00	£25,355.00
	1.5 eTSI DSG-auto 150PS	AFV	130	44.8-49.6	22E	30%	£22,625.00	£4,525.00	£27,150.00	£170.00	£55.00	£27,375.00
	2.0 TSI DSG-auto 190PS	P	151	39.2-42.2	26E	34%	£23,500.00	£ 4,700.00	£ 28,200.00	£555.00	£55.00	£28,810.00
5dr FR Sport	1.0 eTSI DSG-auto 110PS	AFV	128	45.6-50.4	16E	29%	£22,800.00	£4,560.00	£27,360.00	£170.00	£55.00	£27,585.00
	1.4 e-HYBRID DSG-auto 204PS	AFV	26	235.4-235.4	27E	11%	£28,708.33	£5,741.67	£34,450.00	£0.00	£55.00	£34,505.00
	1.5 TSI EVO 130PS	P	128	44.8-50.4	20E	29%	£21,158.33	£4,231.67	£25,390.00	£180.00	£55.00	£25,625.00
	1.5 TSI EVO 150PS	P	132	44.1-48.7	22E	30%	£22,200.00	£4,440.00	£26,640.00	£220.00	£55.00	£26,915.00
	1.5 eTSI DSG-auto 150PS	AFV	131	44.8-48.7	22E	30%	£23,925.00	£4,785.00	£28,710.00	£210.00	£55.00	£28,975.00
	2.0 TSI DSG-auto 190PS	P	153	39.2-42.2	26E	34%	£24,800.00	£4,960.00	£29,760.00	£555.00	£55.00	£30,370.00

*BIK value is based on WLTP CO₂'s and applicable from 06/04/2021.

The Recommended 'On The Road' price includes delivery charge to Retailer and number plates, one year's Road Fund Licence at the 1st year rate (£0 - £2,245 depending on the CO₂ output of the vehicle), and the new vehicle registration fee (£55). VAT is calculated at 20.0%. SEAT may change RRP's at any time (this includes where there are government changes in regulation and/or legislation). There may be a delay to any RRP displaying correctly on our materials. Always obtain prices from your chosen SEAT Retailer. Plug-in vehicles require mains electricity for charging. Figures for hybrid vehicles were obtained using a combination of battery power and fuel. Figures shown are for comparability purposes; only compare fuel consumption and CO₂ figures with other vehicles tested to the same technical procedures. These figures may not reflect real life driving results, which will depend upon a number of factors including the accessories fitted (post-registration), variations in weather, driving styles and vehicle load. Data correct as of June 2021. Figures quoted are for a range of configurations and are subject to change due to ongoing approvals/changes

2. Pick your engine.

	Derivative	Fuel	WLTP CO ₂ g/km	WLTP Combined mpg	Insurance group (1-50)	BIK 2021/22*	Basic price	VAT @ 20%	Retail price (P11D value)	1st Year RFL Rate 2021/22	1st reg fee 2021/22	Recommended On The Road Price
5dr XCELLENCE	1.0 eTSI DSG-auto 110PS	AFV	129	45.6-49.6	16E	29%	£22,491.67	£4,498.33	£26,990.00	£170.00	£55.00	£27,215.00
	1.4 e-HYBRID DSG-auto 204PS	AFV	25	235.4-256.8	27E	7%	£29,112.50	£5,823.00	£34,935.00	£0.00	£55.00	£34,990.00
	1.5 TSI EVO 130PS	P	128	44.8-50.4	20E	29%	£21,995.83	£4,399.17	£26,395.00	£180.00	£55.00	£26,630.00
	1.5 TSI EVO 150PS	P	132	44.1-48.7	22E	30%	£22,604.17	£4,520.83	£27,125.00	£220.00	£55.00	£27,400.00
	1.5 eTSI DSG-auto 150PS	AFV	131	44.8-48.7	23E	30%	£23,654.17	£4,730.83	£28,385.00	£210.00	£55.00	£28,650.00
	2.0 TSI DSG-auto 190PS	P	152	39.2-42.2	26E	34%	£25,158.33	£ 5,031.67	£ 30,190.00	£555.00	£55.00	£30,800.00
5dr XCELLENCE Lux	1.0 eTSI DSG-auto 110PS	AFV	129	45.6-49.6	16E	29%	£23,475.00	£4,695.00	£28,170.00	£170.00	£55.00	£28,395.00
	1.4 e-HYBRID DSG-auto 204PS	AFV	26	235.4-235.4	27E	11%	£30,095.83	£6,019.00	£36,115.00	£0.00	£55.00	£36,170.00
	1.5 TSI EVO 130PS	P	129	44.8-49.6	20E	29%	£22,979.17	£4,595.83	£27,575.00	£180.00	£55.00	£27,810.00
	1.5 TSI EVO 150PS	P	131	44.1-48.7	22E	30%	£23,587.50	£4,717.50	£28,305.00	£220.00	£55.00	£28,580.00
	1.5 eTSI DSG-auto 150PS	AFV	132	44.8-48.7	23E	30%	£24,637.50	£4,927.50	£29,565.00	£210.00	£55.00	£29,830.00
	2.0 TSI DSG-auto 190PS	P	154	39.2-41.5	27E	34%	£ 26,141.67	£ 5,228.33	£ 31,370.00	£555.00	£55.00	£ 31,980.00

*BIK value is based on WLTP CO₂'s and applicable from 06/04/2021.

The Recommended 'On The Road' price includes delivery charge to Retailer and number plates, one year's Road Fund Licence at the 1st year rate (£0 - £2,245 depending on the CO₂ output of the vehicle), and the new vehicle registration fee (£55). VAT is calculated at 20.0%. SEAT may change RRP's at any time (this includes where there are government changes in regulation and/or legislation). There may be a delay to any RRP displaying correctly on our materials. Always obtain prices from your chosen SEAT Retailer. Plug-in vehicles require mains electricity for charging. Figures for hybrid vehicles were obtained using a combination of battery power and fuel. Figures shown are for comparability purposes; only compare fuel consumption and CO₂ figures with other vehicles tested to the same technical procedures. These figures may not reflect real life driving results, which will depend upon a number of factors including the accessories fitted (post-registration), variations in weather, driving styles and vehicle load. Data correct as of June 2021. Figures quoted are for a range of configurations and are subject to change due to ongoing approvals/changes

2. Pick your engine.

	Derivative	Fuel	WLTP CO ₂ g/km	WLTP Combined mpg	Insurance group (1-50)	BIK 2021/22*	Basic price	VAT @ 20%	Retail price (P11D value)	1st Year RFL Rate 2021/22	1st reg fee 2021/22	Recommended On The Road Price
Estate SE	1.0 TSI 110PS	P	126	46.3-51.4	12E	28%	£17,766.67	£3,553.33	£21,320.00	£180.00	£55.00	£21,555.00
	1.0 eTSI DSG-auto 110PS	AFV	126	45.6-50.4	16E	28%	£20,254.17	£4,050.83	£24,305.00	£170.00	£55.00	£24,530.00
	1.5 TSI EVO 130PS	P	125	46.3-51.4	18E	28%	£19,029.17	£3,805.83	£22,835.00	£180.00	£55.00	£23,070.00
	2.0 TDI 115PS	D	114	58.9-65.7	19E	25%	£ 20,233.33	£ 4,046.67	£ 24,280.00	£180.00	£55.00	£24,515.00
Estate SE Dynamic	1.0 TSI 110PS	P	129	46.3-49.6	12E	28%	£18,833.33	£3,766.67	£22,600.00	£180.00	£55.00	£22,835.00
	1.0 eTSI DSG-auto 110PS	AFV	130	45.6-49.6	16E	29%	£21,320.83	£4,264.17	£25,585.00	£170.00	£55.00	£25,810.00
	1.5 TSI EVO 130PS	P	128	46.3-50.4	19E	28%	£20,095.83	£4,019.00	£24,115.00	£180.00	£55.00	£24,350.00
	2.0 TDI 115PS	D	116	58.9-64.2	19E	26%	£21,300.00	£4,260.00	£25,560.00	£180.00	£55.00	£25,795.00

*BIK value is based on WLTP CO₂'s and applicable from 06/04/2021.

The Recommended 'On The Road' price includes delivery charge to Retailer and number plates, one year's Road Fund Licence at the 1st year rate (£0 – £ 2,245 depending on the CO₂ output of the vehicle), and the new vehicle registration fee (£55). VAT is calculated at 20.0%. SEAT may change RRP's at any time (this includes where there are government changes in regulation and/or legislation). There may be a delay to any RRP displaying correctly on our materials. Always obtain prices from your chosen SEAT Retailer. Plug-in vehicles require mains electricity for charging. Figures for hybrid vehicles were obtained using a combination of battery power and fuel. Figures shown are for comparability purposes; only compare fuel consumption and CO₂ figures with other vehicles tested to the same technical procedures. These figures may not reflect real life driving results, which will depend upon a number of factors including the accessories fitted (post-registration), variations in weather, driving styles and vehicle load. Data correct as of June 2021. Figures quoted are for a range of configurations and are subject to change due to ongoing approvals/changes

2. Pick your engine.

	Derivative	Fuel	WLTP CO ₂ g/km	WLTP Combined mpg	Insurance group (1-50)	BIK 2021/22*	Basic price	VAT @ 20%	Retail price (P11D value)	1st Year RFL Rate 2021/22	1st reg fee 2021/22	Recommended On The Road Price
Estate FR	1.0 TSI 110PS	P	128	46.3-50.4	13E	28%	£20,554.17	£4,110.83	£24,665.00	£180.00	£55.00	£24,900.00
	1.0 eTSI DSG-auto 110PS	AFV	129	45.6-49.6	17E	28%	£22,412.50	£4,482.50	£26,895.00	£170.00	£55.00	£27,120.00
	1.4 e-HYBRID DSG-auto 204PS	AFV	26	235.4-256.8	26E	10%	£28,337.50	£5,668.00	£34,005.00	£0.00	£55.00	£34,060.00
	1.5 TSI EVO 130PS	P	128	45.6-50.4	19E	28%	£20,770.83	£4,154.17	£24,925.00	£180.00	£55.00	£25,160.00
	1.5 TSI EVO 150PS	P	132	43.5-48.7	22E	29%	£21,829.17	£4,365.83	£26,195.00	£220.00	£55.00	£26,470.00
	1.5 eTSI DSG-auto 150PS	AFV	131	44.1-48.7	22E	29%	£23,537.50	£4,707.50	£28,245.00	£210.00	£55.00	£28,510.00
	2.0 TSI EVO DSG-auto 190PS	P	151	38.7-42.2	TBC	33%	£24,400.00	£4,880.00	£29,280.00	£555.00	£55.00	£29,890.00
Estate FR Sport	1.0 eTSI DSG-auto 110PS	AFV	130	45.6-49.6	17E	29%	£23,712.50	£4,742.50	£28,455.00	£170.00	£55.00	£28,680.00
	1.4 e-HYBRID DSG-auto 204PS	AFV	27	235.4-235.4	27E	10%	£29,637.50	£5,927.50	£35,565.00	£0.00	£55.00	£35,620.00
	1.5 TSI EVO 130PS	P	129	45.6-49.6	20E	28%	£22,070.83	£4,414.17	£26,485.00	£180.00	£55.00	£26,720.00
	1.5 TSI EVO 150PS	P	133	43.5-47.9	22E	29%	£23,129.17	£4,625.83	£27,755.00	£220.00	£55.00	£28,030.00
	1.5 eTSI DSG-auto 150PS	AFV	132	44.1-48.7	22E	29%	£24,837.50	£4,967.50	£29,805.00	£210.00	£55.00	£30,070.00
	2.0 TSI EVO DSG-auto 190PS	P	152	38.7-42.2	TBC	33%	£25,700.00	£5,140.00	£30,840.00	£555.00	£55.00	£31,450.00

*BIK value is based on WLTP CO₂'s and applicable from 06/04/2021.

The Recommended 'On The Road' price includes delivery charge to Retailer and number plates, one year's Road Fund Licence at the 1st year rate (£0 - £ 2,245 depending on the CO₂ output of the vehicle), and the new vehicle registration fee (£55). VAT is calculated at 20.0%. SEAT may change RRP's at any time (this includes where there are government changes in regulation and/or legislation). There may be a delay to any RRP displaying correctly on our materials. Always obtain prices from your chosen SEAT Retailer. Plug-in vehicles require mains electricity for charging. Figures for hybrid vehicles were obtained using a combination of battery power and fuel. Figures shown are for comparability purposes; only compare fuel consumption and CO₂ figures with other vehicles tested to the same technical procedures. These figures may not reflect real life driving results, which will depend upon a number of factors including the accessories fitted (post-registration), variations in weather, driving styles and vehicle load. Data correct as of June 2021. Figures quoted are for a range of configurations and are subject to change due to ongoing approvals/changes

2. Pick your engine.

	Derivative	Fuel	WLTP CO ₂ g/km	WLTP Combined mpg	Insurance group (1-50)	BIK 2021/22*	Basic price	VAT @ 20%	Retail price (P11D value)	1st Year RFL Rate 2021/22	1st reg fee 2021/22	Recommended On The Road Price
Estate XCELLENCE	1.0 eTSI DSG-auto 110PS	AFV	130	45.6-49.6	17E	29%	£23,404.17	£4,680.83	£28,085.00	£170.00	£55.00	£28,310.00
	1.4 e-HYBRID DSG-auto 204PS	AFV	26	235.4-256.8	27E	10%	£30,025.00	£6,005.00	£36,030.00	£0.00	£55.00	£36,085.00
	1.5 TSI EVO 130PS	P	129	45.6-49.6	20E	28%	£22,908.33	£4,581.67	£27,490.00	£180.00	£55.00	£27,725.00
	1.5 TSI EVO 150PS	P	133	43.5-47.9	22E	29%	£23,516.67	£4,703.33	£28,220.00	£220.00	£55.00	£28,495.00
	1.5 eTSI DSG-auto 150PS	AFV	132	44.1-48.7	23E	29%	£24,566.67	£4,913.33	£29,480.00	£210.00	£55.00	£29,745.00
	2.0 TSI EVO DSG-auto 190PS	P	152	38.7-42.2	TBC	33%	£26,058.33	£5,212.00	£31,270.00	£555.00	£55.00	£31,880.00
Estate XCELLENCE Lux	1.0 eTSI DSG-auto 110PS	AFV	130	45.6-49.6	18E	29%	£24,650.00	£4,930.00	£29,580.00	£170.00	£55.00	£29,805.00
	1.4 e-HYBRID DSG-auto 204PS	AFV	26	235.4-235.4	27E	10%	£31,270.83	£6,254.17	£37,525.00	£0.00	£55.00	£37,580.00
	1.5 TSI EVO 130PS	P	128	45.6-49.6	20E	28%	£24,154.17	£4,830.83	£28,985.00	£180.00	£55.00	£29,220.00
	1.5 TSI EVO 150PS	P	133	43.5-47.9	22E	29%	£24,762.50	£4,952.50	£29,715.00	£220.00	£55.00	£29,990.00
	1.5 eTSI DSG-auto 150PS	AFV	132	44.1-48.7	23E	29%	£25,812.50	£5,162.50	£30,975.00	£210.00	£55.00	£31,240.00
	2.0 TSI EVO DSG-auto 190PS	P	152	38.7-42.2	TBC	33%	£27,304.17	£5,461.00	£32,765.00	£555.00	£55.00	£33,375.00

*BIK value is based on WLTP CO₂'s and applicable from 06/04/2021.

The Recommended 'On The Road' price includes delivery charge to Retailer and number plates, one year's Road Fund Licence at the 1st year rate (£0 - £ 2,245 depending on the CO₂ output of the vehicle), and the new vehicle registration fee (£55). VAT is calculated at 20.0%. SEAT may change RRP's at any time (this includes where there are government changes in regulation and/or legislation). There may be a delay to any RRP displaying correctly on our materials. Always obtain prices from your chosen SEAT Retailer. Plug-in vehicles require mains electricity for charging. Figures for hybrid vehicles were obtained using a combination of battery power and fuel. Figures shown are for comparability purposes; only compare fuel consumption and CO₂ figures with other vehicles tested to the same technical procedures. These figures may not reflect real life driving results, which will depend upon a number of factors including the accessories fitted (post-registration), variations in weather, driving styles and vehicle load. Data correct as of June 2021. Figures quoted are for a range of configurations and are subject to change due to ongoing approvals/changes

3. Pick your colour.

Print and screen view do not provide an exact representation of colour.
Please refer to the paint colour moulds at your local SEAT Retailer.



White¹

SE SE Dyn FR FRS XC XCL



Emocion Red¹

SE SE Dyn FR FRS XC XCL



Urban Silver²

SE SE Dyn FR FRS XC XCL



Magnetic Grey²

SE SE Dyn FR FRS XC XCL



Nevada White²

SE SE Dyn FR FRS XC XCL



Desire Red²

FR FRS XC XCL



Midnight Black²

SE SE Dyn FR FRS XC XCL



Asphalt Blue²

SE SE Dyn FR FRS XC XCL

SE SE SE Dyn SE Dynamic FR FR FRS FR Sport XC XCELLENCE XCL XCELLENCE Lux ¹Non-metallic ²Metallic.

Equipment.

■ Standard □ Optional – Not available

	SE	SE Dynamic	FR	FR Sport	XCELLENCE	XCELLENCE Lux
Wheels and tyres						
16" 'Urban' alloy wheels with 205/55 R16 91V tyres	■	–	–	–	–	–
17" 'Dynamic' tri-spoke alloy wheels with 225/45 R17 91W tyres	–	■	–	–	–	–
17" 'Dynamic' bi-spoke alloy wheels with 225/45 R17 91W tyres	–	–	■	–	–	–
18" 'Performance' machined alloy wheels with 225/40 R18 92Y tyres	–	–	–	■	–	–
17" alloy wheels with 225/45 R17 91W tyres	–	–	–	–	■	–
18" Aerodynamic Performance alloy wheels (Nuclear grey) with 225/40 R18 92Y XL tyres	–	–	–	–	–	■
Emergency tyre repair kit	■	■	■	■	■	■
Tool kit (without jack)	■	■	■	■	■	■
Space saver spare wheel and jack	□	□	□	□	□	□

Equipment.

■ Standard – Not available

	SE	SE Dynamic	FR	FR Sport	XCELLENCE	XCELLENCE Lux
Exterior equipment						
Chrome roof rails (Estate only)	–	–	–	–	■	■
Dark tinted rear windows	–	■	■	■	■	■
Door mirrors (electrically adjustable and heated)	■	■	–	–	–	–
Door mirrors (electrically adjustable, folding and heated)	–	–	■	–	–	–
Door mirrors (electrically adjustable, folding, heated and memory)	–	–	–	■	■	■
FR Sports bumpers	–	–	■	■	–	–
LED Headlights and tail lights	■	■	–	–	–	–
LED Headlights with dynamic turn signals: Welcome light silhouette from exterior mirrors, LED headlights, Dynamic headlight range control ,LED taillights with dynamic turn signals, Rear Coast to Coast lighting	–	–	■	■	■	■
LED Front fog lamps with cornering function	■	■	■	■	■	■
LED rear fog lamps	■	■	■	■	■	■
Matt Black roof rails (Estate only)	■	■	■	■	–	–
Metallic paint	■	■	■	■	■	■
Rain sensing wipers	–	–	■	■	■	■
Separate daytime running light with automatic headlight control	■	■	–	–	–	–
Separate daytime running light with automatic headlight control and Coming Home feature (automatic)	–	–	■	■	■	■

Equipment.

■ Standard – Not available

	SE	SE Dynamic	FR	FR Sport	XCELLENCE	XCELLENCE Lux
Infotainment						
Digital cockpit	–	■	■	■	■	■
Full Link smartphone integration (Mirror Link, Wireless Apple CarPlay, Wired Google Android Auto)	■	■	■	■	■	■
Media System: 8.25" screen, DAB (Digital Audio Broadcasting) and AM/FM radio, Bluetooth® audio streaming and handsfree system, Steering wheel-mounted audio and phone controls	■	–	–	–	–	–
Media System Plus with Navigation: 10.0" smart touch display, USB Type C ports (two on SE dynamic, four DAB Digital Audio Broadcasting) and AM/FM radio, Bluetooth® audio streaming and handsfree system, Steering wheel-mounted audio and phone controls, Navigation system, Natural voice control	–	■	■	■	■	■
SEAT Connect: Safety, Service and Remote: Safety & Service: 10 year subscription included: Private emergency call, Breakdown call, Service scheduling Remote Access: 12 month subscription included: Driving data, Parking position, Remote lock and unlock, Anti-theft/area/speed alert	■	–	–	–	–	–
SEAT Connect: Safety, Service, Remote & Online: As per SEAT Connect: Safety, Service and Remote plus... Online infotainment: 12 month subscription included: Online map update, Online traffic information, Online route calculation, Parking and petrol stations	–	■	■	■	■	■
Seven Speakers	■	■	■	■	■	■
USB Type C (x2 in front)	■	–	–	–	–	–
USB Type C (x4 - 2 in front, 2 in rear)	–	■	■	■	■	■
Wireless phone charger	–	–	■	■	■	■
12v socket in loadspace (Estate only)	■	■	■	■	■	■

The SEAT Connect services can be operated only by using available public communication technologies. Please note that due to development of these technologies, especially mobile networks, SEAT cannot guarantee consistent availability in all countries for the duration of SEAT Connect services. Possible changes in technology may cause permanent unavailability of them.

Equipment.

■ Standard □ Optional – Not available

	SE	SE Dynamic	FR	FR Sport	XCELLENCE	XCELLENCE Lux
Interior equipment						
Dimming rear view mirror	■	■	–	–	–	–
Auto-dimming rear view mirror	–	–	■	■	■	■
Interior lighting (glovebox illuminated)	■	■	–	–	–	–
Ambient lighting (glovebox, footwell and single mono-colour)	–	–	■	■	■	■
Interior Wraparound lighting	–	–	□	■	□	■
Front centre armrest	–	■	■	■	■	■
Front and rear reading lights (four)	■	■	■	■	■	■
Sun visors with mirror	■	■	–	–	–	–
Sun visors with illuminated mirror	–	–	■	■	■	■

Equipment.

■ Standard – Not available

	SE	SE Dynamic	FR	FR Sport	XCELLENCE	XCELLENCE Lux
Seats and trim						
Black headlining	–	–	–	■	–	–
Grey headlining	■	■	–	–	–	–
Chrome interior detailing	■	■	■	■	■	■
Cloth upholstery	■	■	■	–	–	–
Driver and passenger seat manual height-adjustment	■	■	■	–	–	–
Driver seat manual lumbar adjustment	■	■	–	–	–	–
Front seats manual lumbar adjustment	–	–	■	–	–	–
Heated front seats	–	–	–	■	■	■
Illuminated front door sill	–	–	■	■	■	■
Leather flat bottomed, perforated steering wheel and leather gearstick (gearshift paddles replace leather gearstick on DSGs)	■	■	–	–	–	–
Leather flat bottomed, perforated steering (with red stitching and FR logo) and leather gearstick (gearshift paddles replace leather gearstick on DSGs)	–	–	■	–	–	–
Leather, heated steering wheel (gearshift paddles replace leather gearstick on DSGs)	–	–	–	■	■	■
Leather upholstery	–	–	–	–	–	■
Microsuede upholstery	–	–	–	■	■	–
Powered driver seat with memory and manual height-adjustment for passenger (Not available on eTSI engine)	–	–	–	■	■	■
Powered lumbar adjustment on driver side, manual on passenger side (Not available on eTSI engine)	–	–	–	■	■	■
Rear bench seats with 60/40 split	■	■	–	–	–	–
Rear bench seats with 60/40 split and armrest	–	–	■	■	■	■
Storage pockets on rear of front seats	■	■	■	■	■	■

Equipment.

■ Standard – Not available

	SE	SE Dynamic	FR	FR Sport	XCELLENCE	XCELLENCE Lux
Functional and mechanical						
12v power supply in centre console	■	■	■	■	■	■
Air conditioning	■	–	–	–	–	–
Charging cable (Mode 2) (e-HYBRID only) 10 amp	–	–	■	■	■	■
Charging cable (Mode 3) (e-HYBRID only) 16 amp	–	–	■	■	■	■
SEAT drive profile selection: Four different modes (Normal-Sport-Eco-Individual), Throttle response, Gear shifts mode (only DSG models)	–	–	■	■	–	–
Electro-mechanical power steering (speed-sensitive)	■	■	■	■	■	■
Electric front and rear windows	■	■	■	■	■	■
Electronic parking brake	■	■	■	■	■	■
Parking sensors (rear)	■	–	–	–	–	–
Park assist (including front and rear parking sensors)	–	■	■	■	■	■
Rear view camera	–	–	–	–	■	■
Start-stop and regenerative braking	■	■	■	■	■	■
Sports suspension	–	–	■	■	–	–
Three zone climate control	–	■	■	■	■	■
Virtual pedal with electric tailgate (Estate only)	–	–	–	–	–	■

Equipment.

■ Standard □ Optional – Not available

	SE	SE Dynamic	FR	FR Sport	XCELLENCE	XCELLENCE Lux
Safety and security						
Anti-theft alarm system, interior monitoring, backup horn, and towing protection	■	■	■	■	■	■
Brake control system (ESC and brake booster)	■	■	■	■	■	■
Cruise control with speed limiter	■	■	■	■	■	■
Driver and front passenger airbags with front passenger airbag deactivation, front side, curtain airbags	■	■	■	■	■	■
Extended safety system: Seat belt tensioner, window closure and hazard lights	■	■	■	■	■	■
Front assist: Forward collision warning braking reaction to vehicles, pedestrians and cyclists	■	■	■	■	■	■
Folding boot cover (Sliding on Estate)	■	■	■	■	■	■
Five headrests	■	■	■	■	■	■
KESY Go (Keyless start)	■	■	■	■	–	–
KESY Advanced: (Keyless start and keyless entry)	–	–	–	–	■	■
ISOFIX points in outer rear seats with top tether anchorage points	■	■	■	■	■	■
Lane Keeping System	■	■	■	■	■	■
Lockable tailgate	■	■	■	■	■	■
Safety and Driving Pack (M): Dynamic road sign display, Auto High Beam Assist, Predictive and adaptive cruise control with follow to stop and speed limiter	–	–	□	□	□	■
Safety and Driving Pack (L): Dynamic road sign display, Auto High Beam Assist, Predictive and adaptive cruise control with follow to stop and speed limiter, Side assist, exit assist and exit warning system	–	–	□	□	□	–
Safety and Driving Pack (XL): Dynamic road sign display, Auto High Beam Assist, Predictive and adaptive cruise control with follow to stop and speed limiter, Side assist, exit assist and exit warning system, Semi-autonomous vehicle control in an emergency, Heated Leather wrapped multi-function steering wheel with tiptronic	–	–	□	□	□	–
Seat belt reminder for front and rear seats	■	■	■	■	■	■
Tiredness recognition system	■	■	■	■	■	■
Tyre Pressure Monitoring System	■	■	■	■	■	■

Option prices.

■ Standard □ Optional – Not available

	SE	SE Dynamic	FR	FR Sport	XCELLENCE	XCELLENCE Lux	Basic price	VAT @ 20%	Recommended retail price
Wheels and tyres									
Space saver spare wheel (in lieu of standard repair kit) ¹	□	□	□	□	□	□	£95.83	£19.17	£115.00
Exterior equipment									
Tow bar pre-installation	□	□	□	□	□	□	£112.50	£22.50	£135.00
Electric towing hook	□	□	□	□	□	□	£583.33	£116.67	£700.00
Panoramic sunroof (5dr)	□	□	□	□	□	□	£800.00	£160.00	£960.00
Panoramic sunroof (Estate)	□	□	□	□	□	□	£816.67	£163.33	£980.00
Interior equipment									
Interior wraparound lighting (FR)	–	–	□	■	–	–	£220.83	£44.17	£265.00
Interior wraparound lighting (XCELLENCE)	–	–	–	–	□	■	£75.00	£15.00	£90.00
Functional equipment									
Safety and Driving Pack (M):									
Dynamic road sign display, Auto High Beam Assist, Predictive and adaptive cruise control with follow to stop and speed limiter	–	–	□	□	□	■	£183.33	£36.67	£220.00
Safety and Driving Pack (L):									
(requires interior wraparound lighting)									
Dynamic road sign display, Auto High Beam Assist, Predictive and adaptive cruise control with follow to stop and speed limiter, Side assist, exit assist and exit warning system	–	–	□	□	□	–	£512.50	£102.50	£615.00
Safety and Driving Pack (XL):									
(requires interior wraparound lighting and only available on DSG-auto engines) Dynamic road sign display, Auto High Beam Assist, Predictive and adaptive cruise control with follow to stop and speed limiter, Side assist, exit assist and exit warning system, Semi-autonomous vehicle control in an emergency, Heated Leather wrapped multi-function steering wheel with tiptronic	–	–	□	□	□	–	£658.33	£131.67	£790.00

¹Not available on e-HYBRID engines.

Vehicle excise duty.

All new vehicles are subject to a form of Vehicle Excise Duty (VED) based on the type of fuel the vehicle uses and its carbon dioxide (CO₂) emission level, measured in grammes per kilometre (g/km). The table below illustrates the duty you will pay based on the DVLA bandings.

12-month Road Fund Licence (RFL) rate for petrol and diesel cars: Cars registered on or after 1 April 2021

CO ₂ g/km	1st year rate – Petrol / Diesel	1st year rate – Alternative Fuel Vehicles (AFVs)
0	£0	£0
1	£10	£0
51	£25	£15
76	£115	£105
91	£140	£130
101	£160	£150
111	£180	£170
131	£220	£210
151	£555	£545
171	£895	£885
191	£1,345	£1,335
226	£1,910	£1,900
256	£2,245	£2,235

The standard rate for Petrol and Diesel is £155 and £145 for Alternative Fuel Vehicles. Please be aware vehicles with a list price (RRP), including options, higher than £40,000 will incur an additional £335 a year in vehicle tax, from the second time the vehicle is taxed.
For full details please refer to gov.uk/vehicle-tax-rate-tables

Benefit in kind tax.

How to calculate your liability

The BIK percentage value is based on the CO₂ emissions of the vehicle for the current tax year 2021/22.

BIK calculation example: Leon 5dr SE 1.0 TSI EVO 110PS

P11D value (OTR price less RFL and first registration fee) £20,170.00

WLTP CO₂ emissions (g/km) 125

Company car BIK tax based on CO₂ emission level 29%

Taxable BIK (for 2021/22 tax year):
29% of £20,170.00 £5,849.30

Annual Company Car Tax 2021/22 (@20% Income Tax)

20% of £5,849.30 £1,169.86 per annum

Monthly Company Car Tax 2021/22 (@20% Income Tax)

£1,169.86 divided by 12 £97.49 per month

5dr technical data.

	1.0 TSI EVO 110PS	1.0 eTSI EVO DSG-auto 110PS	1.4 e-HYBRID DSG-auto 204PS	1.5 TSI EVO 130PS	1.5 TSI EVO 150PS	1.5 eTSI EVO DSG-auto 150PS	2.0 TDI 115PS	2.0 TSI DSG-auto 190PS
Engine								
Type (cylinders / valves per cylinder)	3 / 4	3 / 4	4 / 4	4 / 4	4 / 4	4 / 4	4 / 4	4 / 4
Displacement (cc)	999	999	1395	1498	1498	1498	1968	1984
Bore and stroke (mm)	74.5 / 76.4	74.5 / 76.4	74.5 / 80	74.5 / 85.9	74.5 / 85.9	74.5 / 85.9	81.0 / 95.5	82.5 / 92.8
Compression ratio	11.5	11.5	10	12.5	10.5	10.5	16.0	12.2
Maximum power (kW (PS) / rpm) ¹	81 (110) / 5500	81 (110) / 5500	110 (150) / 5000-6000	96 (130) / 5000-6000	110 (150) / 5000-6000	110 (150) / 5000-6000	85 (115) / 2750-4250	140 (190) / 4200-6000
Maximum torque (Nm / rpm)	200 / 2000-3000	200 / 2000-3000	250 / 1550-3500	200 / 1400-4000	250 / 1500-3500	250 / 1500-3500	300 / 1600-2500	320 / 1500-4100
Fuel supply system	TSI Direct Injection	TSI Direct Injection	TSI Direct Injection	TSI Direct Injection	TSI Direct Injection	TSI Direct Injection	Direct injection: Common Rail	TSI Direct Injection
Fuel type	Unleaded petrol	Unleaded petrol	Unleaded petrol	Unleaded petrol	Unleaded petrol	Unleaded petrol	Diesel	Unleaded petrol
Emission control	RDE 2	RDE 2	RDE 2	RDE 2	RDE 2	RDE 2	RDE 2	RDE 2
Start/stop system	Yes	Yes	Yes	Yes	Yes	Yes	Yes	Yes

1. The maximum power output figures are quoted in PS (or Pferdestärke, which is the metric equivalent of horsepower). To convert from metric to imperial horsepower, divide the PS by 1.0139.

AdBlue®.
The use of AdBlue® helps the environment by reducing the number of harmful emissions created by diesel engines. For full details on fuel consumption, CO₂ figures and VED bands (Vehicle Excise Duty) please see page 27.

5dr technical data.

	1.0 TSI EVO 110PS	1.0 eTSI EVO DSG-auto 110PS	1.4 e-HYBRID DSG-auto 204PS	1.5 TSI EVO 130PS	1.5 TSI EVO 150PS	1.5 eTSI EVO DSG-auto 150PS	2.0 TDI 115PS	2.0 TSI DSG-auto 190PS
Electric Engine/Charging System								
Max Power (kw/PS)	-	-	85 (116)	-	-	-	-	-
Max Torque (nm)	-	-	330	-	-	-	-	-
Battery type	-	-	Li-ion	-	-	-	-	-
Battery capacity (ah)	-	-	59	-	-	-	-	-
Battery capacity (kw/h)	-	-	12,8	-	-	-	-	-
Battery voltage (v)	-	-	404	-	-	-	-	-
Battery cells	-	-	96 (8 modules, 12 cells each)	-	-	-	-	-
Charge type (AC/DC)	-	-	AC	-	-	-	-	-
Charging time AC 2.3kw (10amp) 0-100%	-	-	5hrs	-	-	-	-	-
Charging time AC 3.6kw (16amp) 0-100%	-	-	3hrs 33mins	-	-	-	-	-
Electric Consumption								
Electric consumption combined WLTP (kwh/100km)	-	-	14.3-15.2	-	-	-	-	-
Electric range WLTP (km)	-	-	66-60	-	-	-	-	-
Electric range WLTP (miles) based on lowest figure	-	-	41-37	-	-	-	-	-
System								
Max power (kw/ps)	-	-	150 (204)	-	-	-	-	-
Max torque (NM)	-	-	350	-	-	-	-	-

AdBlue®.
The use of AdBlue® helps the environment by reducing the number of harmful emissions created by diesel engines. For full details on fuel consumption, CO₂ figures and VED bands (Vehicle Excise Duty) please see page 27.

5dr technical data.

	1.0 TSI EVO 110PS	1.0 eTSI EVO DSG-auto 110PS	1.4 e-HYBRID DSG-auto 204PS	1.5 TSI EVO 130PS	1.5 TSI EVO 150PS	1.5 eTSI EVO DSG-auto 150PS	2.0 TDI 115PS	2.0 TSI DSG-auto 190PS
Performance								
Maximum speed (km/h)	197	192	220	208	217	217	200	231
Maximum speed (mph) ¹	122	119	137	129	135	135	124	144
Acceleration 0-62mph (s)	10.9	10.8	7.5	9.4	8.7	8.7	10.2	7.4
Transmission								
Gearbox type	6-speed manual	7-speed automatic	6-speed automatic	6-speed manual	6-speed manual	7-speed automatic	6-speed manual	7-speed automatic

1. Where law permits.

AdBlue®.
The use of AdBlue® helps the environment by reducing the number of harmful emissions created by diesel engines. For full details on fuel consumption, CO₂ figures and VED bands (Vehicle Excise Duty) please see page 27.

5dr technical data.

	1.0 TSI EVO 110PS	1.0 eTSI EVO DSG-auto 110PS	1.4 e-HYBRID DSG-auto 204PS	1.5 TSI EVO 130PS	1.5 TSI EVO 150PS	1.5 eTSI EVO DSG-auto 150PS	2.0 TDI 115PS	2.0 TSI DSG-auto 190PS
Fuel consumption¹ (WLTP)								
Combined mpg range	47.1-51.4	45.6-51.4	235.4-256.8	44.8-51.4	44.1-48.7	44.8-49.6	60.1-65.7	39.2- 42.2
Trim & emission (WLTP) CO₂ (g/km)								
SE	125	125	–	124	–	–	113	–
SE Dynamic	127	128	–	127	–	–	116	–
FR	127	128	25	127	131	131	–	–
FR Sport	–	128	26	128	132	132	–	153
XCELLENCE	–	129	25	128	132	132	–	152
XCELLENCE Lux	–	129	26	129	131	131	–	154
Chassis								
Front suspension	Independent type McPherson, coil springs and hydraulic shock absorber							
Rear suspension	Semirigid axle (≤110kW) / Multilink axle (>110kW and PHEV), coil springs and hydraulic shock absorber							
Steering system	R-EPS (Rack Electric Power System), Versions w. DCC: R-EPS Progressive steering							
Turning circle diameter [wall to wall] (m)	10,5 / 11,2 [between walls]							
Braking system								
Anti-lock Braking System (ABS)	Dual hydraulic circuit and brake system diagonal split with brake booster							
Type (front/rear)	Front ventilated disc brakes and rear solid disc brakes							
Front discs (mm)	288 x 25	288 x 25	312 x 25	288 x 25	288 x 25	288 x 25	288 x 25	312 x 25
Rear discs (mm)	272 x 10	272 x 10	272 x 10	272 x 10	272 x 10	272 x 10	272 x 10	272 x 10

1. Figures shown are for comparability purposes; only compare fuel consumption and CO₂ figures with other vehicles tested to the same technical procedures. These figures may not reflect real life driving results, which will depend upon a number of factors including the accessories fitted (post-registration), variations in weather, driving styles and vehicle load. Data correct at 22/06/21. Figures quoted are for a range of configurations and are subject to change due to ongoing approvals/changes

AdBlue®.
The use of AdBlue® helps the environment by reducing the number of harmful emissions created by diesel engines. For full details on fuel consumption, CO₂ figures and VED bands (Vehicle Excise Duty) please see page 27.

5dr technical data.

	1.0 TSI EVO 110PS	1.0 eTSI EVO DSG-auto 110PS	1.4 e-HYBRID DSG-auto 204PS	1.5 TSI EVO 130PS	1.5 TSI EVO 150PS	1.5 eTSI EVO DSG-auto 150PS	2.0 TDI 115PS	2.0 TSI DSG-auto 190PS
Weights								
Kerb weight [with driver] (kg)	1279	1330	1614	1318	1330	1361	1393	1457
Permissible gross weight (kg)	1750	1860	2060	1860	1870	1900	1930	1970
Max. towing weight without brake (kg)	630	660	750	650	660	680	690	720
Max. towing weight with brake 8% (kg)	1500	1500	1700	1700	1700	1700	1800	1800
Max. towing weight with brake 12% (kg)	1300	1300	1500	1400	1500	1500	1500	1600

Dimensions Leon 5dr								
Boot capacity (l)	380	380	270	380	380	380	380	380
Fuel tank capacity (l)	45	45	40	45	45	45	45	50



Estate technical data.

	1.0 TSI 110PS	1.0 eTSI DSG-auto 110PS	1.4 e-HYBRID DSG-auto 204PS	1.5 TSI 130PS	1.5 TSI 150PS	1.5 eTSI DSG-auto 150PS	2.0 TDI 115PS	2.0 TSI DSG-auto 190PS
Engine								
Type (cylinders / valves per cylinder)	3 / 4	3 / 4	4 / 4	4 / 4	4 / 4	4 / 4	4 / 4	4 / 4
Displacement (cc)	999	999	1395	1498	1498	1498	1968	1984
Bore and stroke (mm)	74.5 / 76.4	74.5 / 76.4	74.5 / 80	74.5 / 85.9	74.5 / 85.9	74.5 / 85.9	81.0 / 95.5	82.5 / 92.8
Compression ratio	11.5	11.5	10	12.5	10.5	10.5	16.0	12.2
Maximum power (kW [PS] / rpm) ¹	81 (110) / 5500	81 (110) / 5500	110 (150) / 5000-6000	96 (130) / 5000-6000	110 (150) / 5000-6000	110 (150) / 5000-6000	85 (116) / 2750-4250	140 (190) / 4200-6000
Maximum torque (Nm / rpm)	200 / 2000-3000	200 / 2000-3000	250 / 1550-3500	200 / 1400-4000	250 / 1500-3500	250 / 1500-3500	300 / 1600-2500	320 / 1500-4100
Fuel supply system	TSI Direct Injection	TSI Direct Injection	TSI Direct Injection	TSI Direct Injection	TSI Direct Injection	TSI Direct Injection	Direct Injection	TSI Direct injection
Fuel type	Unleaded petrol	Unleaded petrol	Unleaded petrol	Unleaded petrol	Unleaded petrol	Unleaded petrol	Diesel	Unleaded petrol
Emission control	RDE 2	RDE 2	RDE 2	RDE 2	RDE 2	RDE 2	RDE 2	RDE 2
Start/stop system	Yes	Yes	Yes	Yes	Yes	Yes	Yes	Yes

1. The maximum power output figures are quoted in PS (or Pferdestärke, which is the metric equivalent of horsepower). To convert from metric to imperial horsepower, divide the PS by 1.0139.

AdBlue®.
The use of AdBlue® helps the environment by reducing the number of harmful emissions created by diesel engines. For full details on fuel consumption, CO₂ figures and VED bands (Vehicle Excise Duty) please see page 27.

Estate technical data.

	1.0 TSI 110PS	1.0 eTSI DSG-auto 110PS	1.4 e-HYBRID DSG-auto 204PS	1.5 TSI 130PS	1.5 TSI 150PS	1.5 eTSI DSG-auto 150PS	2.0 TDI 115PS	2.0 TSI DSG-auto 190PS
Electric Engine/Charging System								
Max Power (kw/PS)	-	-	85 (116)	-	-	-	-	-
Max Torque (nm)	-	-	330	-	-	-	-	-
Battery type	-	-	Li-ion	-	-	-	-	-
Battery capacity (ah)	-	-	404	-	-	-	-	-
Battery capacity (kw/h)	-	-	59	-	-	-	-	-
Battery voltage (v)	-	-	12,8	-	-	-	-	-
Battery cells	-	-	96 (8 modules, 12 cells each)	-	-	-	-	-
Charge type (AC/DC)	-	-	AC	-	-	-	-	-
Charging time AC 2.3kw (10amp) 0-100%	-	-	5hrs	-	-	-	-	-
Charging time AC 3.6kw (16amp) 0-100%	-	-	3hrs 33mins	-	-	-	-	-
Electric Consumption								
Electric consumption combined WLTP (kwh/100km)	-	-	14.4-15.2	-	-	-	-	-
Electric range WLTP (km)	-	-	65-60	-	-	-	-	-
Electric range WLTP (miles) based on lowest figure	-	-	40-37	-	-	-	-	-
System								
Max power (kw/ps)	-	-	150 (204)	-	-	-	-	-
Max torque (NM)	-	-	350	-	-	-	-	-

AdBlue®.
The use of AdBlue® helps the environment by reducing the number of harmful emissions created by diesel engines. For full details on fuel consumption, CO₂ figures and VED bands (Vehicle Excise Duty) please see page 27.

Estate technical data.

	1.0 TSI 110PS	1.0 eTSI DSG-auto 110PS	1.4 e-HYBRID DSG-auto 204PS	1.5 TSI 130PS	1.5 TSI 150PS	1.5 eTSI DSG-auto 150PS	2.0 TDI 115PS	2.0 TSI DSG-auto 190PS
Performance								
Maximum speed (km/h)	199	199	220	209	218	218	200	233
Maximum speed (mph) ¹	124	124	137	130	135	135	124	145
Acceleration 0-62mph (s)	11.2	10.9	7.7	9.7	8.9	8.7	10.5	7.6
Transmission								
Gearbox type	6-speed manual	7-speed automatic	6-speed automatic	6-speed manual	6-speed manual	7-speed automatic	6-speed manual	7-speed automatic

1. Where law permits.

AdBlue®.
The use of AdBlue® helps the environment by reducing the number of harmful emissions created by diesel engines. For full details on fuel consumption, CO₂ figures and VED bands (Vehicle Excise Duty) please see page 27.

Estate technical data.

	1.0 TSI 110PS	1.0 eTSI DSG-auto 110PS	1.4 e-HYBRID DSG-auto 204PS	1.5 TSI 130PS	1.5 TSI 150PS	1.5 eTSI DSG-auto 150PS	2.0 TDI 115PS	2.0 TSI DSG-auto 190PS
Fuel consumption¹ (WLTP)								
Combined mpg range	46.3-51.4	45.6-50.4	235.4-256.8	45.6-51.4	43.5-48.7	44.1-48.7	58.9-65.7	38.7-42.2
Trim & emission (WLTP) CO₂ (g/km)								
SE	126	126	–	125	–	–	114	–
SE Dynamic	129	130	–	128	–	–	116	151
FR	128	129	26	128	132	131	–	152
FR Sport	–	130	27	129	133	132	–	152
XCELLENCE	–	130	26	129	133	132	–	152
XCELLENCE Lux	–	130	26	128	133	132	–	152
Chassis								
Front suspension	Independent type McPherson, coil springs and hydraulic shock absorber							
Rear suspension	Semirigid axle (≤110kW) / multi-link axle (>110kW and PHEV), coil springs and hydraulic shock absorber							
Steering system	R-EPS (Rack Electric Power System)							
Turning circle diameter [wall to wall] (m)	10,5 / 11,2 (between walls)							
Braking system								
Anti-lock Braking System (ABS)	Dual hydraulic circuit and brake system diagonal split with brake booster							
Type (front/rear)	Front ventilated disc brakes and rear solid disc brakes							
Front discs (mm)	288 x 25	288 x 25	312 x 25	288 x 25	288 x 25	288 x 25	312 x 25	312 x 25
Rear discs (mm)	272 x 10	272 x 10	272 x 10	272 x 10	272 x 10	272 x 10	253 x 10	272 x 10

1. Figures shown are for comparability purposes; only compare fuel consumption and CO₂ figures with other vehicles tested to the same technical procedures. These figures may not reflect real life driving results, which will depend upon a number of factors including the accessories fitted [post-registration], variations in weather, driving styles and vehicle load. Data correct at 22/06/2021. Figures quoted are for a range of configurations and are subject to change due to ongoing approvals/changes.

AdBlue®.

The use of AdBlue® helps the environment by reducing the number of harmful emissions created by diesel engines. For full details on fuel consumption, CO₂ figures and VED bands (Vehicle Excise Duty) please see page 27.

Estate technical data.

	1.0 TSI 110PS	1.0 eTSI DSG-auto 110PS	1.4 e-HYBRID DSG-auto 204PS	1.5 TSI 130PS	1.5 TSI 150PS	1.5 eTSI DSG-auto 150PS	2.0 TDI 115PS	2.0 TSI DSG-auto 190PS
Weights								
Kerb weight [with driver] (kg)	1332	1373	1658	1362	1374	1410	1436	1503
Permissible gross weight (kg)	1900	1950	2080	1960	1960	2000	2030	2050
Max. towing weight without brake (kg)	630	680	750	680	680	700	710	750
Max. towing weight with brake 8% (kg)	1500	1500	1700	1700	1700	1700	1800	1800
Max. towing weight with brake 12% (kg)	1300	1300	1500	1400	1500	1500	1500	1600

Dimensions Leon Estate								
Boot capacity (l)	620	620	470	620	620	620	620	620
Fuel tank capacity (l)	45	45	40	45	45	45	45	50

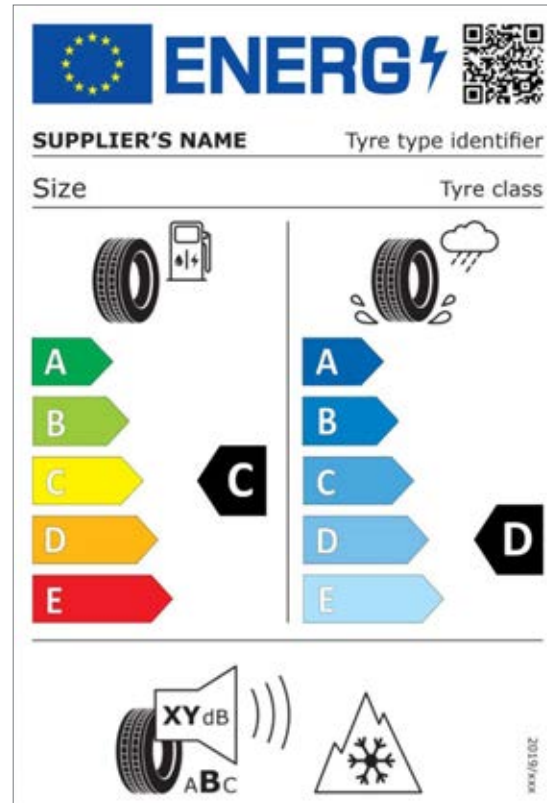


Your tyre label.

They may not be the first part of your SEAT you notice, but your tyres play a vital role in keeping you on the road. Your EU tyre label tells you everything you need to know.

You'll see detailed information on your tyres and their technical specifications on the SEAT online car configurator. Click **here** to start building your SEAT now.

Due to the variation of tyres that may be fitted during production, the configurator will show multiple tyre labels. It is not possible to select a specific tyre when ordering a vehicle.



Fuel efficiency

This is a measure of 'rolling resistance' – in other words, the amount of energy lost through motion. The lower the rolling resistance, the lower your fuel consumption, with tyres rated as class A being the most efficient.

Wet grip

Rigorous testing ensures your tyres give great handling and performance in all conditions. Wet grip specifically measures how well you can brake in wet conditions, with grade A giving the shortest stopping distance.

External noise

Tyres are carefully measured so you know exactly how much noise they'll make while driving. If decibels don't mean a lot to you, don't worry. Each tyre also falls into a noise class A being the quietest and C the loudest.

Warranties & service plans.

☐ Optional

Extended Warranties		All trims	Basic price	VAT @ 20%	Recommended retail price
When you buy a new SEAT it is covered by a 3 year/60,000 miles manufacturer warranty. You can extend this cover, with a 4 year/75,000 miles or 5 year/90,000 miles SEAT Extended Manufacturer Warranty, and get the same level of cover. It is fully transferable to a new owner if you decided to sell your SEAT.	4 years/75,000 miles	<input type="checkbox"/>	£225.00	£45.00	£270.00
Please note: The SEAT Extended Manufacturer Warranty is only available at the time of ordering a new SEAT.	5 years/90,000 miles	<input type="checkbox"/>	£375.00	£75.00	£450.00

Extended Warranty for existing owners: If your existing warranty is about to expire, or if you haven't already got one in place, our Extended Warranty* is designed to protect you. For a quote, visit insurewithseat.co.uk

*SEAT Financial Services is a trading name of Volkswagen Financial Services (UK) Limited. SEAT Extended Warranty is sold and administered by Lawshield UK and underwritten by Volkswagen Versicherung AG. Terms, conditions, and eligibility criteria apply.

Service plan		All trims	Upfront payment	or	Monthly cost
New Fixed Price Service Plans are available for cars up to 12 months. You always know where you are with our fixed price plans which are inflation proof. Available at participating SEAT Retailers.	Includes 1st and 2nd service	<input type="checkbox"/>	£414.00		24 monthly payments of £17.25
Go to seat.co.uk/bookservice					
Prices are subject to change.					

The SEAT Warranty

Three-year Warranty.

All new SEAT's registered in the UK come with a three year/60,000 miles warranty, which protects your car against the failure of most mechanical and electrical components due to manufacturing defects. This comprises a two-year manufacturer's warranty with unlimited mileage plus a further one-year/60,000 (whichever is soonest).

Retailer Warranty.

Should the mileage exceed 60,000 miles within the first two years, the manufacturer's two-year warranty will still be valid. If an additional warranty for subsequent years or higher mileage is desired, it may be purchased from an authorised SEAT Retailer or repairer, however, this additional warranty must be purchased before the mileage reaches 60,000. Cover is subject to the car being serviced and maintained according to the manufacturer's technical guidelines.

Full details of the three-year warranty are available from your SEAT Retailer or repairer.

Warranties & service plans.

SEAT Extended Manufacturer Warranty

If you take out a SEAT Extended Manufacturer Warranty before your new car is registered, you'll get exactly the same level of cover as the three year warranty, but for up to five years. You can choose a SEAT Extended Manufacturer Warranty to last until the end of the 4th year/up to 75,000 miles or until the end of the 5th year/up to 90,000 miles (whichever is soonest). Please note: SEAT Extended Manufacturer Warranty products are only available at the time of ordering your new SEAT.

High voltage battery warranty for full electric and Hybrid SEAT vehicles

SEAT guarantees 8 years of battery lifetime and/or 100,000 miles driving distance, whichever comes first. The reduction of the battery's capacity over time is conditioned by the component itself and does not represent a fault from a warranty point of view. Please consult your authorised SEAT Retailer or repairer for full warranty details.

Three-year Paint Warranty

The paintwork of all models featured in this price list is covered against manufacturing defects for a period of three years. Naturally, the vehicle must be cared for in compliance with the operating instructions which will be found in your vehicle handbook. Please consult your authorised SEAT Retailer or repairer for full warranty details.

Twelve-year Body Protection Warranty

The internal body sections and panels of the models featured in this price list are covered against rusting through from the outside for twelve years. Naturally, the vehicle must be cared for in compliance with the operating instructions which will be found in your vehicle handbook. Please consult your authorised SEAT Retailer or repairer for full warranty details.

SEAT Parts Warranty

SEAT parts and accessories supplied after new vehicle delivery are covered by our 24 months parts warranty.

SEAT Car Insurance

Complimentary drive away cover

We want you to start enjoying your car from day one, and with our 5 day Drive Away Insurance you can. Our comprehensive cover is designed specifically for SEAT drivers, and offers many features and benefits as standard. To activate, simply call 0345 246 3519. If you are eligible, we will also provide you with an annual quotation giving you the option to purchase 12 months cover. Subject to eligibility. Five day drive away insurance cannot be used in conjunction with any other insurance offer.

Annual Car Insurance

If you take out a new SEAT Car Insurance* policy, you will receive the following benefits as standard:

- SEAT Approved Repairs carried out by SEAT Approved technicians using only Genuine Parts and Paints
- Guaranteed courtesy car
- Windscreen cover
- Uninsured driver promise
- 24hr accident recovery
- Personal accident cover
- Personal belongings cover
- Child seat replacement

For more information or to get a quote, please visit insurewithseat.co.uk or alternatively call us on 0345 877 6555. We're available Monday to Friday 8am-8pm and Saturday 9am-5pm.

SEAT Roadside Assistance (including European cover)

Any new SEAT purchased and registered in the UK from an authorised SEAT Retailer, is covered free by SEAT Assistance (including European cover) for roadside repairs or recovery to an authorised repairer for a term of two years. Terms and conditions apply.

Specifications

Specifications refer to Model Year 2022. While SEAT makes every effort to make sure that specifications are accurate at time of going to press (06/2021), you should always check details with your SEAT Retailer as there may have been changes in view of SEAT's policy of continuous product improvement. The right is reserved to change specification and colour at any time. The information in this price list can therefore be given as guidance only.

*SEAT Car Insurance is underwritten by U K Insurance Limited. Registered Office: The Wharf, Neville Street, Leeds LS1 4AZ. Registered in England and Wales No. 1179980. U K Insurance Limited is authorised by the Prudential Regulation Authority and regulated by the Financial Conduct Authority and the Prudential Regulation Authority. Calls may be recorded. SEAT Financial Services is a trading name of Volkswagen Financial Services (UK) Limited ("VWFS UK"), registered in England and Wales No.2835230 (registered office: Brunswick Court, Yeomans Drive, Blakelands, Milton Keynes MK14 5LR). Volkswagen Insurance Service (Great Britain) Ltd is an appointed representative of VWFS UK. VWFS UK is authorised and regulated by the Financial Conduct Authority, registration number 311988. Authorisation details for both organisations can be checked on the Financial Services Register by visiting fca.org.uk. VWFS UK and U K Insurance Limited are not part of the same corporate group.



SEAT is committed to a policy of continuous product development and reserves the right to make changes to specifications, colours and prices without notice. The information in this brochure can therefore be given as guidance only. While SEAT makes every effort to ensure that specifications are accurate at the time of publication, you should always check with your authorised SEAT Partner for the latest information. Due to limitations of the printing process the colours reproduced in this brochure may vary slightly from the actual paint colour and material. This vehicle and all its parts, as well as the original spares, were designed according to the Legal Regulations governing the prevention and minimisation of Environmental Impact, through the use of recycled/recyclable materials, with measures taken to achieve suitable recycling for the conservation and improvement of environmental quality.

Published in the UK, June 2021.

seat.co.uk