



Renault TRAFIC



1st April 2021

A TRAFIC for every profession

Instantly distinguishing Renault TRAFIC is a more expressive front-end design, with full-LED headlights (standard from Sport) incorporated into the C-shaped lighting signature that represents the identity of the Renault brand. A bolder grille, with details such as a chrome finishing strip, plus a new 'Urban Grey' colour complete the revised styling.

Renault TRAFIC has been reinvented in order to meet your specific needs. In its various versions, from the Panel Van to the Crew Van, you will find the one which will help you achieve the best performance. In addition to its remarkable loading capacities, it now has an updated design, a 2.0l engine and an automatic gearbox which makes for an even smoother driving experience.






BLACK EDITION

Statement made.

First impressions count. But you know that. It's what sets your business apart. Show you've arrived in Black Edition. 17" 'Cyclade' black alloy wheels and piano black front grille project a distinctive style. Climb into the cabin and the controls you need fall easily to hand. Parking is made effortless thanks to the rear parking camera.





A 'Mobile Office' on wheels

The Renault TRAFIC has been specifically designed to meet your professional needs and provide you the ability to have a truly 'Mobile Office', packed with clever solutions. From tablet and smartphone cradles, to hidden laptop storage, we aim to keep you connected even when on the go. The cabin area is spacious and comfortable, creating optimal driving conditions with ergonomic seats with lumbar adjustment and adjustable steering wheel all available. It is not lacking in useful storage: 90l, including a large 54l compartment hidden under the passenger bench seat, allow you to have everything within easy reach.



Adapted to your team and your load

Whether it's people or goods, Renault TRAFIC takes care of everything! With a class-leading loading length of 4.15 m (using the load-through bulkhead under the passenger bench seat) and an effective load volume of up to 8.6 m³ in the high-roof version, it can transport all materials, tools and large or cumbersome objects! The large sliding side door and the rear doors which can open up to 255° facilitate access to the loading area. Do you need to take your team with you? The Crew Van version can comfortably seat up to six people. Combine business with pleasure with Renault TRAFIC.




Drive with peace of mind

To simplify your business trips and make them safer and stress-free, Renault TRAFIC is equipped with practical driving aids to help keep you safe. To make parking easier, use the front and rear parking sensor system - the rear parking camera is built into the rear-view mirror. The wide view mirror integrated into the passenger sun visor allows you to view the rear blind spot area for increased safety. Cornering lights combined with fog lights increase visibility on winding roads. Renault TRAFIC takes care of your comfort and safety.

1. Optional on all versions
2. Standard from Sport





Drive anywhere in any weather

Do you drive all the time on different types of terrain and sometimes on bad roads? To meet occasional demands for enhanced traction and help you deal with poor driving conditions, Renault has developed new technology: Grip Xtend. This technology improves the adaptability of your utility vehicle on difficult roads, such as unpaved or muddy tracks. The onboard computer recovers data from the wheels to optimise the vehicle's performance. When grip is lost, it adapts engine power to each wheel to improve the grip and manoeuvrability of the vehicle.



Colours

Glacier White ^(S)



Magma Red ^(S) (1)



Urban Grey ^(S)



Mercury ^(M)



Jet Black ^(M)



Panorama Blue ^(M)



Slate Grey ^(M) (2)



	Glacier White (369)	Magma Red (NNS)	Urban Grey (KPW)	Mercury (D69)	Jet Black (D68)	Panorama Blue (J43)	Slate Grey (KNA)
Business	●	●	●	○	○	○	○
Business +	●	●	●	○	○	○	○
Sport	●	●	●	●	●	●	●
Black Edition	●	-	●	●	●	-	●

● = Standard (therefore no cost) ○ = Optional - = Not available

(S) Solid paint (M) Metallic paint (1) Not available with body coloured bumpers (2) Not available on high roof versions

Every effort has been made to ensure that the information, descriptions, and images were correct at the time of publication however images may not always reflect the exact version selected. It should be noted that limitations on screen do not permit the subtle paintwork shades on this page to be shown with absolute accuracy.

Standard features

BUSINESS



16" 'Delos' wheels



Kompo



Technology

- DAB radio with Bluetooth, USB socket and AUX input with 2x15W speakers
- 12v power socket (front)
- 6 speed gearbox with gear shift indicator
- Trip computer

Interior

- Closed glove box
- Driver's seat with armrest - height adjustable, lumbar adjustment
- Steering wheel - reach and rake adjustment
- Electric front windows - driver's side one-touch descending
- Passenger bench seat
- 'Kompo' upholstery

Exterior

- Halogen headlights and daytime running lights
- Left side loading door - unglazed
- 80-litre fuel tank
- 20-litre AdBlue tank
- Door mirrors - heated with electric adjustment and external temperature sensor
- 16" steel wheels with large wheel stylers
- Rear doors - unglazed, 180°
- Roof bar fixings
- Spare wheel with anti-theft spare wheel holder

Safety and security

- ESC (Electronic Stability Control) with HSA (Hill Start Assist) and Grip Xtend
- Anchorage points: 16 for short wheelbase (SWB) and 18 for long wheelbase (LWB)
Weight allowed per anchorage point: approximately 500kg
- Full-steel bulkhead
- Alarm (perimeter)
- ABS with EBD (Electronic Brake force Distribution)
- Electronic immobiliser
- Key - 3 button with selective opening
- Deadlocking
- Airbag - driver
- Seatbelts - 3 point height-adjustable seatbelts with pretensioners and load limiters
- 4 disc brakes

Crew Van adds

- 2nd row of 3 passenger bench seat
- Glazed bulkhead
- Left and right side loading doors - glazed
- Plastic side panels up to windows

Standard features

BUSINESS+ (in addition to BUSINESS)



16" 'Delos' wheels



Kompo



Interior

- Manual air conditioning and pollen filter
- Passenger bench seat with underseat storage
- Mobile Office (fold down middle passenger seat, with detachable A4 clipboard and laptop storage)

Exterior

- Body coloured door rail and rear tail light column with chrome grille

Safety and security

- Full steel bulkhead with load-through facility
- Rear parking sensors

Standard features

SPORT (in addition to BUSINESS+)



17" 'Cyclade' alloy wheels



Java



Technology

- Automatic headlights and wipers

Interior

- Leather steering wheel
- Premium dashboard with closable upper dashboard storage
- 'Java' upholstery
- 2 spot reading lights (driver/passenger)
- Smartphone cradle

Exterior

- C-shaped LED headlights and LED daytime running lights
- Metallic paint
- Body coloured front bumper and door mirrors
- 17" 'Cyclade' alloy wheels

Safety and security

- Front fog lights
- Cruise control and speed limiter

Crew Van adds

- 2nd row of 3 passenger seats:
- Individual seats with adjustable headrests, ISOFIX (left & right seat), 2 armrests and underseat storage
- Left and right side loading doors - glazed with opening windows

Standard features

BLACK EDITION (in addition to SPORT)



17" 'Cyclade' black alloy wheels



Java




Technology

- Rear parking camera


Exterior

- 17" 'Cyclade' black alloy wheels
- Body-coloured side mouldings
- Piano black front grille
- Piano black styling blade in lower grille
- 'Black Edition' aluminium rear badge
- 'Black Edition' decals

Upholstery and wheel trims



Kompo



Java

Wheels



16" 'Delos' wheels



17" 'Cyclade' alloy wheels



17" 'Cyclade' black alloy wheels

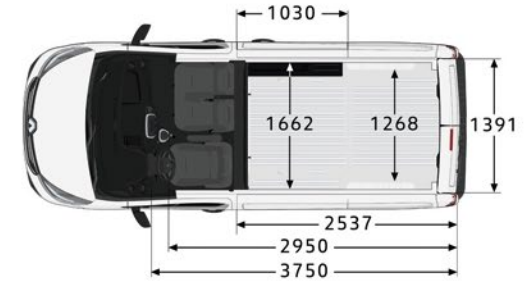
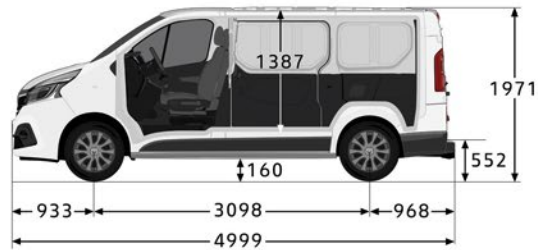
Wheels and Tyres

TYPE OF TYRES

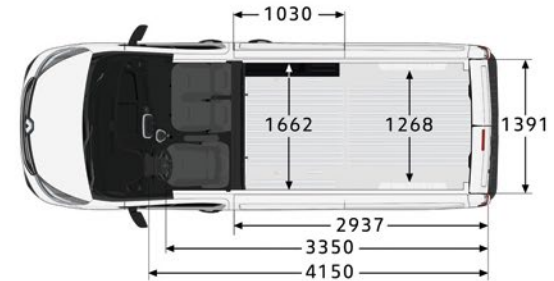
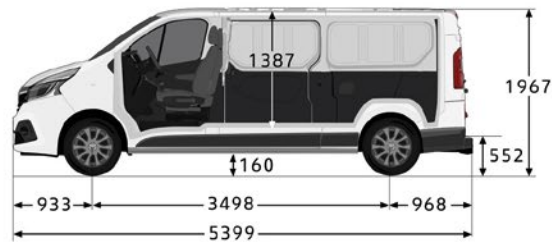
Tyre/wheel size	Summer tyres			All-weather tyres	
	205/65 R16.	215/65 R16	215/60 R17	215/65 R16	
Make	Goodyear EfficientGrip Cargo	Bridgestone Duravis R660 Eco	Goodyear EfficientGrip Cargo	Goodyear EfficientGrip Cargo	Continental Vanco Four Seasons
Fuel efficiency class	B	B	B	B	C
Wet grip class	A	A	A	A	A
Exterior noise (dB)	69	72	70	69	73

Dimensions

L1H1 van



L2H1 van



H1 Van DIMENSIONS (mm)

	L2H1
Usable volume (m ³)	6
Outside dimensions	
Overall length	5,399
Overall width without/with door mirrors	1,956/2,283
Unladen height	1,967
Wheelbase	3,498
Front overhang	933
Rear overhang	968
Loading area	
Width x length of the bench hatch	510 x 222
Loading length on floor	2,937
Usable length on floor (including load-through facility)	3,350
Usable length on floor (including load-through facility into footwell)	4,150
Usable length 400 mm from the floor	2,937
Usable length 1 m from the floor	2,650
Maximum interior width	1,662
Width between wheel arches	1,268
Usable height	1,387
Sliding side door(s)	
Sliding side door entry width 600 mm from floor	907
Sliding side door entry width 100 mm from floor	1,030
Sliding side door entry height	1,284

DIMENSIONS H1 Van (mm) (cont.)

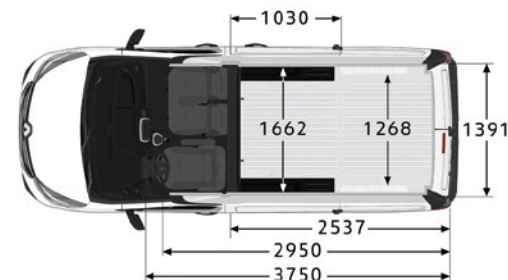
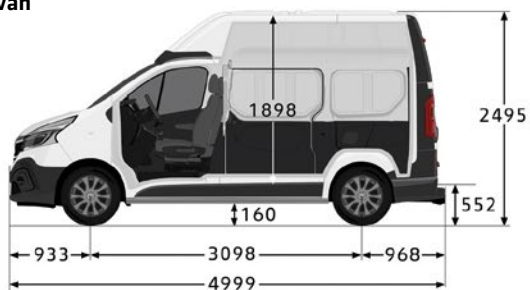
	L2H1
Rear door	
Entry width 70 mm from floor	1,391
Entry height	1,320
Loading sill	552
Ground clearance	160

VAN WEIGHTS AND LOADS (kg)

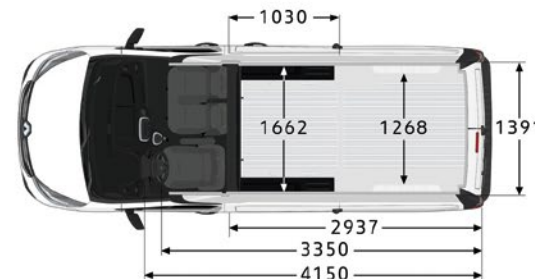
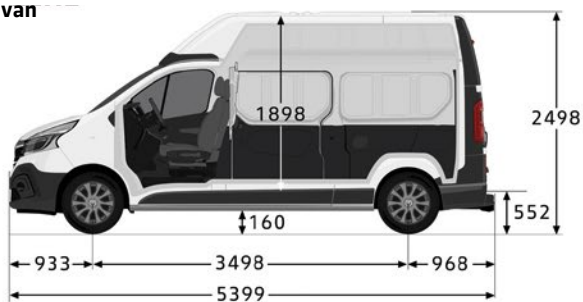
Version	L1H1		L2H1
	SL28	SL30	LL30
Gross vehicle weight*	2,835 - 2,860	2,955 - 2,985	3,050 - 3,070
Kerb weight*	1,757 - 1,824	1,757 - 1,810	1,810 - 1,877
Max. payload*	1,036 - 1,078	1,170 - 1,198	1,193 - 1,240
Roof payload	200		
Max. load on front axle*	1,387 - 1,625	1,387 - 1,625	1,387 - 1,625
Max. load on rear axle*	1,448 - 1,650	1,448 - 1,650	1,448 - 1,650
Max. trailer weight (braked/unbraked)	2,000/750	2,000/750	2,000/750

* Depending on engine and trim level

L1H2 van



L2H2 van



H2 Van DIMENSIONS (mm)

	L1H2	L2H2
Usable volume (m ³)	7.2	8.6
Outside dimensions		
Overall length	4,999	5,399
Overall width without/with door mirrors	1,956/2,283	1,956/2,283
Unladen height	2,495	2,498
Wheelbase	3,098	3,498
Front overhang	933	933
Rear overhang	968	968
Loading area		
Width x length of the bench hatch	510 x 222	510 x 222
Loading length on floor	2,537	2,937
Usable length on floor (including load-through facility)	2,950	3,350
Usable length on floor (including load-through facility into footwell)	3,750	4,150
Usable length 400 mm from the floor	2,537	2,937
Usable length 1 m from the floor	2,250	2,650
Maximum interior width	1,662	1,662
Width between wheel arches	1,268	1,268
Usable height	1,898	1,898
Sliding side door(s)		
Sliding side door entry width 600 mm from floor	907	907
Sliding side door entry width 100 mm from floor	1,030	1,030
Sliding side door entry height	1,284	1,284

DIMENSIONS H2 Van (mm) (cont.)

	L1H2	L2H2
Rear door		
Entry width 70 mm from floor	1,391	1,391
Entry height	1,820	1,820
Loading sill	552	552
Ground clearance	160	160

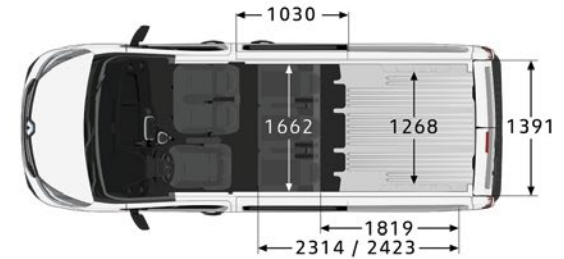
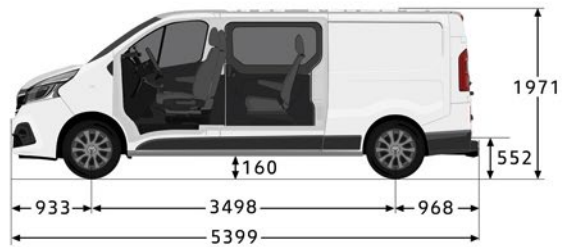
H2 VAN WEIGHTS AND LOADS (kg)

	L1H2	L2H2
Version	SH30	LH30
Gross vehicle weight*	2,995	3,070
Kerb weight*	1,881 - 1,903	1,925 - 1,947
Max. payload*	1,092 - 1,114	1,123 - 1,145
Roof payload	150	
Max. load on front axle	1,437	1,516
Max. load on rear axle	1,558	1,554
Max. trailer weight (braked/unbraked)	2,000/750	2,000/750

*Depending on engine and trim level

Dimensions

Crew Van L2H1



DIMENSIONS Crew Van (mm)

	L2H1
Usable volume (m ³)	4.0
Outside dimensions	
Overall length	5,399
Overall width without/with door mirrors	1,956/2,283
Unladen height	1,967
Wheelbase	3,498
Front overhang	933
Rear overhang	968
Loading area	
Height x width of opening under bench seat	
Usable length 30 mm from floor (up to 222 mm)	2,314 to 2,423
Usable length 400 mm from the floor	1,819
Usable length 1.1 m from the floor	1,740
Maximum interior width	1,662
Width between wheel arches	1,268
Usable height	1,387
Sliding side door(s)	
Sliding side door entry width 600 mm from floor	907
Sliding side door entry width 100 mm from floor	1,030
Sliding side door entry height	1,284

DIMENSIONS Crew Van (mm) (continued)

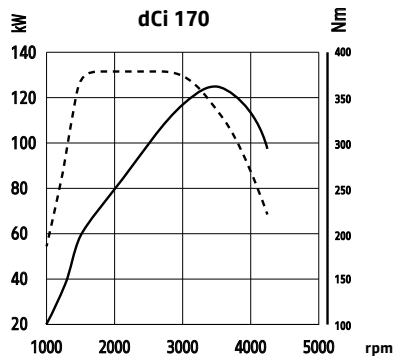
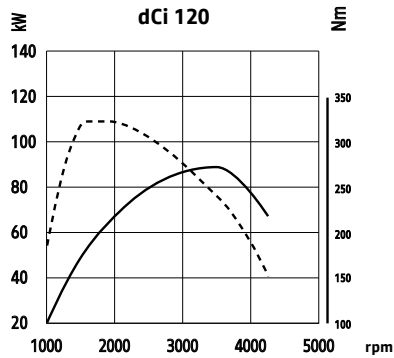
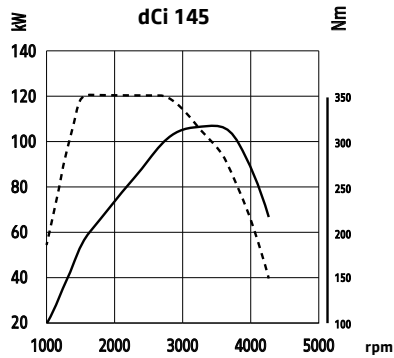
	L2H1
Rear door	
Entry width 70 mm from floor	1,391
Entry height	1,320
Loading sill	552
Ground clearance	160

Crew Van WEIGHTS AND LOADS (kg)

	L2H1
Version	LL30
Gross Vehicle Weight (GVW)*	3,070
Unladen kerb weight*	1,938 - 2,005
Max. payload*	1,065 - 1,132
Roof payload	200
Max. load on front axle*	1,422 - 1,625
Max. load on rear axle*	1,546 - 1,650
Max. trailer weight (braked/unbraked)*	1,670 - 2,000/750

*Depending on engine and trim level

Technical specification



— Power
- - - Torque

More efficient driving

Now equipped with the new 2.0l dCi diesel engine with variable geometry turbocharger compliant with Euro 6d-temp emissions standards.

Available from 120 hp to 170 hp, this 5th generation engine delivers more power (+ 25 hp) and more torque (+ 40 Nm), whilst achieving better fuel economy and driving pleasure.

TRAFIC Van is available with two superior engines (145 hp and 170 hp) that can accommodate the new dual-clutch automatic gearbox.



Technical specification

	dCi 120 Stop & Start	dCi 145 ENERGY	dCi 145 ENERGY	dCi 170 ENERGY	dCi 170 ENERGY
Emission control standard			Euro 6d-temp		
Certification cycle			WLTP		

TRANSMISSION

Gearbox type	Manual gearbox	Manual gearbox	Automatic gearbox Dual-clutch	Manual gearbox	Automatic gearbox Dual-clutch
Number of gears	6	6	6	6	6
Stop & Start + Energy Smart Management	Yes	Yes	Yes	Yes	Yes
Maintenance interval			Up to 24,000 miles/2 years ⁽¹⁾		

ENGINE

Capacity (cc)	1,997	1,997	1,997	1,997	1,997
Type of injection	Common rail + Variable geometry turbocharger				
Fuel and tank volume (l)	Diesel - 80				
Number of cylinders	4				
Number of valves	16				
Peak power kW EEC (hp) at rpm	88 (120) at 3,500	107 (145) at 3,500	107 (145) at 3,500	125 (170) at 3,500	125 (170) at 3,500
Max. torque Nm EEC at rpm	320 at 1,500	350 at 1,500	350 at 1,500	380 at 1,500	380 at 1,500

PERFORMANCE

Top speed (mph)	103	109	109	109	111
0-62 mph (s)	13.9	11.9 (H1) 12.6 (H2)	11.00	10.7 (H1) 11.4 (H2)	9.9

FUEL CONSUMPTION AND EMISSIONS⁽²⁾

Combined fuel consumption (mpg) ^{(4)†}	39.8 - 38.2	39.8 - 34.9	38.7 - 37.7	39.8 - 39.2	38.7 - 37.2
WLTP CO ₂ emissions (g/km) ^{(4)†}	186 - 193	185 - 211	192 - 198	187 - 190	193 - 199

FUEL TANK CAPACITY

Fuel Tank Capacity - Gallons (l)	21.1 (80)
AdBlue [®] fuel tank capacity ⁽³⁾ (l)	20

BIO-FUEL / HVO

BIO-fuel type	B7, B10, XTL
HVO type	HVO100 compliant

STEERING

Turning circle between kerbs (m)	Short wheelbase: 11.84 Long Wheelbase: 13.17
∅ turning circle between walls (m)	Short wheelbase: 12.40 Long Wheelbase: 13.73

BRAKING

ABS with EBA and EBV/adaptive ESC with ASR	Standard
Front: ventilated discs - Rear: solid discs ∅/width (mm)	296/28 - 280/12

TYRES

Tyre/wheel size	Standard: 205/65 R16
Tyre/wheel size	Option: 215/60 R17

(1) An engine consumes oil for lubrication and to cool its moving parts. It is normal to top the oil up once or several times between two changes. (2) Fuel consumption and CO₂ emissions are certified using a standard, regulated method. It is identical for all manufacturers and allows vehicles to be compared. (3) Actual fuel and AdBlue[®] consumption depends on vehicle use, equipment, the user's driving style and loading. (4) Depending on engine and trim level. † WLTP figures shown are for comparability purposes; only compare figures with vehicles tested to the same technical procedures. Actual real world driving results may vary depending on factors such as weather conditions, driving styles, vehicle load or any accessories fitted after registration. WLTP is a new test used for fuel consumption and CO₂ figures. Please visit reault.co.uk/configure for WLTP figures for any selected options.

^ All chassis comes with Rustproofing underneath the chassis - Cathodoresis (zinc phosphating paint bath), Mastic sealant & anti-gravel packing, Painting = primer + several layer painting.

TRAFIC van pricing

TRAFIC VAN - PANEL VAN

VERSIONS	WLTP CO ₂ (g/km)*	Combined fuel consumption (mpg)†	Load volume (m ³)	Max. payload (kg)	Basic price (£)	VAT 20% (£)	Total retail price (£)*	On the road price*
BUSINESS								
L1H1								
SL28 ENERGY dCi 120 Business Panel Van	186	39.8	5.2	1078	24,750	4,950	29,700	£30,666
SL28 ENERGY dCi 145 Business Panel Van	185	39.8	5.2	1072	25,500	5,100	30,600	£31,566
SL30 ENERGY dCi 120 Business Panel Van	187	39.8	5.2	1198	25,250	5,050	30,300	£31,266
SL30 ENERGY dCi 145 Business Panel Van	186	39.8	5.2	1192	26,000	5,200	31,200	£32,166
L1H2								
SH30 ENERGY dCi 145 Business Panel Van	209	35.3	7.2	1114	27,000	5,400	32,400	£33,366
L2H1								
LL30 ENERGY dCi 120 Business Panel Van	190	39.2	6.0	1240	25,950	5,190	31,140	£32,106
LL30 ENERGY dCi 145 Business Panel Van	189	39.2	6.0	1234	26,700	5,340	32,040	£33,006
L2H2								
LH30 ENERGY dCi 145 Business Panel Van	211	35.3	8.6	1145	27,700	5,540	33,240	£34,206
BUSINESS+								
L1H1								
SL28 ENERGY dCi 120 Business+ Panel Van	187	39.8	5.2	1056	26,100	5,220	31,320	£32,286
SL28 ENERGY dCi 145 Business+ Panel Van	186	39.8	5.2	1050	26,850	5,370	32,220	£33,186
SL28 ENERGY dCi 145 Auto EDC Business+ Panel Van	192	38.7	5.2	1050	28,850	5,770	34,620	£35,586
SL30 ENERGY dCi 120 Business+ Panel Van	189	39.2	5.2	1176	26,600	5,320	31,920	£32,886
SL30 ENERGY dCi 145 Business+ Panel Van	187	39.8	5.2	1170	27,350	5,470	32,820	£33,786
SL30 ENERGY dCi 145 Auto EDC Business+ Panel Van	193	38.7	5.2	1175	29,350	5,870	35,220	£36,186
L1H2								
SH30 ENERGY dCi 145 Business+ Panel Van	210	35.3	7.2	1092	28,350	5,670	34,020	£34,986
L2H1								
LL30 ENERGY dCi 120 Business+ Panel Van	190	39.2	6.0	1218	27,300	5,460	32,760	£33,726
LL30 ENERGY dCi 145 Business+ Panel Van	189	39.2	6.0	1212	28,050	5,610	33,660	£34,626
LL30 ENERGY dCi 145 Auto EDC Business+ Panel Van	194	38.2	6.0	1255	30,050	6,010	36,060	£37,026
L2H2								
LH30 ENERGY dCi 145 Business+ Panel Van	211	34.9	8.6	1123	29,050	5,810	34,860	£35,826
SPORT								
L1H1								
SL28 ENERGY dCi 120 Sport Panel Van	188	39.2	5.2	1042	27,900	5,580	33,480	£34,446
SL28 ENERGY dCi 145 Sport Panel Van	187	39.8	5.2	1036	28,650	5,730	34,380	£35,346
SL28 ENERGY dCi 145 Auto EDC Sport Panel Van	193	38.7	5.2	1036	30,650	6,130	36,780	£37,746
SL28 ENERGY dCi 170 Sport Panel Van	187	39.8	5.2	1036	29,250	5,850	35,100	£36,066
SL28 ENERGY dCi 170 Auto EDC Sport Panel Van	193	38.7	5.2	1036	31,250	6,250	37,500	£38,466
L2H1								
LL30 ENERGY dCi 120 Sport Panel Van	191	38.7	6.0	1204	29,100	5,820	34,920	£35,886
LL30 ENERGY dCi 145 Sport Panel Van	190	39.2	6.0	1198	29,850	5,970	35,820	£36,786
LL30 ENERGY dCi 145 Auto EDC Sport Panel Van	195	38.2	6.0	1193	31,850	6,370	38,220	£39,186
LL30 ENERGY dCi 170 Sport Panel Van	190	39.2	6.0	1198	30,450	6,090	36,540	£37,506
LL30 ENERGY dCi 170 Auto EDC Sport Panel Van	195	38.2	6.0	1193	32,450	6,490	38,940	£39,906
BLACK EDITION								
L1H1								
SL28 ENERGY dCi 145 Black Edition Panel Van MY20	188	39.8	5.2	1036	30,050	6,010	36,060	£37,026
SL28 ENERGY dCi 170 Black Edition Panel Van MY20	188	39.8	5.2	1036	30,650	6,130	36,780	£37,746
SL28 ENERGY dCi 170 Auto EDC Black Edition Panel Van MY20	193	38.7	5.2	1036	32,650	6,530	39,180	£40,146
L2H1								
LL30 ENERGY dCi 145 Black Edition Panel Van MY20	190	39.2	6.0	1198	31,250	6,250	37,500	£38,466
LL30 ENERGY dCi 170 Black Edition Panel Van MY20	190	39.2	6.0	1198	31,850	6,370	38,220	£39,186
LL30 ENERGY dCi 170 Auto EDC Black Edition Panel Van MY20	196	38.2	6.0	1193	33,850	6,770	40,620	£41,586

TRAFIC CREW VAN - 6 SEATS

VERSIONS	WLTP CO ₂ (g/km)*	Combined fuel consumption (mpg)*	Load volume (m ³)	Max. payload (kg)	Basic price (£)	VAT 20% (£)	Total retail price (£)*	On the road price*
BUSINESS								
L2H1								
LL30 ENERGY dCi 120 Business Crew Van	193	38.7	4.0	1132	28,100	5,620	33,720	£34,686
BUSINESS+								
L2H1								
LL30 ENERGY dCi 120 Business+ Crew Van	193	38.2	4.0	1110	29,450	5,890	35,340	£36,306
SPORT - 6 SEATS								
L2H1								
LL30 ENERGY dCi 145 Sport Crew Van	194	38.2	4.0	1090	32,000	6,400	38,400	£39,366
LL30 ENERGY dCi 170 Auto EDC Sport Crew Van	199	37.2	4.0	1065	34,600	6,920	41,520	£42,486
BLACK EDITION - 6 SEATS								
L2H1								
LL30 ENERGY dCi 145 Black Edition Crew Van MY20	194	38.2	4.0	1090	33,400	6,680	40,080	£41,046
LL30 ENERGY dCi 170 Auto EDC Black Edition Crew Van MY20	199	37.2	4.0	1065	36,000	7,200	43,200	£44,166

† WLTP figures shown are for comparability purposes; only compare figures with vehicles tested to the same technical procedures. Actual real world driving results may vary depending on factors such as weather conditions, driving styles, vehicle load or any accessories fitted after registration. WLTP is a new test used for fuel consumption and CO₂ figures. Please visit renault.co.uk/configure for WLTP figures for any selected options. ^ Payload equals the Maximum Operating Mass (Gross Vehicle Mass or GVW) less the Kerb Mass. Kerb Mass is the weight of the complete vehicle including coolant, oil, a 90% full fuel tank, a 100% full AdBlue tank, spare wheel and jack, but excluding driver and crew. All Kerb Masses, and therefore Payloads quoted are subject to a 5% manufacturing tolerance and are based on the base level model. Any additional equipment added (options or accessories), or the selection of a higher trim level, could result in a higher Kerb Mass and a reduced Payload, and may increase CO₂ and decrease MPG figures. *All prices shown are the manufacturer's recommended retail prices. The "On The Road" price Includes delivery to the dealer premises, number plates and a four-litre starter pack of AdBlue®, 12 months government road fund licence at £275 (or £165 for vans with a GVW of more than 3.5 tonnes) and the First Registration Fee of £55. Other goods or services supplied by agreement between the customer and the dealer are not included.

LCV SERVICE PLAN

		MRRP (inc VAT)
dCi 120 / dCi 145 / dCi 170	5 Years / 66,000 miles	£800
dCi 145 Auto / dCi 170 Auto	5 Years / 66,000 miles	£1,145

LCV EXTENDED WARRANTY

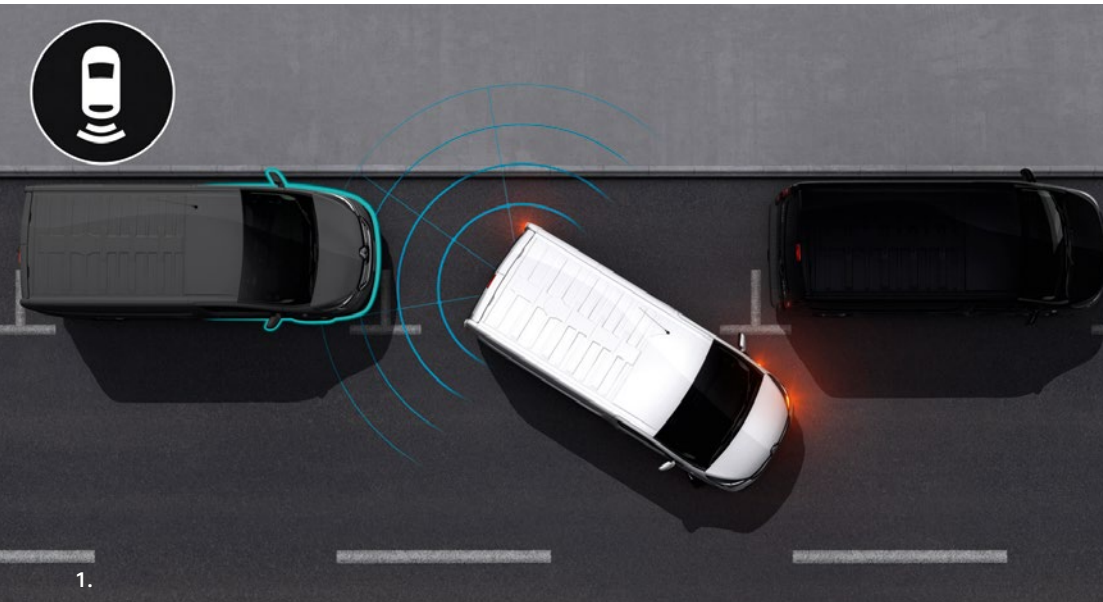
	MRRP (inc VAT)
5 Years / 100,000 miles	£685

Service Plan Terms & Conditions The Service Plan offer is available on all LCV's. Valid at participating Renault dealers only and may be purchased up to 12 months after registration or before the first service (whichever is sooner). Vehicles must be ordered between 8 March 2021 and 30 June 2021 and registered by 30 September 2021.

The Renault Service plan covers the manufacturer's minimum maintenance programme requirements for the term of the Service Plan purchased (refer to the Warranty and Service sheet in the Handover Document wallet for details). The plan ends when you reach the age or mileage limit (whichever comes first). Services must be carried out in line with the manufacturer's minimum maintenance programme requirements and servicing intervals within +/-1 month or 1,000 miles of the service interval and can only be carried out at a Renault Approved outlet. Service plans do not cover wear and tear items such as (but not limited to) tyres, wiper blades or brakes. For Service plan full Terms & Conditions visit www.renault.co.uk/owners. Cannot be part exchanged, refunded or transferred. All prices quoted are MRRP.

Extended Warranty Terms & Conditions The Extended Warranties are available on all LCV's (excluding ZOE Van). Valid at participating Renault dealers only and are available to purchase from first date of registration and may be purchased up to 12 months after registration. For full Extended Warranty Terms and Conditions visit www.renault.co.uk/extensions-of-warranties


Options



1. Rear parking sensor: To facilitate parking manoeuvres, the parking aid alerts you to any obstacles behind the vehicle with an audible signal. You can then reduce the risk of accidents and damage to your vehicle.



2. Hands-free key card: You can lock, unlock and start the vehicle without even using the card, simply by touching the door button or the start button.



3. Airbag system*: Driver and passenger pre-prepared restraint airbags, headrests and three-point seat belts, including force limiters and pretensioners. Deactivation of the passenger airbag allowing child seat back-to-road installation (according to regulations). Side curtain airbags for the front seats, combined with chest airbags where individual passenger seat is present.

4. Load-through bulkhead: Two hatches, located in the partition and under the passenger bench seat, can increase the loading length by 1.21m.

*Drivers airbag standard on all versions



TRAFIC van options pricing

	BUSINESS			BUSINESS+			SPORT		BLACK EDITION		Basic price (£)	VAT 20% (£)	MRRP ²
	Panel		Crew	Panel		Crew	Panel	Crew	Panel	Crew			
	Low Roof	High Roof	Low Roof	Low Roof	High Roof	Low Roof	Low Roof	Low Roof	Low Roof				
BASICS													
Battery interface	o	o	-	o	o	-	o	-	o	-	50	10	£60
Coat hooks x2 - (load area, on bulkhead)	o	o	-	o	o	-	o	-	o	-	12	2	£14
Conversion interface box	o	o	o	o	o	o	o	o	o	o	150	30	£180
Rear tail light column and door rail - body coloured ⁽⁴⁾	o	-	o	-	-	-	-	-	-	-	150	30	£180
Smoker pack	o	o	o	o	o	o	o	o	o	o	20	4	£24
Without spare wheel	o	o	o	o	o	o	o	o	o	o	No Cost Option		
PROTECT													
Airbag - front passenger with deactivation	o	o	o	o	o	o	o	o	o	o	235	47	£282
Airbag - front lateral, curtain and front passenger with deactivation ⁽⁵⁾	o	o	o	o	o	o	o	o	o	o	690	138	£828
Automatic headlights and wipers ⁽⁶⁾	o	o	o	o	o	o	●	●	●	●	110	22	£132
Front fog lights	o	o	o	o	o	o	●	●	●	●	160	32	£192
LED headlights and LED daytime running lights	o	o	o	o	o	o	●	●	●	●	450	90	£540
LED loadspace lighting	o	o	-	o	o	-	o	-	o	-	250	50	£300
Easy clean polypropylene side panels ⁽²⁹⁾	o	o	-	o	o	-	o	-	o	-	600	120	£720
Interior side panels - load area ⁽⁸⁾	o	o	●	o	o	●	o	●	o	●	50	10	£60
Plylining - reinforced resin coated plywood floor	o	o	-	o	o	-	o	-	o	-	275	55	£330
Plylining - resin coated plywood floor	o	o	-	o	o	-	o	-	o	-	175	35	£210
Plylining - sides and resin coated plywood floor	o	o	-	o	o	-	o	-	o	-	630	126	£756
Plylining - sides and reinforced resin coated plywood floor	o	o	-	o	o	-	o	-	o	-	730	146	£876
Tyre pressure monitoring system	o	o	o	o	o	o	o	o	o	o	100	20	£120
Wide view mirror	o	o	o	o	o	o	o	o	o	o	50	10	£60
CONNECTIVITY													
12V power socket in load area	o	o	o	o	o	o	o	o	o	o	40	8	£48
Smartphone cradle ⁽²⁴⁾	o	o	o	●	●	●	●	●	●	●	70	14	£84
Tablet cradle ⁽¹²⁾⁽²³⁾	o	o	o	o	o	o	-	-	-	-	70	14	£84
COMFORT													
Cruise control with speed limiter	o	o	o	o	o	o	●	●	●	●	150	30	£180
Engine speed limiter (56mph/90kmh or 62mph/100kmh or 68mph/110kmh)	o	o	o	o	o	o	o	o	o	o	65	13	£78
Heated driver's and heated passenger seat ⁽¹⁶⁾⁽¹⁷⁾	o	o	o	o	o	o	o	o	o	o	200	40	£240
Heated driver's seat with non heated passenger 2 seat bench ⁽¹⁷⁾	o	o	o	o	o	o	o	o	o	o	200	40	£240
Manual air conditioning with pollen filter ⁽²⁵⁾	o	o	o	●	●	●	●	●	●	●	850	170	£1,020
Rear parking sensors	o	o	o	●	●	●	●	●	●	●	220	44	£264
Front & rear parking sensors ⁽³⁰⁾	o	o	o	o	o	o	o	o	-	-	470	94	£564
		£470				£250.00					250	50	£300
Rear parking camera ⁽⁴⁾⁽¹⁵⁾	o	-	o	o	-	o	o	o	●	●	275	55	£330
	o	-	o	o	-	o	o	o	o	o	745	149	£894
Front & rear parking sensors with rear parking camera ⁽⁴⁾⁽¹⁵⁾		£745				£445				£295	445	89	£534
											295	59	£354
Single passenger's seat - height and lumbar adjustment with armrest ⁽¹⁾⁽¹⁸⁾	o	o	o	o	o	o	o	o	o	o	No Cost Option		
Leather seats with airbag - front lateral, curtain ⁽⁵⁾⁽²⁷⁾	-	-	-	-	-	-	-	-	-	-	3,000	600	£3,600
Steering wheel - leather ⁽¹¹⁾	o	o	o	o	o	o	●	●	●	●	60	12	£72
Comfort Pack ⁽¹⁹⁾ 2nd row of passenger seat with two dividing armrests, individual seats with ISOFIX (left and right seats) and underseat storage, left and right side loading doors - glazed with opening windows	-	-	o	-	-	o	-	●	-	●	950	190	£1,140
Luxe Pack ⁽¹⁹⁾⁽²⁸⁾ 3 individual interior roof mounted spotlights for the 2nd row, 2x15w roof mounted speakers for the 2nd row, the reclining ability of the 2nd row of seats, 2 x sunblinds	-	-	-	-	-	-	-	o	-	o	1,450	290	£1,740
STYLE													
16" 'Delos' wheel trims	●	●	●	●	●	●	o	o	o	o	No Cost Option		
17" 'Cyclade' alloy wheels ⁽⁴⁾⁽²⁰⁾	o	-	o	o	-	o	●	●	●	●	750	150	£900
All-weather tyres ⁽²¹⁾	o	o	o	o	o	o	o	o	o	o	300	60	£360

	BUSINESS			BUSINESS+			SPORT		BLACK EDITION		Basic price (£)	VAT 20% (£)	MRRP*
	Panel	Crew	Crew	Panel	Crew	Crew	Panel	Crew	Panel	Crew			
	Low Roof	High Roof	Low Roof	Low Roof	High Roof	Low Roof	Low Roof	Low Roof	Low Roof	Low Roof			
Body coloured side mouldings	-	-	-	-	-	-	o	o	●	●	400	80	£480
Extra tinted windows ^{(4) (22) (26)}	o	o	o	o	o	o	o	o	o	o	175	35	£210
Metallic paint	o	o	o	o	o	o	●	●	●	●	500	100	£600
Tow bar (13 pin plug, 9 wired)	o	o	o	o	o	o	o	o	o	o	340	68	£408

●= Standard (therefore no cost) ○= Optional - = Not available ‡Manufacturer's recommended retail prices.

(1) Renault highly recommends to take a front passenger airbag with a single passenger seat (2) Not available with Hands-free keycard when ordered on dCi 120 variants (3) For list of compatible Bluetooth devices visit <https://www.cdn.renault.com/content/dam/Renault/master/Services/multimedia/compatibilite-bluetooth/liste-compatibilite-bluetooth-r-link.pdf> (4) Not available on high roof versions (5) Lateral airbags not available with passenger bench seat - curtain airbag only (6) Must be taken with front fog lights (7) Not available with Renault MediaNav OR Renault R-Link (8) Not available with plying (9) Not available with Alloy wheels or All weather tyres (10) Not available with Digital tachograph (11) Must be taken with cruise control (12) Not available with 2x15W DAB radio with AUX input, Bluetooth and USB socket OR Renault MediaNav OR Renault R-Link (13) Must be taken with MediaNav multimedia system (14) Must be taken with R-Link (15) Must be taken with automatic headlights and wipers and with fog lights (16) Not available with load through bulkhead or mobile office and must be taken with a single passenger seat (17) Must be taken with front lateral & curtain airbag and front passenger airbag (18) Not available with load through bulkhead or mobile office (19) Only available on Crew Van versions (20) Not compatible with All-weather tyres (21) Not available with 17" Alloy Wheels (22) Must be taken with either glazed tailgate or glazed rear doors (23) Supports tablets 125mm to 265mm in width (24) Supports phones up to 115mm in height and up to 59mm in width (25) Manual Air Conditioning and Climate Control cannot be ordered together (26) Not compatible with non-heated rear screen (27) Bovine-sourced full leather seat with synthetic leather headrest and armrest (28) The Luxury Pack removes the under seat storage for the second row of seats (29) Must be ordered with Plying - reinforced resin coated plywood floor (30) Deletes Rear parking camera on Black Edition (31) Must be ordered with MediaNav or R-Link

Doors, windows and bulkheads

	BUSINESS / BUSINESS+ / SPORT / BLACK EDITION	Basic price (£)	VAT 20% (£)	MRRP*
KEYS				
Key - hands-free key card ⁽¹⁾	o	150	30	£180
Key - 3 button with selective opening	●		10	£60
Key - 3 button with selective opening and single door opening	o	75	15	£90
Key - additional (third)	o	55	11	£66

	PANEL	CREW	Basic price (£)	VAT 20% (£)	MRRP*
DOORS AND WINDOWS					
Left side loading door - unglazed	●	-		No cost option	
Right side loading door - unglazed	o	-	300	60	£360
Glazing for left & right side loading doors with non opening windows	o	●	210	42	£252
Opening windows for left & right glazed side loading doors (both) ⁽²⁾	o	o	70	14	£84
Rear quarter panels - glazed	o	o	100	20	£120
Rear doors - 180° glazed	o	o	150	30	£180
Rear doors - 180° glazed, heated with rear wipers	o	o	150	30	£180
Rear doors - 270° unglazed - LWB only ⁽⁵⁾	o	o	250	50	£300
Rear doors - 270° glazed - LWB only ⁽³⁾	o	o	50	10	£60
Rear tailgate - glazed, heated with rear wipers ⁽⁶⁾	o	o	200	40	£240
Glazing pack 1: Heated rear window, Rear wipers, Glazed 180° opening rear doors, Glazed right-side loading doors with an opening window, Glazed rear quarter panels & Glazed left side loading door with an opening window	o	o	810	162	£972
Glazing pack 2: Heated rear window, Rear wipers, Glazed tailgate, Glazed right-side loading door with an opening window, Glazed rear quarter panels, Glazed left side loading door with an opening window ⁽⁵⁾	o	o	855	171	£1,026

Glazed Rear doors must be taken with a glazed bulkhead (bulkhead can be up/down graded please see the bulkhead section) Crew Vans have a glazed bulkhead as standard. You are unable to glaze only one side loading door

	BUSINESS	BUSINESS+ / SPORT / BLACK EDITION	Basic price (£)	VAT 20% (£)	MRRP*
BULKHEADS					
Full-steel bulkhead	●	o		No cost option	
Delete bulkhead ^{(4) (7) (8)}	o	o		No cost option	

Crew Vans have a glazed bulkhead as standard & are not compatible with the load through, mobile office or delete bulkhead options

	PANEL	CREW	Basic price (£)	VAT 20% (£)	MRRP*
GLAZING					
Glazing for current bulkhead	o	●	80	16	£96

●= Standard (therefore no cost) ○= Optional - = Not available ‡Manufacturer's recommended retail prices.

(1) Incompatible with Climate control when ordered on dCi 120 variants OR high roof variants (2) Must be taken with glazed side loading doors (3) Not compatible with rear heated windows or wipers (4) Must be ordered with Single passenger's seat - height and lumbar adjustment with armrest (5) Cannot be ordered with high roof versions (6) Must be ordered with Glazed bulkhead (7) Not compatible with Climate control (8) Not available on Black Edition

Accessories



1.



2.



3.

1. New Sports Kit: Enhance the overall appearance of your van on the road. It is available in the full kit or to buy the parts separately if preferred. The kit includes a lower front bumper, a black roof spoiler, "exhaust" chrome tips and matte black side steps. Add the full pack to give your TRAFIC a sportier, more dynamic appearance.

2. Roof bars: Very practical for transporting professional equipment and all other bulky loads. These roof bars meet all safety and quality standards and are available in either a set of 2 bar (maximum load: 89.5kg) or 4 bars (maximum load: 181.5kg).

3. Loading Pack*: Essential for easy access to the roof. Pack includes the steel ladder, mounted inside the door for a better hold, and the aluminium roof rack, supplied with rear roller for easy loading.

4. Rubber floor mats: These waterproof and easy-to-maintain mats ensure total protection for the floor of your TRAFIC. They are quick to attach using 2 safety clips and come in packs of 2 or 4.

5. Kenwood Dashcam: The Kenwood DVR-A501W dashcam Pro Pack is a great addition for added security and reassurance on the road. The on-board camera automatically starts recording as soon as the vehicle ignition is switched on. The dashcam is designed to give drivers peace of mind, as video footage is widely accepted and used for insurance claims. The pack includes a GPS integrated dashboard camera, touch panel control and parking mode recording.



*These accessories are available to order individually.

Accessories are fitted post-production and may have an impact on real world fuel (actual) consumption and CO₂ figures.

For more information and additional accessories, consult the TRAFIC accessories brochure.

TRAFIC accessory pricing

	Basic price (£)	MRRP [#]
DESIGN		
Side chrome bars SWB*	425	£510 [^]
Side chrome bars LWB*	412.50	£495 [^]
Chrome mirror covers	104.17	£125
Front air deflectors	81.67	£98
TRAFIC side steps SWB*	475	£570 [^]
TRAFIC side steps LWB*	612.50	£735 [^]
Vinyl seat covers - (passenger range - 9 seats)	1,082.50	£1,299 [^]
CHEVRONS		
H1 full rear (standard height chevron)	354.17	£425
H1 without window panel (standard height)	250	£300
H1 lower half height	250	£300
Top half	150	£180
PROTECTION		
Heavy duty pack - front rubber mats, rear boot entry guard, heavy duty seat covers	233.33	£280
Protection pack - alarm, boot entry guard, front parking sensors, rear parking sensors	692.50	£831
Protection pack (light)	552.50	£663
Ply lining - TRAFIC SWB	195.83	£235
Ply lining - TRAFIC LWB	199.17	£239
Ply lining - TRAFIC LWB crew van	215.83	£259
Alarm - Thatcham Category 1*	249.58	£299.50
Boot entry guard	129.17	£155
Front parking sensors	212.50	£255
Rear parking sensors (not compatible with factory rear parking sensors)	216.67	£260
Rubber mats (1st row)	41.67	£50
Textile mats	50	£60
Heavy duty seat covers in black, front seats	104.20	£125
Window grill for tailgate	149.17	£179
TRANSPORT & TOWING*		
Roof rack pack – SWB, low roof (including roof rack and ladder)	795.83	£955 [^]
Roof rack pack - LWB, low roof (including roof rack and ladder)	833.33	£1,000 [^]
Standard towbar + 13 pin electrics	385.83	£463 [^]
Removable towbar + 13 pin electrics	530.83	£637 [^]

	Basic price (£)	MRRP [#]
MULTIMEDIA		
Focal music speakers 4.0	180	£216
READY 4 WORK		
TRAFIC standard storage system – offside racking (L1)	1,229	£1,475
TRAFIC standard storage system – offside racking (L2)	1,283.33	£1,540
SAFETY		
TRAFIC rear step	368.33	£442
TRAFIC rear step with sensors	458.33	£550
One additional key	116.67	£140
Deadlock kit-front door	150	£180
Deadlock kit-passenger front door	150	£180
Deadlock kit-sideload door	150	£180
Deadlock kit-passenger sideload door	150	£180
Deadlock kit-rear door	150	£180
Obd port protector-kit	200	£240
Deadlock 4 door set-driver, passenger, side loading, rear barn	407.50	£489
Deadlock 2 door set-side loading, rear barn	250	£300
Slamlock 2 door set - side loading, rear barn	230	£276
Armourshell 2 door mini set- side loading, rear barn - black	374.17	£449
Slamhandle 2 door set - side loading rear barn - stainless steel	357.50	£429
Slamhandle 2 door set - side loading rear barn - black	387.50	£465
Pedalbox-standard kit (manual)	166.67	£200
Kenwood dashcam	204.17	£245
NEW TRAFIC SPORT PACK		
Lower-front bumper splitter	300	£360
Rear chrome exhaust tips	180	£216
PU Rear roof spoiler (black)	174.17	£209
SWB matte black side bar/step	320	£384
LWB matte black side bar/step	320	£384
SWB New TRAFIC Sport Pack**	865.83	£1,039
LWB New TRAFIC Sport Pack**	865.83	£1,039

[#]Manufacturer's Recommended Retail Price. [^]For TRAFIC Passenger: Accessory prices shown are only valid for vehicles which will have the accessories fitted at the manufacturers import centre. *Accessories will require vehicle registration before fitting on TRAFIC Passenger. **New TRAFIC Sport Pack includes front bumper splitter, rear chrome exhaust tips, roof spoiler & matte black side steps - customer saving £110 compared to individual items. † Compatible with TRAFIC SpaceClass only. Your local dealer will be able to offer further advice and supply a dealer fitted price for vehicles already in dealer stock. Accessories are fitted post-production and may have an impact on real world fuel (actual) consumption and CO₂ figures.

Further information

Vehicle	Classed As	Delivery to Dealer and Number Plates*	Vehicle Excise Duty	First Registration Fee	Total
TRAFIC Van / Crew Van	LCV	£636	£275	£55	£966

Information correct at time of publication. * Inc VAT † WLTP figures shown are for comparability purposes; only compare figures with vehicles tested to the same technical procedures. Actual real world driving results may vary depending on factors such as weather conditions, driving styles, vehicle load or any accessories fitted after registration. WLTP is a new test used for fuel consumption and CO2 figures. Please visit renault.co.uk/configure for WLTP figures for any selected options.

Renault PRO+, the specialist brand



You're the expert in your field and at Renault PRO+ we're here to guide you through ours. We're passionate about delivering products and services to move your business forward. So when you choose to partner with Renault PRO+ you can expect:

Specialist network

Renault PRO+ Centres have a dedicated commercial vehicle specialist. So whatever you're seeking advice on, there's always someone to help.

Business Commitment

Come rain or shine, we have a set of commitments in place to help maximise uptime and minimise downtime.

The future today - 100% electric

Renault PRO+ has been building, selling and maintaining electric vans since 2011. So when you're looking to make the switch, you know who to speak to.

A tailored approach

Your vehicles are as unique as your business. That's why we have a programme of conversions to deliver exactly the product you want. From 'off the shelf' conversions to a more bespoke approach. We'll guide you through.

Renault services

3 Years Warranty

Your vehicle is covered by a warranty package for up to 3 years from date of first registration (unlimited mileage during the first 24 months, followed by a further 1 year limited to a total mileage of 100,000). Your Renault Dealer is able to repair or replace without charge, parts that are found to have a material or assembly defect that is recognised by Renault. The paintwork warranty runs for 3 years and the anti-corrosion warranty for 12 years.

For Warranty Terms and Conditions please visit www.renault.co.uk/warranty

3 Years Renault Assistance

Should you need it, we'll provide emergency roadside repairs or tow you to the nearest Renault Dealer. This service is available 24 hours a day and is provided for 36 months from the date of first registration (unlimited mileage for first 24 months, then limited to a total of 100,000 miles or 3 years, whichever comes first). Assistance is provided within the UK & Northern Ireland only at roadside, home and includes national recovery and onward travel. Assistance applies to mechanical or electrical defects which are covered by warranty.

For Renault Assistance and Terms and Conditions please visit www.renault.co.uk/assistance

LCV Service Plans & Extended Warranties

Renault's LCV Service Plans are the ultimate package to provide care free servicing for your new Renault LCV. It really is the hassle free way to take care of your Renault and benefits from;

- Inflation Proof Servicing - You know exactly what you'll pay and there are no hidden costs
- Peace of Mind - No matter where life takes you, we'll be there in over 5000 workshops across Europe
- Renault Expertise & Quality - Our highly trained technicians know your Renault inside out

The Renault LCV Service Plan contains Renault services in-line with the manufacturer's service schedule, plus comes with a complimentary vehicle safety check to ensure your Renault is in the best condition possible.

Renault LCV Extended Warranty enhancements also available. Refer to the Price Guide for more details.

Service Intervals

24,000 miles / 2 years

Renault Network Services

No-one is better placed than Renault to maintain, fit and repair your Renault, fast. The Renault Minute (maintenance and repair with no appointment necessary) and Renault Rapide Bodycare (bumper scuffs, dings and dents, windscreen, stone chips and interior repairs...) services deliver the highest level of repair and maintenance and offer a full year's guarantee on Original Renault Parts. And don't forget to have a look at our wide range of additional equipment and accessories!

Renault iCare

Renault iCare is an innovative Service, Maintenance & Repair product that supplies Business customers with a fully supported, managed hassle free service and maintenance package.

Renault iCare is a "Pay-As-You-Go" product that insures your vehicle is maintained by Renault technical experts when work is required.

iCare provides the following benefits:

- Full Service, Maintenance & Repair cover in the Renault Dealer Network
 - Tyres can be included within the contract at an additional fixed cost
 - Ancillary equipment can also be included (at an additional fixed monthly cost)
 - Excludes: Damage/Neglect/Abuse/Glass & Bulbs
- A fixed, pre agreed pence per mile rate
- No excess mileage charges at the end of the contract
- No pooled mileage administration
- Minimalise downtime

For more information and to obtain a quote based on your requirements, please speak to your local Renault Business dealer or visit www.renault.co.uk/icare

Customer Relations

Renault knows the value of communicating with its customers and we have established effective ways to keep in touch with you. If, after speaking to your local Renault dealership, you are not completely satisfied, please contact the Renault UK Customer Relations Team on 0344 3350000[†] (Mon-Fri 8.00am to 6.00pm, Closed on Bank Holidays. Live Chat Mon-Fri 8.00am to 9.00pm). You can also visit our website www.renault.co.uk or write to us at: Renault UK Ltd, The Rivers Office Park, Denham Way, Maple Cross, Rickmansworth, Hertfordshire, WD3 9YS.

Finance options*


There are a wide variety of ways in which the purchase of a new vehicle can be financed. Renault Finance offers all of them, so whether you're a fleet buyer or private buyer, Renault Finance is ideally placed to tell you which plan or combination of plans best suits your needs and circumstances.



Continue the Renault TRAFIC experience
at www.renault.co.uk



Although every effort has been made to ensure that the information contained within this brochure is as accurate and up to date as possible, Renault U.K. reserves the right to modify its models without notice, including their characteristics, specifications, equipment and accessories. Brochures inevitably become out of date or inaccurate in some respects, in that such characteristics, specifications equipment, or accessories may be changed after the publication date given below and can differ from the descriptions given or the photos displayed. It is therefore necessary to check with your Renault Dealer before purchasing any product that the characteristics, specifications, equipment or accessories of the vehicle on order are as advertised.

Renault recommends 


 Prodigious

Photo credits: Y. Brossard, T. Makolski - Mathematics Dept. - © Renault Marketing 3D-Commerce – 7701 380 810 – April 2021.