

THE SUZUKI

SWIFT

Sport



SWIFT SPORT BROCHURE



Hi!

INNOVATIVE. FUN. RELIABLE. AFFORDABLE. SIMPLY PUT, THE BEST DRIVE AROUND. SINCE 1955, WE'VE KEPT OUR EYES ON THE ROAD TO BUILD CARS THAT WOW.

From city cars to SUV-inspired crossovers, the Suzuki range has got you covered. Whichever model you choose, personality and practicality come as standard so when you're behind the wheel of a Suzuki, you're in a happy place.

At Suzuki, we know car ownership isn't just about the car. That's why we're proud to have a brilliant network of dealers who excel in customer satisfaction and will be with you every step of the way.

Test drive a Suzuki and experience our unbeatable blend of easy driving, dependability, safety features and – most importantly – fun.



S-Cross



Vitara



Ignis



Swift Sport



Swift



THE FUN

STARTS HERE

LOOKING FOR A RESPONSIVE DRIVE TO TRANSFORM EVERY JOURNEY INTO AN EXHILARATING EXPERIENCE?

YOU'VE FOUND IT.

The Swift Sport delivers a highly responsive, powerful driving experience, alongside a high level of comfort and tech so it's easily manageable day to day. It's styled for power and performance and is so versatile, there's something for everyone.

It all starts with our clever 1.4 Boosterjet turbocharged engine with high torque, lightweight chassis and

steering & suspension tuning for impressive performance on every drive.

And the standout sports design will turn some heads while you cruise in the comfort of the sporty bucket seats. It's also packed with the latest technology and safety features, so you're in control of every mile.

When it comes to powerful performance, the Swift Sport delivers.

HELLO,

HYBRID

THE TURBOCHARGED HIGH TORQUE ENGINE WITH HYBRID TECHNOLOGY MAKES THE SWIFT SPORT A CAR YOU'LL ALWAYS LOOK FORWARD TO DRIVING

The 1.4 Boosterjet turbocharged engine, coupled with a high torque output, ensures a beautifully responsive drive, delivering a performance that makes your heart beat a little faster. Plus, the Swift Sport's strong and lightweight body provides excellent handling and acceleration.

With the addition of HYBRID technology, it helps reduce CO₂ emissions and improve fuel efficiency*, as well as increase engine responsiveness, without the fuss of finding somewhere to charge your car. So you get a few more miles in the tank, and enhanced performance. Put it all together and it makes for an incredible driving experience.

*Compared to the equivalent outgoing model without hybrid and using the official WLTP combined fuel consumption and CO₂ emissions figures.



IF LOOKS COULD THRILL



CAN'T TAKE YOUR EYES OFF IT, CAN YOU?

That's what we thought, as all it takes is one look at the Swift Sport to see that this really is something special. It's been carefully designed with its performance capability and your driving experience in mind.

And, it's chock full of exclusive sports model features, like the brilliant mesh front grille, dual exhaust exits,

eye-catching carbon effect front lower spoiler, side skirts and rear diffuser, rear upper spoiler and some pretty impressive 17" alloys.

With powerful performance paired with these sporty good looks - the Swift Sport ticks all the right boxes.



SPORTY OUTSIDE, SPORTY INSIDE

IT'S THE REAL DEAL

From the outside, the Swift Sport looks like the performance car it is. Proportions are short, low and wide. Look closely and you'll see the hidden rear door handles and floating roof effect, guaranteed to turn heads.

Inside, it delivers the full sports model experience. The stunning design features include the sleek

sports steering wheel, alloy foot pedals and sports seats with stylish red accents specially designed for comfort and control. The finishing touch is the colour LCD on the dashboard which displays key performance information like lateral acceleration and boost levels from the turbocharger.





A PRECISION

DRIVE

THE SWIFT SPORT IS SET UP TO MAXIMISE DRIVING PLEASURE

With any ride quality is directly affected by chassis and suspension performance, even more so with a car like Swift Sport.

Its light and rigid body ensures drivers can maintain precision steering control at any speed and during any manoeuvre. And the advanced suspension system provides the driver with clear feedback about road and traction

conditions. Furthermore, the braking system has been tuned to cope with the higher power and speed.

The Swift Sport also offers a spacious and comfortable ride. Your passengers have tons of legroom, as well as access to handy storage touches, like side and front pockets, for an easy and manageable driving experience every day. All you need now is time to plan the adventure.

SAFETY COMES AS STANDARD

THE SWIFT SPORT IS BURSTING WITH TECHNOLOGY DESIGNED TO KEEP YOU SAFE ON THE ROAD

At Suzuki, we're dedicated to safety and the Swift Sport is no exception to the rule. Standard safety features include: Lane Departure Warning, Lane Departure Prevention, Rear Cross Traffic Alert, Traffic Sign Recognition, Dual Sensor Brake Support, High Beam Assist, Weaving Alert and Rear Parking Sensors.

That's in addition to Adaptive Cruise Control (ACC) for more convenient driving in stop-and-go traffic. And a Blind Spot Monitor which makes lane changes safer by using radar fitted to the rear bumper.

LANE DEPARTURE WARNING*

At 37mph or faster, the lane departure warning function is designed to predict the path of the vehicle and issue visual (display and indicator) and tactile (vibrating steering wheel) warnings to the driver.

LANE DEPARTURE PREVENTION*

During speeds of (where permitted) 37mph to 100mph the lane is recognised via a monocular camera. When interpreting that lane departure is likely to occur, without the driver using a turn signal, the car automatically assists the driver in returning the vehicle back into the lane by controlling the steering via the electric power steering system.



BLIND SPOT MONITOR*

Lane changing at speeds above 10mph is made safer by two rear-mounted side radar sensors capable of detecting vehicles located in or approaching the rear blind spots on either side of the vehicle. When a vehicle is approaching or detected in a rear blind spot, a warning LED icon is illuminated in the relevant exterior mirror. If the driver indicates to change lanes, a flashing LED icon is accompanied by a warning sound alert.

REAR CROSS TRAFFIC ALERT*

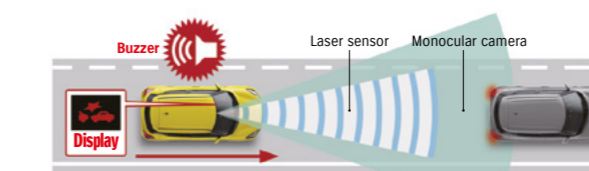
At speeds of up to 5mph in reverse, the Swift Sport uses two rear mounted radar sensors to alert the driver of vehicles approaching on either side. It's perfect for reversing out of car parking spaces, especially where vision may be obscured. If a vehicle is detected, you'll get a visual and audio warning. We're big on safety.

TRAFFIC SIGN RECOGNITION*

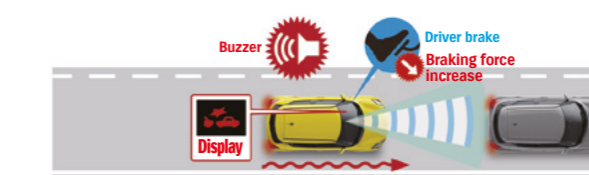
This system uses the monocular camera to monitor the road for traffic signs. When it detects road signs such as speed limits or no passing zones, it displays the sign on the centre display to help remind the driver which road signs the car has passed. When multiple signs are detected, a maximum of three signs can be displayed at once.

DUAL SENSOR BRAKE SUPPORT (DSBS)*

When moving, the Swift Sport uses two sensors – a monocular camera and a laser sensor – to determine if there's a risk of collision with a forward vehicle or pedestrian. Upon detecting a potential collision, the car acts in any of the following three ways, depending on the situation.



1. Alerts the driver with an audio warning and a visual warning.



2. Deploys brake assist to increase braking force if the risk of collision is high and the driver panic-brakes.



3. Applies strong automatic braking if the risk of collision increases more.

HIGH BEAM ASSIST*

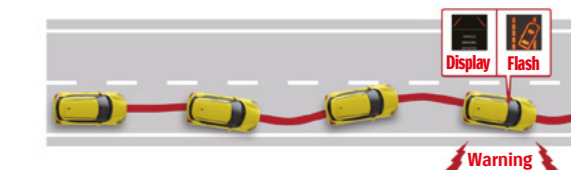
At 25mph or faster, High Beam Assist is designed to automatically switch the headlights between 'High' and 'Low', depending on the presence of other vehicles and the lighting environment.

ADAPTIVE CRUISE CONTROL (ACC)*

When there's a vehicle in front, the Adaptive Cruise Control system uses millimetre-wave radar designed to gauge the distance between the two vehicles and automatically maintains vehicle-to-vehicle distance** in line with the setting selected out of three possible settings. When there is no vehicle in front, the system maintains the speed (where permitted, from 25mph to 100mph) set by the driver.

WEAVING ALERT*

At 37mph or faster, the weaving alert is designed to calculate the driving pattern and issue audio and visual warnings if the vehicle is 'wandering' due to driver drowsiness, etc.



REAR PARKING SENSORS

Ultrasonic sensors in the bumper detect obstacles while the driver is reversing the car and warning sounds inform the driver of the distance to the obstacles.

*There is a limit to the ability of a monocular camera, laser sensor and millimetre-wave radar sensors to detect obstacles, lanes and traffic signs. Please do not rely on this system alone to ensure safety. Always drive safely.

**The vehicle-to-vehicle distance varies depending on vehicle speed.

FUN AT YOUR FINGERTIPS

WHEN IT COMES TO EXCITING TECH AND SPEC, THE SWIFT SPORT REALLY DELIVERS

The Swift Sport comes equipped with all the latest technology to help make your journey easy and enjoyable.

The satellite navigation system makes getting to your destination a breeze, and with our Bluetooth®

hands-free phone connectivity, Apple CarPlay and Android Auto connectivity, your life can be at your fingertips. Plus, with USB connectivity and DAB digital radio you are in control at every stage of your journey.

androidauto | 

Bluetooth® is a registered trademark owned by Bluetooth SIG, Inc. Apple, Apple CarPlay and iPhone are all trademarks of Apple Inc. Registered in the U.S. and other countries. Android and Android Auto are trademarks of Google LLC.



EXPRESS YOURSELF



THE SWIFT SPORT IS AS DYNAMIC TO LOOK AT AS IT IS TO DRIVE. CHOOSE FROM OUR RANGE OF EIGHT BOLD COLOUR OPTIONS COLOURS TO CREATE EXACTLY THE SWIFT SPORT YOU WANT.

Check out our selection of sleek finishes and dual tone colour options to really make your Swift Sport your own. Once you've chosen your perfect colour, why not personalise your all-new Swift Sport with our range of stylish accessories.

To browse more Suzuki genuine accessories, please visit cars.suzuki.co.uk or speak to your dealer.

Features:

- 17" black & polished alloy wheels
- Dual exhaust exits
- Steering & suspension tuning
- Carbon effect front lower spoiler, side skirts and rear diffuser
- Rear upper spoiler
- Mesh front grille
- Supportive sports seats with Sport exclusive seat upholstery
- Smartphone connectivity Apple Carplay & Android Auto



Pure White Pearl



Burning Red Pearl Metallic



Champion Yellow

Single tone colours



Champion Yellow




Burning Red Pearl Metallic



Speedy Blue Metallic



Pure White Pearl



Mineral Grey Metallic



Super Black Pearl

Dual-tone colours



Burning Red Pearl Metallic with Super Black Pearl roof



Speedy Blue Metallic with Super Black Pearl roof



BUILD YOUR FLEET

Get the best driving experience for your business, with Suzuki.

Practical, stylish, safe and efficient. The award-winning Suzuki range meets all your needs.

Plus, with excellent reliability and a dedicated Business Partners team, we're always on your side to help your business deliver more.

Visit cars.suzuki.co.uk/business to find out how we can help.

DRIVE AWAY WITH SUZUKI FINANCE



Once you've found the Suzuki for you, you'll want an ideal Suzuki Finance package to go with it.

What are the options?

- 1. Personal Contract Purchase** – Great for those who want flexibility; Once you've agreed your deposit, repayment period and annual mileage, the dealer will work out the monthly repayment amount and optional final repayment amount. After you've made all the monthly repayments you will have 3 options: 1. Own the vehicle by paying the optional final repayment 2. Part exchange* 3. Return the vehicle (return conditions apply).
- 2. Hire Purchase** – If you want to own the vehicle at the end this could be the product for you. Once you've agreed your deposit and repayment period, the dealer will work out the monthly repayment amount. Once you have made all the monthly repayments including interest, you will become the owner of the vehicle.
- 3. Personal Contract Hire** – This is a fixed cost rental agreement with no ownership option at the end. Select your new Suzuki, agree the annual mileage and term of agreement and pay an initial rental in advance, followed by regular monthly rentals over the agreed term. When the agreement comes to an end the vehicle must be returned (return conditions apply**).

What's the difference?	HP	PCP	PCH - Subject to Availability
Length of the agreement	From 1-5 years	From 1-4 years	From 2-5 years
Deposit/Initial Rental Required	Yes £0 deposit may be available	Yes £0 deposit may be available	Yes Initial payment of between 1-12 months rentals
Fixed Monthly Repayments	Yes	Yes	Yes
Maximum Permitted age of car at Agreement End	Typically 14 Years	Typically 7 Years	Typically 5 Years
Ownership option at agreement end	Yes	Yes After optional final repayment is paid	No Vehicle must be returned
Mileage and condition restrictions/charges (if you exceed agreed mileage or the vehicle is not in good condition upon return)	No	Yes Charges apply if you return the vehicle	Yes
Optional Final Repayment	No	Yes	No
End of Contract Goods Return Option	No	Yes Return conditions apply	Yes Return is compulsory. Return conditions apply

THE VEHICLE IS AT RISK OF REPOSSESSION IF YOU DO NOT MAINTAIN CONTRACTUAL REPAYMENTS

What's next?

For more information or help finding the right pack for you, pop into your local dealer or visit cars.suzuki.co.uk/Suzuki-finance

*Part exchange subject to settlement of your existing finance agreement; new finance agreements are subject to status.**To avoid incurring charges, the vehicle needs to be in good condition (fair wear and tear accepted) and within the permitted maximum mileage. The vehicle is at risk of repossession if you do not maintain contractual repayment. **Personal Contract Purchase and Hire Purchase:** Credit is available to UK residents aged 18 or over, subject to status. Suzuki Finance is a trading style of Suzuki Financial Services Limited, St William House, Tresillian Terrace, Cardiff, CF10 5BH. Finance is available for Republic of Ireland residents, subject to status, and will vary from the above. The credit provider is Bank of Ireland Finance, which is a registered trading name of Bank of Ireland. **Personal Contract Hire:** Contract Hire is subject to status, age 18 and over. You will not own the vehicle. Contract Hire provided by Suzuki Contract Hire, a trading style of Lex Autolease Limited, Heathside Park, Heathside Park Road, Stockport, SK3 0RB.

THE SUZUKI SERVICE PROMISE



At Suzuki, we aim to give you the best possible service. Which is why we've created the Suzuki Service Promise.

We promise that every Suzuki customer will experience superior levels of care and leave impressed by the little extras we include as standard:

- Alternative transport options
- Simple and transparent pricing
- Only pre-approved work undertaken
- Suzuki-trained technicians
- Suzuki Genuine Parts
- Progress report during the day
- Wash and vacuum with pre-booked work
- Vehicle health check on every visit
- Accident Aftercare

WARRANTY

Every Suzuki Swift Sport comes with a comprehensive three-year or 60,000-mile warranty (whichever comes first) and a 12-year anti-perforation warranty.

ROADSIDE ASSISTANCE

We're always around if you need roadside assistance. New cars come with Suzuki Assistance cover which includes 24-hour roadside assistance, home start and recovery through Republic of Ireland, UK and Europe. And if the car is older than 12 months, you'll receive a complimentary AA Assistance Lite policy when you bring your car in for a service or MOT to one of our authorised Suzuki dealers.



TREATING YOU RIGHT

We're serious about our cars. And our customers.

With over a century of experience and innovation behind us, we care about keeping the good times and the good cars rolling.

Our philosophy has always been about the joy of driving, so we're dedicated to making cars that offer something for everyone and are, above all, fun to drive. Plus, your Suzuki experience doesn't stop when you buy the car. We'll continue to look after you long after you've driven off the forecourt.

Our Suzuki Service Promise guarantees that every Suzuki customer will receive superior levels of care when their car needs servicing, plus every new Suzuki comes with a 3-year or 60,000 miles warranty, and Free Driveaway Insurance*. Because when you're with us, we want you feeling looked after.

You've made it this far, so we're pretty sure you're itching to test drive our Swift Sport. Good news – it's really easy to set up. Just **find your local Dealer** on our website and book a test drive at your own convenience. But be warned, after five minutes behind the wheel of a Swift Sport, you might not want to give it back.

GET THE BEST, FROM THE BEST

Our dealers are number 1 when it comes to customer service, according to the UKCSI reports for 2019 & 2020. They're always on hand to help you find your perfect Suzuki.

*Terms and conditions apply, see cars.suzuki.co.uk/new-cars/insurance


EQUIPMENT

CATEGORY	DESCRIPTION	SPORT
Safety	ABS with EBD and Brake Assist function	•
	ESP® (Electronic Stability Program)*	•
	Hill hold control	•
	Dual Sensor Brake Support	•
	Lane departure warning	•
	Lane departure prevention	•
	Weaving alert	•
	Blind spot monitor	•
	Rear cross traffic alert	•
	Traffic sign recognition	•
	High beam assist	•
	Tyre pressure monitoring system	•
	Driver & front passenger airbags	•
	Front passenger airbag deactivation system	•
	Side airbags (incorporated into front seats)	•
	Curtain airbags	•
	Front 3-point ELR seatbelts with pretensioner, force limiter, head restraints (Sport integrated type) and shoulder height adjuster	•
	Rear 3-point ELR seatbelts with pretensioners & 2 x force limiters, 3-point ELR seatbelt for centre seat	•
	Foot-protecting brake and clutch pedals	•
	Side impact protection beams	•
	High mounted stop lamp	•
2 x ISOFIX child seat anchorages	•	
2 x Child seat tether anchorages	•	
Childproof rear door locks	•	
Tyre pressure indicator	•	
Emergency flat tyre repair kit	•	

*ESP® is a registered trademark of Daimler AG.



EQUIPMENT



EQUIPMENT



CATEGORY	DESCRIPTION	SPORT
Comfort & Convenience	Adaptive Cruise Control	•
	Keyless entry and start	•
	Rear parking camera	•
	Rear parking sensors	•
	Engine auto stop start system	•
	Driver seat height adjuster	•
	Electric front windows	•
	Electric rear windows	•
	Rear seat with 60:40 split folding	•
	3 x Rear seat head restraint	•
	12V accessory socket (centre console)	•
	Front sun visors with vanity mirrors & ticket holders	•
	Front assist grip Passenger's side	•
	2 x Rear assist grips	•
	Shift knob piano black with chrome accent	•
Remote fuel lid opener	•	

CATEGORY	DESCRIPTION	SPORT
Comfort & Convenience	Foot rest (driver's side)	•
	Power steering	•
	Tilt-adjustable steering wheel	•
	Telescopic adjustable steering wheel	•
	Tachometer	•
	Clock	•
	Outside temperature display	•
	Fuel consumption display (average/instantaneous) and range display	•
	4.2-inch colour LCD display	•
	Speed limiter	•
	Low fuel warning lamp	•
	Lights-on and key-in reminder	•
	Door ajar warning lamp	•
	Front map light	•
	Luggage area shelf & lamp	•
	Front & rear seatbelt reminder	•

EQUIPMENT



CATEGORY	DESCRIPTION	SPORT
Security	Immobiliser	•
	Security alarm	•
	Remote central door locking	•
	Deadlocks	•
	Locking wheel nuts	•
	Freewheeling key cylinders	•

CATEGORY	DESCRIPTION	SPORT
Storage	3 x cup holders (2 x front, 1 x rear)	•
	Centre lower box	•
	Glove box	•
	Passenger side seat back pocket	•
	Centre console box with storage	•
	Storage pocket, front doors	•
	2 x front door and 2 x rear door bottle holders	•

CATEGORY	DESCRIPTION	SPORT
Entertainment	Smartphone linkage display audio	•
	DAB digital radio	•
	4 x speakers	•
	2 x tweeters	•
	Bluetooth integrated into audio unit	•
	Navigation system	•
	Steering wheel mounted audio controls	•
	Front roof mounted antenna	•
	USB and AUX connectors (console box)	•

CATEGORY	DESCRIPTION	SPORT
Styling	Side under spoiler	•
	Rear upper spoiler	•
	Dual exhaust pipes	•
	17" alloy wheels (polished finish)	•
	Rear privacy glass	•
	Green tinted windows	•
	3-spoke leather covered steering wheel	•
	Body colour exterior door handles	•
	Body colour exterior door mirrors	•
	Black coloured A & B pillars	•
	Fabric door trim insert, front	•
	Sport exclusive seat upholstery	•
	Sport alloy foot pedals	•
Chrome interior door handles	•	
Chrome hand brake release button	•	

EQUIPMENT



CATEGORY	DESCRIPTION	SPORT
Heating & Visibility	Automatic air conditioning	•
	Heater	•
	Pollen filter	•
	Front fog lamps	•
	Rear fog lamps	•
	LED rear combination lamps	•
	Front wiper, 2 speeds (low, high) with intermittent + washer	•
	Rear wiper, 1 speed + washer	•
	Automatic headlamps	•
	LED projector headlamps (high and low beam)	•
	Automatic headlamp levelling	•
	Daytime running lights - LED (integrated in headlamps)	•
	Guide me home light	•
	Electrically adjustable door mirrors	•
	Heated door mirrors	•
	Electrically folding door mirrors	•
	Door mirrors with built-in turn signal lamp	•
Door mirrors with BSM (blind spot monitor) indicator	•	
Day/night rear view mirror	•	
Rear window demister	•	



TECHNICAL SPECIFICATIONS

	MODEL	1.4 BOOSTERJET MANUAL	
Engine	Type	K14D	
	Number of cylinders	4	
	Number of valves	16	
	Piston displacement	cm ³	1,373
	Maximum output	PS (kW) / rpm	129 (95) / 5,500
	Maximum torque	Nm (lbft) / rpm	235 (173) / 2,000
	Fuel distribution	Direct injection	
	EU emission standard	Euro 6d	
	Electric Motor	Type	WA06B
System		Synchronous motor	
Maximum output		kW / rpm	10 / 3,000
Maximum torque		Nm / rpm	53 / 500
Transmission	Type	6-speed manual	
	Gear ratio	1st	3.615
		2nd	1.955
		3rd	1.276
		4th	0.943
		5th	0.795
		6th	0.674
		Reverse	3.481
Final gear ratio	3.944		

	MODEL	1.4 BOOSTERJET MANUAL		
Weights & Dimensions	Tyres	195/45R17		
	Overall length	mm	3,890	
	Overall width	mm	1,735	
	Overall height	mm	1,495	
	Wheelbase	mm	2,450	
	Minimum turning circle	m	10.2	
	Ground clearance	mm	120	
	Seating capacity	Persons	5	
	Luggage capacity (seatback folded, VDA)	litres	579	
	Luggage capacity (seatback raised, VDA)	litres	265	
	Kerb weight inc full options	kg	1,025	
	Gross vehicle weight	kg	1,445	
	Performance & Economy	Maximum speed	mph / km/h	130 / 210
0-62 mph / 0-100 km/h		seconds	9.1	
Fuel tank capacity		litres	37	
CO ₂ emissions		(WLTP) g/km	127	
CO ₂ emissions		(NEDC) g/km	106	
Fuel consumption (WLTP)		Low	mpg (l/100km)	43.2 (6.6)
		Medium	mpg (l/100km)	54.4 (5.2)
		High	mpg (l/100km)	57.4 (5.0)
		Extra High	mpg (l/100km)	45.7 (6.2)
	Combined	mpg (l/100km)	50.1 (5.7)	



For more information
or to book a test drive, visit:
cars.suzuki.co.uk/swiftpport

Fuel economy and CO₂ results for the Suzuki Swift Sport range. Mpg (l/100km) (combined): 50.1 (5.7). CO₂ emissions: 127 g/km. Figures shown are for comparability purposes; only compare fuel consumption and CO₂ figures with other cars tested to the same technical procedures. These figures may not reflect real life driving results, which will depend upon a number of factors including the accessories fitted (post-registration), variations in weather, driving styles and vehicle load. Please contact your local Suzuki Dealer for full details. All details correct at time of broadcast - June 2020. Vehicles shown throughout this brochure are for illustration only and may feature non-UK/ROI equipment. Suzuki GB PLC, Steinbeck Crescent, Snelshall West, Milton Keynes, Bucks MK4 4AE. Suzuki Customer Services 08085 011959 option 3 (UK) or 01 619 3671 (ROI). All details correct at time of broadcast - June 2020. Calls may be recorded or monitored.