



TEAM GB



VAUXHALL

PROUD PARTNER

VAUXHALL COMBO LIFE

ALL ELECTRIC RANGE



PRICE AND SPECIFICATION GUIDE

23 January 2026 | Model Year 2026.5 (B2)

Vauxhall_524582.jpg

CONTENTS

To find the information you want, use the links below to navigate around the guide:

[Models](#)

[Prices](#)

[Exterior Colours](#)

[Wheels and Tyres](#)

[Safety Features](#)

[PureSense Driver Assistance](#)

[Driver Information and Security](#)

[Comfort and Convenience](#)

[Exterior Style and Lighting](#)

[PureConnect Infotainment](#)

[Interior Styling and Comfort](#)

[PureEnergy](#)

[Dimensions and Capabilities](#)

[Vauxhall Connected Services](#)

[Company Car Driver and Fleet Information](#)


[Further Information](#)

AT VAUXHALL, WE BELIEVE GREAT CARS ARE FOR EVERYONE.

We believe technology works best when it's not just smart but is also simple and intuitive. Where everyone can feel the instant excitement of electric; can keep themselves and their loved ones safer on the road; and can stay connected to the things that matter most, simply and easily. We call it Vauxhall Pure Technology. No gimmicks, nothing complicated, just technology that makes driving better, easier and more exciting, for everyone.

Our latest Combo Life Price and Spec guide outlines the Pure Technology features model by model. Together with all the essential information you need to compare Prices, Technical Information and Specification plus details of our commitment to offer the best in Customer Care.

We're delighted you're considering the purchase of a new Combo Life and hope this guide will help you make the right choice.



DESIGN

FEATURES

Design

INFOTAINMENT

- Multimedia Pro infotainment system
 - IVI MID: Radio AM/FM/DAB
 - 10" HD touchscreen with mirror screen (WiFi)
 - 4G connectivity + voice control + E-call + A-call
 - Two speakers & two tweeters
 - Apple CarPlay™/Android Auto™
- Vauxhall Connect

INTERIOR CONVENIENCE/STYLING

- Overhead storage
- 10" digital instrument cluster
- Six-way driver's seat with lumbar adjustment
- Paddles for regenerative braking; - light, medium, strong
- Four-way passenger seat with storage on back of seat
- Fabric carpet floor trim (Row 1, 2, 3)
- Manual air conditioning
- Polyurethane steering wheel
- Steering wheel mounted audio controls
- 1/3 – 2/3 rear folding second-row bench seats
- Luggage compartment cover
- 12V socket in dashboard
- Central rear-view mirror – black painted cover
- 4 tie bracket points on lower trunk area
- Chrome-effect interior door handles

EXTERIOR CONVENIENCE/STYLING

- Two sliding doors with tinted opening window, two tinted non-opening windows in Row 3
- Part body-colour front bumpers
- Black side-protection mouldings
- Offside opening window, 2 windows Row 3
- Tailgate with heated rear window and wiper
- Black painted door handles and black grained door rail covers

EXTERIOR CONVENIENCE/STYLING (CONTINUED)

- 16" steel wheels with full size hubcap
- Toolbox
- Roof bar predisposition
- Electrically operated front windows
- 7.4kW on board charger

EXTERIOR CONVENIENCE/STYLING (CONTINUED)

- Front fog lights
- Electrically adjustable heated door mirrors
- Rain-sensitive windscreen wipers
- High beam assist
- Daytime running lights
- Matrix LED headlights
- Automatic lighting control

SAFETY/SECURITY

- Driver and front passenger airbags.
Rows 1 and 2 curtain airbag
- Rear parking distance sensors
- Advanced emergency braking system
- Electronic stability control and ABS with hill start assist
- Forward collision alert
- Lane keep assist
- Cruise control with speed limiter
- Intelligent speed assistance speed limit information
- Six airbags
- Driver Attention Alert level 4 (includes Driver Weariness Camera)
- Tyre pressure monitoring system
- Electronic parking brake

Design XL 7-seat

7-SEAT MODELS ADDITIONALLY FEATURE

- Two individual tiltable and removable third-row seats
- Sliding facility for third-row seats

Combo Life Electric – Design

First up in the range is the Combo Life Electric Design, which is packed with plenty of practical features as standard. Choose from 5- or 7-seats.



ComboLife_Design_MY24_White.jif

ULTIMATE

FEATURES (OVER AND ABOVE DESIGN)

Ultimate

INFOTAINMENT

- Multimedia infotainment system
 - Four speakers & two tweeters
 - 1 x USB Type C (Data & charge), 1 x USB Type C (Charge only)

INTERIOR CONVENIENCE/STYLING

- Electronic dual-zone climate control
- 33/33/33 split-folding second-row seats with fold-flat facility
- Heated leather steering wheel
- Two foldable tables with cupholders

EXTERIOR CONVENIENCE/STYLING

- Nearside and offside sliding side-access door with opening windows
- Dark tinted rear tailgate with heated rear window and wiper
- Part body-colour front bumpers with skid plate
- Painted shiny black side protection mouldings
- Body-colour side-access door rail covers
- Black painted door mirrors and door handles
- 16" alloy wheels
- Roof rails
- Electrically adjustable/foldable/heated door mirrors
- Electrically operated front and rear windows
- Dark-tinted rear windows

SAFETY/SECURITY

- Digital Visiopark 180°

Combo Life Electric – Ultimate

Combo Life Electric Ultimate completes the range, with a little more exterior style and extra comfort features.



ComboLife_Ultimate_MY24_White.jif

PRICES ELECTRIC

			PRICE (£)	VAT (£)	TOTAL (£)	OTR RRP (£)	OTR RRP WITH ECG INCLUDED (£)	P11D VALUE (£)	FINANCIAL YEAR 2026/27 BIK +20% (£)*	EV RANGE	INSURANCE GROUP
Design (5-seat)											
100kW (136PS) auto – 52kWh battery	1GK9AF8ZIFTXA0B2	26,145.83	5,229.17	31,375.00	32,340.00	30,840.00	32,275.00	16.14	211	21P	
Design XL (7-seat)											
100kW (136PS) auto – 52kWh battery	1GK9CL8ZIFTXA0B2	26,895.83	5,379.17	32,275.00	33,240.00	31,740.00	33,175.00	16.59	213	23P	
Ultimate (5-seat)											
100kW (136PS) auto – 52kWh battery	1GK9AF5ZIFTXA0B2	28,241.67	5,648.33	33,890.00	34,855.00	33,355.00	34,790.00	17.40	210	22P	
Ultimate XL (5-seat)											
100kW (136PS) auto – 52kWh battery	1GK9CL5ZIFTXA0B2	28,991.67	5,798.33	34,790.00	35,755.00	34,255.00	35,690.00	17.85	208	23P	

Please note: The above LCDV codes are for England, Wales and Scotland. For Northern Ireland the 'TX' is replaced with 'TO'.

WLTP Combined CO₂ (g/km) figures are based on a configured vehicle as per LCDV code for UK with no options fitted.

Please note: On-the-road recommended retail prices (RRP) include number plates and delivery to Retailer of £900.00 (including £150.00 VAT), 12 months' Vehicle Excise Duty (2026/2027 VED Rates for diesel variants are applicable from 1st April 2026) and new vehicle first registration fee of £55.00. Excludes fuel and insurance. *Company Car Benefit in Kind (BiK) rates are monthly based on the standard paint price and 20% personal tax band. See page 17 for further details. Price has been calculated using manufacturer estimates. Retailers may be required to carry out more than one credit check during the course of the order process. You may be required to place a deposit when placing your order with your supplying Retailer. In the event of a price change, deposit refunds will be governed by your supplying Retailer's policy and as such must be discussed with the supplying Retailer.

PRICES DIESEL

Only available for conversion to a wheelchair accessible vehicle through approved converters.

			PRICE (£)	VAT (£)	TOTAL (£)	OTR RRP (£)	P11D VALUE (£)	FINANCIAL YEAR 2026/27 BIK +20% (£)*	WLTP COMBINED CO ₂ (G/KM)	INSURANCE GROUP
Design (5-seat)										
1.5 (100) Turbo D	1GK9AF8P6KTXA0B2	£20,100.00	£4,020.00	£24,120.00	£25,635.00	£25,020.00	£137.61	139	13A	
Design (5-seat)										
1.5 (130) Turbo D auto	1GK9AF8P41TXA0B2	£22,266.67	£4,453.33	£26,720.00	£28,235.00	£27,620.00	£156.51	144	16A	
Design XL (7-seat)										
1.5 (100) Turbo D	1GK9CL8P6KTXA0B2	£20,850.00	£4,170.00	£25,020.00	£26,535.00	£25,920.00	£146.88	144	12A	
Design XL (7-seat)										
1.5 (130) Turbo D auto	1GK9CL8P41TXA0B2	£23,016.67	£4,603.433	£27,620.00	£29,135.00	£28,520.00	£171.12	150	15A	

IMPORTANT NOTE RE: CONVERSIONS

Any vehicle ordered for a conversion that changes the base vehicle type approval must be aligned to a Stellantis Certified Converter within Convertool by entering the associated vehicle order number. Please note that if the vehicle order number is not inputted into Convertool then the order/s will be cancelled. It is also important that you discuss your conversion project with the converter before ordering the base vehicle.

<https://convertool.stellantis.com/>

Please note: The above LCDV codes are for England, Wales and Scotland. For Northern Ireland the 'TX' is replaced with 'TO'.

#Fuel consumption and CO₂ figures are determined according to the WLTP test cycle. CO₂ figures, BiK values and RRP pricing shown above are for a standard vehicle without any additional optional equipment. CO₂ figures are used to calculate Vehicle Excise Duty (VED) for the first registration of the vehicle and BiK. The addition of optional extras could increase the certified CO₂ emission output. This in turn may affect the amount of VED payable upon registration, and, for company car drivers, the P11D value and the amount of Benefit in Kind (BiK) tax payable. Figures shown are for comparison purposes and should only be compared to the fuel consumption and CO₂ values of other cars tested to the same technical standard. The fuel consumption achieved, and CO₂ produced, in real world conditions will depend upon a number of factors including, but not limited to: the accessories fitted (pre and post registration); variations in weather; driving styles and vehicle load. The WLTP (Worldwide Harmonised Light Vehicles Test Procedure) is used to measure fuel consumption and CO₂ figures. Full data relating to WLTP test cycles can be found at: www.vauxhall.co.uk/wltp




EXTERIOR COLOURS

		OPTION CODE	PRICE
	Arctic White* Solid paint	POPR	Included as standard
	Sirkka Green** Two-coat metallic paint	M04Q	£575 inc VAT
	Kiama Blue** Two-coat metallic paint	ONM6	£575 inc VAT
	Contrast Grey** Two-coat metallic paint	M0F4	£575 inc VAT
	Carbon Black** Two-coat metallic paint	M09V	£575 inc VAT

The colours reproduced may vary slightly from the actual paint colour. As a result they should be used as a guide only. Your Vauxhall Retailer has a comprehensive display of our paint samples.

*Standard exterior paint. **Optional at extra cost including VAT.

WHEELS AND TYRES

		OPTION CODE*	DESIGN	ULTIMATE
	16" steel wheels with full hubcap • 205/60 R 16 tyres • Toolbox with towing hook, wheel stopper and headlight removal tool (in lieu of spare wheel)		●	
	16" seven-spoke alloy wheels • 205/60 R 16 tyres • Toolbox with towing hook, wheel stopper and headlight removal tool (in lieu of spare wheel)			●
	17" seven-spoke alloy wheels • 205/60 R 16 tyres • Toolbox with towing hook, wheel stopper and headlight removal tool (in lieu of spare wheel)	DZG7		£400

*Optional at extra cost including VAT.

SAFETY FEATURES

The following features are standard across the entire Combo Life Electric range.

ADDITIONAL ESP FEATURES

- Traction control
- Cornering brake control
- Straight line stability control
- Drag torque control – Maintain stability on slippery roads when lifting off the accelerator or changing gear

AIRBAGS

- Driver's airbag
- Front passenger's airbag
- Two front seat side-impact airbags
- Full-size curtain airbags

BRAKING

- Automatic emergency braking – The system works automatically in conjunction with forward collision alert, at speeds between 3mph and 70mph, and detects both vehicles and pedestrians. If no avoiding action is taken by the driver, at speeds below 19mph the system automatically slows the vehicle to a full stop with emergency braking of 0.9g. At speeds from 19mph to 70mph it brakes automatically to reduce speed by a maximum of 30mph – to reduce speed even further the driver must brake themselves
- Anti-lock Braking System (ABS)
- Electronic brakeforce distribution – Automatically apportions the optimum braking force to each wheel
- Engine drag torque control – Improves directional stability by preventing the driven wheels from locking on slippery surfaces under the influence of engine braking
- Hill start assist – Briefly maintains rear brake pressure to stop the vehicle rolling back on an incline

CHILD SAFETY

- Deactivation switch for front passenger's front and side-impact airbags
- ISOFIX child seat mountings incorporating top tether anchor points located on second-row rear seats (does not include child seat) – Allows ISOFIX child safety seats to be securely fixed into the car. The ISOFIX mounting system reduces forward movement in an accident and makes the child seat easier to install
- Child-proof locks on rear doors

SEATBELTS

- Lap and diagonal inertia-reel seatbelts
- 'Seatbelt unfastened' audible warning and warning light

SEATING

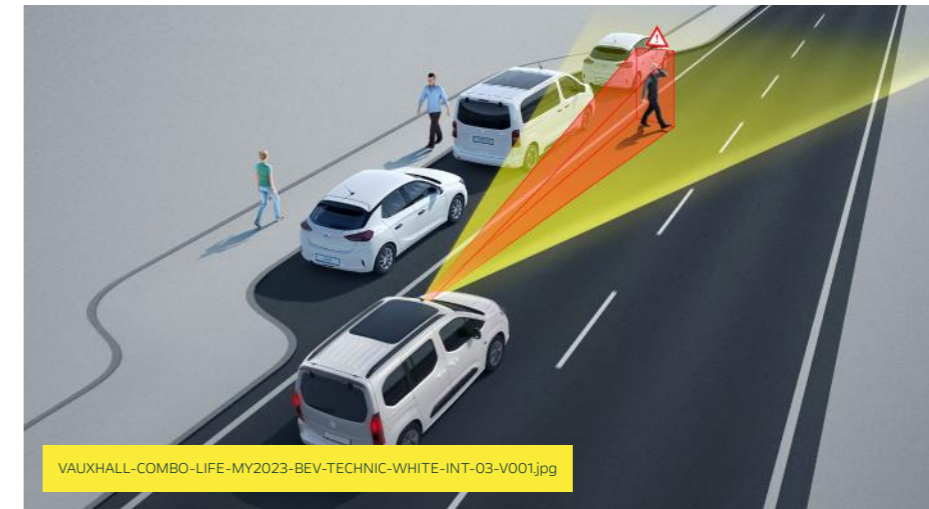
- Three height adjustable rear seat head restraints

STABILITY

- Electronic Stability Programme (ESP) – ESP monitors many different inputs to determine when the car starts to lose traction, it can then immediately respond by varying the brake pressure between up to three wheels and adjust the engine output to help correct the loss of traction and improve stability

TYRE PRESSURE

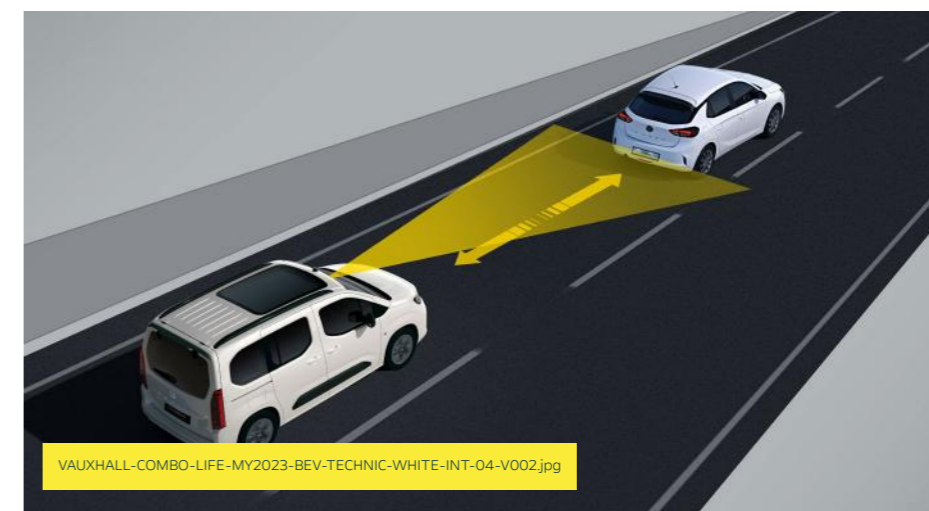
- Tyre pressure monitoring system



Automatic emergency braking



ISOFIX child seat mountings



Lane keeping assist (see next page for feature description)

PURESENSE DRIVER ASSISTANCE

The following features are standard across the entire Combo Life Electric range. Specific features by model are outlined in the separate tabular information.

CRUISE CONTROL WITH SPEED LIMITER

With steering wheel mounted controls. Enables you to maintain a constant speed, making it ideal for economical motorway driving.

DRIVER ATTENTION ALERT

The system monitors driving time and driving behaviour to help prevent accidents caused by tiredness.

FORWARD COLLISION ALERT

The system operates automatically from 3mph and gives an audible warning as well as a visual warning when approaching another vehicle too quickly.

FRONT CAMERA SYSTEM

A range of class-leading driver assistance and safety features are controlled by the front camera system.

HIGH BEAM ASSIST

The system automatically switches between high-beam and low-beam settings depending on road lighting and traffic conditions. It optimises the time spent driving with the main-beam headlights for greater safety. If the situation requires a change in headlight status, the driver can manually intervene at any time by activating the high-beams, which serves to suspend the function. The function can be reactivated by flashing the high-beams. The system becomes activated at night once speeds reach 15mph and shuts off when travelling slower than 9mph.

LANE KEEPING ASSIST

If the driver has not actively steered or signalled, the system performs corrective steering actions to help prevent the vehicle crossing painted boundary lines or road side edges.

SPEED SIGN RECOGNITION

Detects and then displays speed limits, reducing uncertainty and the risk of speeding.

- Recognises different speed signs, including temporary speed restrictions
- Displays reminder in the instrument cluster


STEERING

- Speed sensitive electrically assisted power steering
- Reach and rake adjustable steering column

WIPERS

- Intermittent rear window wash/wipe
- Magic Wash System – Mounted in the front windscreen wipers, Combo Life Electric models benefit from our innovative windscreen wash system, designed to more effectively distribute water and reduce wastage. Using nozzles located above the wiper blades, fluid is distributed as the wiper sweeps the windscreen. This avoids the 'temporary blindness' of more conventional bonnet mounted systems between fluid release and wiper sweeping, improving visibility

	OPTION CODE*	DESIGN	ULTIMATE
DRIVER ASSISTANCE			
Digital Visiopark 180°		–	●
Rear parking distance sensors		●	●
Rain-sensitive windscreen wipers		●	●
Drive Assist Pack			
• Highway Integrated Assist (HIA)			
• Adaptive Cruise Control with Stop & Go (ACC)			
• Advanced Emergency Braking System-3 (AEBS3)	ZVLO	–	£1,250
• Lane Positioning Assist (LPA)			
• Extended Panels Recognition (e-TSR)			



High Beam Assist

*Optional at extra cost including VAT.

DRIVER INFORMATION AND SECURITY

The following features are standard across the entire Combo Life Electric range. Specific features by model are outlined in the separate tabular information.

DRIVER INFORMATION

10" colour digital instrument cluster

Instrumentation

- Speedometer
- Digital battery charge level and remaining range
- Digital power indicator

Driver information display

(centrally located in instrument cluster)

- Trip computer data
- Total mileage
- Service-due indicator
- Tyre pressure monitoring system

Multi-function trip computer

(displayed on driver information display)

- Trip mileage
- Vehicle range
- Average speed
- Driving time

Central fascia display

(format dependent on infotainment unit)

- Audio information
- Digital clock with automatic RDS time adjustment
- Outside air temperature with ice warning function
- Additional features dependent on infotainment unit (see infotainment for details)

SECURITY

- 'Key left in ignition' audible warning
- Electronically protected audio equipment
- Engine deadlock immobiliser
- Visible Vehicle Identification Number (VIN)
- Locking wheel bolts for alloy wheels
- Freewheeling door locks

Remote control central locking

- Operates on doors and tailgate†
- Deadlocking
- Central locking activation switch on driver's door



†Also operates fuel filler flap on Diesel models.

COMFORT AND CONVENIENCE

The following features are standard across the entire Combo Life Electric range. Specific features by model are outlined in the separate tabular information.

INTERIOR CONVENIENCE

- Front 12V electrical accessory socket
- Driver's sun visor incorporating vanity mirror with cover
- Dipping rear-view mirror
- Steering wheel mounted audio controls
- Front and rear USB connection

Heating and ventilation

- Air recirculation facility
- Cabin particulate filter – Removes dust, airborne particles and pollen
- Four-speed fan
- Illuminated controls
- Four adjustable facia vents
- Windscreen demist vents
- Side window demist vents
- Rear heating duct

Lighting

- Central front courtesy light
- Central rear courtesy light
- Fade up/fade down

Luggage area

- Luggage compartment cover
- Illuminated load area
- Fully carpeted load area
- Interior tailgate handle
- Four load restraint lashing eyes
- Twin gas-assisted tailgate struts

Storage

- Two facia-mounted drinks holders
- Two drinks holders in centre console
- Large open storage pocket behind infotainment screen
- Interior courtesy light
- Front map reading lights
- Luggage compartment lighting
- Small open storage compartment behind gear knob
- Two front large and small door pockets
- Two rear door pockets
- Open storage compartment below glovebox
- Full-width overhead storage shelf with ambient lighting

EXTERIOR CONVENIENCE

Door mirrors

- Twin electrically adjustable/heated door mirrors

Windows

- Solar heat-absorbing windscreen
- Electrically operated front and rear windows with safety auto reverse and one-touch up/down facility
- Tailgate with heated window and wash/wipe facility

	OPTION CODE*	DESIGN	ULTIMATE
INTERIOR CONVENIENCE			
Fold-flat front passenger seat with armrest		●	●
Electronic parking brake**		●	●
Two foldable tables with cupholders		●	●
Front-seat back pockets		●	●
11kW On Board Charger	LZ06	£300	£300
HEATING AND VENTILATION			
Air conditioning (manual control)		●	–
Dual-zone electronic climate control		–	●
EXTERIOR CONVENIENCE			
Electrically foldable door mirrors		–	●
Rear tailgate with heating system and wiper		●	–
Dark tinted rear tailgate window with heating system and wiper		–	●
Roof rails†		–	●

*Optional at extra cost including VAT. **Diesel vehicles have manually operated parking brake.

†Please note, roof rail design may differ from that illustrated within this guide. Please consult your Retailer for details.

EXTERIOR STYLE AND LIGHTING

The following features are standard across the entire Combo Life Electric range. Specific features by model are outlined in the separate tabular information.

EXTERIOR STYLING

- Chrome-effect front grille bar
- Shiny black door handles
- Part body-colour bumpers
- Shiny black painted door mirrors

EXTERIOR LIGHTING

- Automatic lighting control
- Front fog lights
- LED side repeat indicators
- Lights-on audible warning – When driver's door is opened an audible warning sounds to alert the lights have been left on
- Manual headlight beam levelling. Use to adapt headlight range to the vehicle load to prevent dazzling
- Rear fog light
- Reversing light
- Hazard warning lights

	OPTION CODE*	DESIGN	ULTIMATE
EXTERIOR STYLING			
Dark-tinted rear windows		–	●
Painted shiny black side protection mouldings		–	●
Black side protection mouldings		●	–
Body-colour sliding door rail cover		–	●
Full sized spare wheel (not available on Design XL)	LV00	£140	£140
Style Pack • 16" alloy wheels, Dark tinted windows, High console, Long painted sliding rail, Roof bars, Electric windows & electric heated foldable mirrors, Opening dark tinted tailgate (Not available on XL)	J6TN	£1,100	–
EXTERIOR LIGHTING			
Matrix LED Headlights		●	●

*Optional at extra cost including VAT.

PURECONNECT INFOTAINMENT

MULTIMEDIA PRO INFOTAINMENT SYSTEM

Standard on Design and Ultimate

Onboard features

- AM/FM stereo radio
- DAB Digital radio
- RDS with Traffic Programme
- Four speakers

Media connections

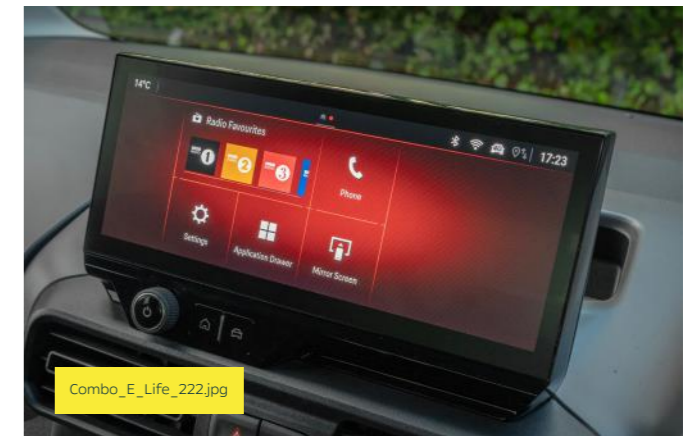
- Apple CarPlay™
- Android Auto™
- Smartphone projection
- 2x USB Type C Connections

Mobile phone portal

- Bluetooth® connectivity
- Vehicle microphone
- Handsfree calls via steering wheel controls
- Phone book access

Additional features

- 10" colour touchscreen
- Steering wheel mounted audio controls
- Flexible roof-mounted aerial
- Vauxhall Connect



	OPTION CODE*	DESIGN	ULTIMATE
PURECONNECT INFOTAINMENT			
10" Multimedia Pro		●	●


Please note that compatibility and certain functions may be different depending on the type of device and operating system you're using with the Multimedia systems. Apple CarPlay is a trademark of Apple Inc. Apple and iPhone are trademarks of Apple Inc., registered in the U.S. and other countries. Android is a trademark of Google Inc, also registered in the U.S. and other countries.

Please note, Android™ smartphone projection illustrated on 8" colour touchscreen on Multimedia Navi Pro audio unit.

*Optional at extra cost including VAT.

INTERIOR STYLING AND COMFORT

Design



STEERING WHEEL

- Two-spoke polyurethane foam design

SEAT TRIM

- Mistral Grey with tiles fabric seat trim inserts

INSTRUMENTS

- 10" colour instrument cluster

FRONT SEATING

- Driver's seat (six-way adjustable):
 - Height
 - Reach
 - Backrest
 - Manual lumbar adjustment
 - Armrest
 - Under seat storage
 - Head restraint
- Passenger's seat (four-way adjustable):
 - Reach
 - Backrest
 - Head restraint
 - Fold flat facility

Ultimate



STEERING WHEEL

- Two-spoke heated leather design

SEAT TRIM

- Mistral Grey with tiles fabric seat trim inserts

INSTRUMENTS

- 10" colour instrument cluster

FRONT SEATING

- Driver's seat (six-way adjustable):
 - Height
 - Reach
 - Backrest
 - Manual lumbar adjustment
 - Armrest
 - Under seat storage
 - Head restraint
- Passenger's seat (four-way adjustable):
 - Reach
 - Backrest
 - Head restraint
 - Fold-flat facility

REAR SEATING



	OPTION CODE*	DESIGN	ULTIMATE
REAR SEATING			
Height-adjustable and removable head restraints		●	●
Second-row three-person layout 1/3 – 2/3 rear folding seats		●	–
Second-row three-person layout 33/33/33 individual split-folding second-row seats with fold flat facility		–	●
Third-row two-person individual removable seats		● (XL only)	–

*Optional at extra cost including VAT.

PUREENERGY ELECTRIC

SINGLE-SPEED ELECTRONIC DRIVE SELECTOR

As the motor is an all-electric single-speed drive unit, there is no need for multiple gears. Instead, the shifter lets the driver select from the following:

- Park
- Reverse
- Neutral
- Drive
- Braking (for increased regenerative braking)

DRIVE MODE SELECTOR

The driver can determine the driving style by selecting one of the following modes:

- **Normal:** for a balanced drive that offers a compromise between performance and energy efficiency. WLTP range is validated in this mode
- **Power:** with high power reserves for the highest top speed and torque. Recommended at full capacity
- **ECO:** for maximum range and energy efficiency. The ECO mode deactivates all unnecessary energy-consuming features and reduces the top speed, torque and overall performance

CHARGING

Combo Life Electric comes fitted with an 7.4kW on-board charger and mode 3 cable. An 11kW on-board charger is available as an extra cost option. For more details please consult your local Retailer.

Vauxhall have partnered with Octopus Energy to provide everything you need for your Combo Life Electric, including a new tariff, charger and a solution for charging on the go making owning an electric vehicle easier and hassle-free.

[Click here](#) to find out more



BRAKING

Energy recuperation

The regenerative braking system works when the vehicle is in motion, energy created by the resistance of the brakes against the drivetrain is converted into DC voltage to partially recharge the battery. The driver can also engage braking mode through the drive selector to increase the level of energy recuperation.

Single foot driving experience

The system not only utilises the energy when the brakes are being used, but also engages when the vehicle is coasting, recovering more energy and enabling single foot driving as the brakes automatically engage when the throttle pedal is released.

Please note, EV range assumes that vehicle has been pre-conditioned prior to journey. This function can be accessed either via MyVauxhall App or by using the infotainment system.

PUREENERGY ELECTRIC

DRIVETRAIN – ELECTRIC		
CO ₂ emissions	0g/km	
Maximum power	136hp (100kW)	
Maximum torque	270Nm (199lb.ft.)	
Acceleration 0-62 mph	11.7 sec	
Maximum speed	82 mph	
Transmission	Automatic electric drive with fixed gear ratio	
Service interval	Every 25,000 miles or 2 years (whichever comes sooner). Initial inspection at 12,500 miles or 1 year (whichever comes sooner)	
BATTERY		
Battery capacity	52kWh	
AC on-board charger speed (standard)	7.4kW	
WLTP Range (Combined)	180 - 220 miles	
WLTP Range (City)	243 - 304 miles	
Energy consumption (Combined low/high)	174 - 217 Wh/km	
Battery warranty	8 years/100,000 miles/70% capacity	
CHARGING (SUPPLY)	SOCKET	CHARGE TIME (0-100%)
AC current – Domestic 3 pin socket (1.8kW)	Type 2	22h 30m
AC current – Home wallbox or public charger (7kW)	Type 2	6h 43m
AC current – Public charger (11kW)**	Type 2	4h 50m
DC current – Rapid charger (100kW)	CCS	30m (0-80%)

The Combo Life Electric is a battery electric vehicle requiring mains electricity for charging. Range data given has been determined according to WLTP test procedure methodology. The figures shown are intended for comparability purposes only and should only be compared to other cars tested to the same technical standard. The range you achieve under real world driving conditions will depend upon a number of factors, including but not limited to: the accessories fitted (pre and post registration); charging frequency; personal driving style; vehicle load and route characteristics; variations in weather; heating/air conditioning; pre-conditioning and battery condition. For more information, contact your local Vauxhall Retailer.

**Requires optional 11kW on board charger.

PUREENERGY DIESEL

DIESEL ENGINES	1.5 (100PS) TURBO D BLUEINJECTION	1.5 (130PS) TURBO D BLUEINJECTION
Capacity	1499cc	
Maximum power	100hp (75kW) @ 3500rpm	130hp (96kW) @ 3750rpm
Maximum torque	250Nm (184lb.ft.) @ 1750rpm	300Nm (221lb.ft.) @ 1750rpm
Configuration	4 cylinders, 4 valves per cylinder, double overhead camshafts	
Fuel/induction system	Variable-nozzle turbocharger with electric switching. Common rail direct injection	
Emission compliance	Euro 6E BIS	
Service interval	25,000 miles or 2 years (whichever occurs sooner)	
TRANSMISSION		
Gearbox	Manual	Automatic
Number of gears	6	8
Driven wheels	Front	

Vehicles with Blueinjection technology will also need regular AdBlue® top-ups between servicing requirement. An indicator integrated into the on-board computer will warn you when you need to top up. More information under www.vauxhall.co.uk/adblue in accordance with regulations R (EC) No. 715/2007 and R (EC) No. 692/2008 (in the versions respectively applicable).




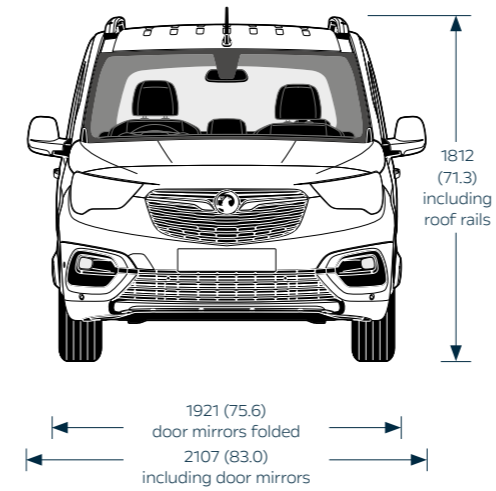
Vauxhall_524582.jpg

DIMENSIONS AND CAPACITIES

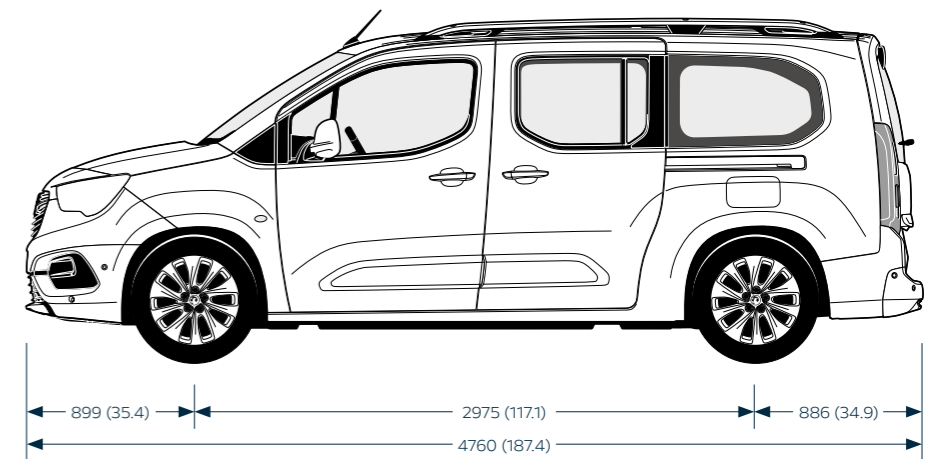
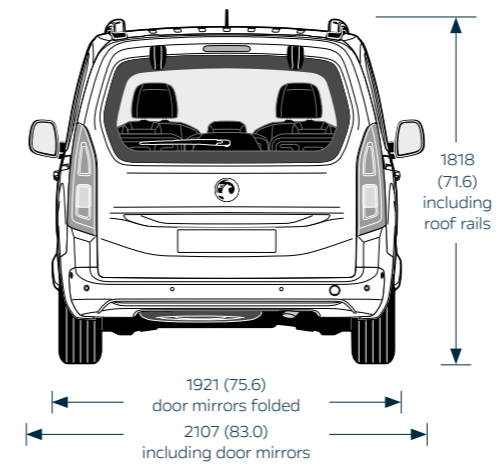
All measurements in mm (inches) unless stated otherwise.

	5-SEAT	XL 7-SEAT
LOADSPACE DIMENSIONS		
Maximum load floor length – passenger seat folded	2700 (106.3)	3050 (120.1)
Maximum load length – behind front seats	1880 (74.0)	2230 (87.8)
Maximum load length – behind second-row seats	1000 (39.4)	1350 (53.1)
Maximum load length – behind third-row seats	N/A	418 – 566 (16.5-22.3)
Maximum load height	1200 (47.2)	1200 (47.2)
Maximum load width between wheel arches	1195 (47.0)	1195 (47.0)
Maximum width at Row 3	1149 (45.2)	1163 (45.8)
Loading height	580 – 586 (22.8-23.0)	591 – 596 (23.3-23.5)
Maximum rear opening width	1241 (48.9)	1241 (48.9)
Maximum rear opening height	1125 (44.3)	1125 (44.3)
Maximum side-access width	737 (29.0)	737 (29.0)
Maximum side-access height	1154 (45.4)	1154 (45.4)
LUGGAGE CAPACITIES* – LITRES (CU.FT.)		
Behind front-row seats to glassline	1414 (49.9)	1672 (59.0)
Behind front-row seats to roof	4414 (155.9)	5172 (182.6)
Behind second-row seats to glassline	775 (27.4)	1050 (37.1)
Behind second-row seats to roof	2130 (75.2)	2950 (104.2)
Behind third-row seats	N/A	209-322 (7.4-11.4)

5-seat



XL 7-seat



*Measured using the ECIE method.

VAUXHALL CONNECTED SERVICES

An intelligent range of Vauxhall Connect Services offers you a new level of safety and convenience – wherever and whenever you need it. Discover the Connect ONE and Connect PLUS service packages, which can support you every day.

CONNECT ONE package

A pack for Customers' peace of mind, with features for their safety and assistance.

Included for 10 Years (Free of charge)

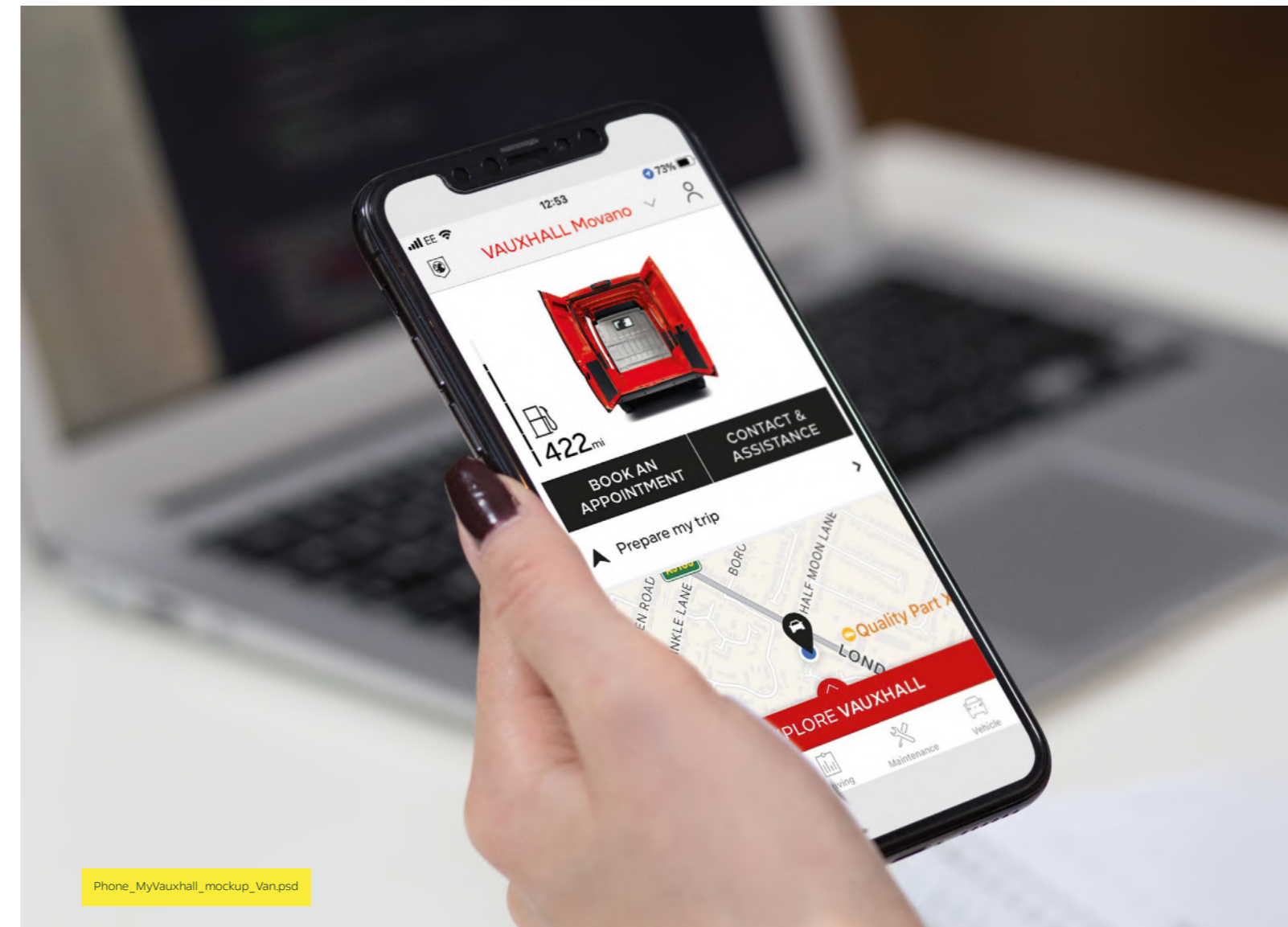
- Over-The-Air Software Updates
- Emergency Call/Vauxhall Assistance Call
- Vehicle Health and Maintenance Alerts
- Games
- e-Coaching (BEV only)
- e-Remote Control (BEV only)
- e-Routes by Free2move Charge (BEV only)
- e-Solution Charging by Free2move Charge (BEV only)

CONNECT PLUS package*

A pack to offer a tech-savvy experience on-board and off-board, with vehicle remote management and assistance aids to help improve every journey.

6 Months Free Trial (Subscription service)

- Connected Alarm
- Remote Control
- My Trip Report – Driving statistics
- Find My Car
- Vauxhall Skill for Alexa™
- ChatGPT
- Real-Time Navigation by TomTom®†
 - Real Time Traffic
 - Speedcams
 - Fuel Price
 - EV Public Charging
 - Weather Forecast
- Maps Update Over-The-Air†
- Send to Nav (App to vehicle)
- EV Trip Planner/EV Routing Embedded



Explore MyVauxhall

Ready to make life easier? Meet MyVauxhall – your one-stop shop for everything Vauxhall.

Plan journeys from the comfort of your armchair. View your next scheduled service, book a vehicle repair, access your handbook and much more!

Also if you drive an electric vehicle, you'll love our e-Remote Control app feature. Use it to pre-condition your cabin temperature before journeys – and maximise your charge. Or pre-schedule charging times at night, and benefit from cheaper electricity.

For more information visit
vauxhall.co.uk/discover/myvauxhall.html



Download
MyVauxhall now!

For more information visit connect.vauxhall.co.uk

*Subject to subscription – after you have taken delivery of your vehicle, please subscribe on: connect.vauxhall.co.uk **via MyVauxhall App. †Standard on models with Satellite Navigation only. Additional terms and conditions apply to connected services, including customer acceptance of location sharing prior to activation.

COMPANY CAR DRIVER AND FLEET INFORMATION

BENEFIT IN KIND COMPANY CAR TAXATION*

The car benefit charge will be the car's list price (including VAT, options and accessories fitted, delivery to Retailer and number plates, but excluding Vehicle Excise Duty and new vehicle first registration fee) multiplied by the percentage charge for the CO₂ emissions band in which the car falls (see table opposite). Multiply this figure by your personal income tax rate (20%** for Basic Rate, 40%** for Higher Rate) to calculate your annual benefit in kind tax liability.

GENERIC EXAMPLE:

Electric vehicle: 0g/km CO₂

On-the-road RRP	£23,985.00
Deduct: Vehicle Excise Duty	-£10.00
New vehicle first registration fee	-£55.00
Effective list price	£23,920.00
Add: Optional two-coat metallic paint	£600.00
List price for tax purposes (P11D value)	£24,520.00
Car benefit charge 2025-26 tax year (3%)	£735.60
Benefit in kind tax liability	
Basic Rate (20%) tax payer	£147.12
Higher Rate (40%) tax payer	£294.24*

* Please note this Price Guide provides taxation information as a guide only. Vauxhall does not provide taxation guidance. Drivers should always take professional advice on their own tax position.

** Excludes residents of Scotland.

To calculate your own personal liability, click the link [Vauxhall BiK Tool](#)

CO ₂ (G/KM)	ELECTRIC RANGE (MILES)	% 2025-26 TAX YEAR	% 2026-27 TAX YEAR
0	-	3%	4%
1 - 50	130+	3%	4%
1 - 50	70 - 129	6%	7%
1 - 50	40 - 69	9%	10%
1 - 50	30 - 39	13%	14%
1 - 50	<30	15%	16%
135-139	-	33%	33%
140-144	-	34%	34%
145-149	-	35%	35%
150-154	-	36%	36%

†Correct at time of issue.

VEHICLE EXCISE DUTY†

The amount of Vehicle Excise Duty (road fund licence) payable on new cars varies depending on the level of carbon dioxide (CO₂) emissions produced by the vehicle. CO₂ emissions are measured in grams per kilometre (g/km) travelled and divided into 13 charging bands shown in the table below.

A 'first year rate' of Vehicle Excise Duty is payable on all new cars and in subsequent years the amount payable reverts to a different rate.

EXPENSIVE CAR SUPPLEMENT

Vehicles registered on or after 1 April 2025 with a list price over £40,000 (including factory-fitted options) will attract the standard VED rate plus the Expensive Car Supplement for five years, starting from the second license year. The Expensive Car Supplement will also apply to electric/zero emission vehicles with a list price over £50,000 (including factory-fitted options).

CO ₂ (G/KM)	FIRST YEAR RATE 2025/2026	FIRST YEAR RATE 2026/2027
0	£10	£10
1 to 50	£110	£115
51 to 75	£130	£135
76 to 90	£270	£250
91 to 100	£350	£365
101 to 110	£390	£405
111 to 130	£440	£455
131 to 150	£540	£560
151 to 170	£1,360	£1,410
171 to 190	£2,190	£2,270
191 to 225	£3,300	£3,420
226 to 255	£4,680	£4,850
Over 255	£5,490	£5,690

FLEET TOOLBOX

The Fleet Toolbox has a host of useful calculators, comparators, interactive listings and information.

Click the link for more information

[Vauxhall Fleet Tool Box](#)

CONTACT VAUXHALL FLEET

Please contact one of our dedicated sales teams who will be happy to help with your particular enquiry.

FLEET DECISION MAKERS

Depending on the size of your fleet of vehicles, we have a dedicated team to handle your enquiries. The lines are open Monday to Friday excluding Bank Holidays.

1-24 vehicles

Call: 0203 885 4560 (8:30am – 5:00pm)

Email: enquiries@stellantis-fleet.co.uk

50+ vehicles

Call: 0203 885 4562 (8:30am – 5:00pm)

Email: enquiries@vauxhallfleet.co.uk

Special Vehicles (Police, Fire and Ambulance)

Email: psvo@stellantis.com

For more information visit

vauxhall.co.uk/fleet

FURTHER INFORMATION

ON-THE-ROAD PRICES

To eliminate uncertainty about hidden costs when buying a new car, Vauxhall publishes on-the-road recommended retail prices (RRP) and these are shown in the pricing tables within this price guide. These prices include VAT, number plates and delivery to Retailer of £900.00 (including £150.00 VAT), 12 months' Government Vehicle Excise Duty and the DVLA new vehicle first registration fee of £55.00.*

Please note: The on-the-road recommended retail price (RRP) does not include fuel supplied by the Retailer, motor insurance or any other goods or services supplied by agreement between the Retailer and the customer.

PRICE PROTECTION

Order a new Vauxhall for build in the current model year (as confirmed by your Retailer) for delivery no more than three months in advance and the price you are quoted is the price you pay. This is irrespective of any subsequent price rises between placing your order and delivery of your new car, but you must take delivery as soon as the car is available. Please note: Vauxhall Motors Limited is not liable for price adjustments caused by Government changes in the rate of VAT (currently 20%), Vehicle Excise Duty, DVLA new vehicle first registration fee or by any other applicable legislation or regulations.

CUSTOMER CARE COMMITMENT

For added peace of mind, Vauxhall has an innovative Customer Care Commitment that offers the following:

- Three-year vehicle warranty consisting of a one year/unlimited mileage manufacturer's warranty and a second and third year manufacturer's warranty with a 60,000 miles limitation
- Vauxhall Assistance for 12 months from first registration
- Six years' body panel anti-perforation warranty

Please note: Warranty is only available on vehicles sourced from Vauxhall Motors Limited. Terms and conditions apply – please see your Vauxhall Retailer for details.

VAUXHALL ASSISTANCE

Vauxhall Assistance is provided automatically with every new Vauxhall for 12 months from first registration and covers everything from accident assistance, roadside recovery and 'at home' service to flat tyres. For even more peace of mind, on fully electric models, the cover is extended** to 3 years. Even more reason for you to stay calm and let us take care of everything should the need arise. With Vauxhall Assistance help is literally just a free† phone call away, 24 hours a day, 365 days a year!

LEASYS

LEASYS UK

Leasys is the proud Business Contract Hire partner of Vauxhall and consequently, can provide quick vehicle delivery to keep your business mobile. Specialised in Medium to Long-Term Leasing options and Fleet Management solutions for businesses of all sizes, Leasys lead mobility by offering sustainable and innovative solutions designed around customers, for a best-in-class experience. Their team of experts can personally support you and provide dedicated consultation. Leasys is equally owned by Stellantis and Crédit Agricole Consumer Finance and is a member of the British Vehicle Rental and Leasing Association (BVRLA). For further information, please contact your local Vauxhall Retailer or visit leasys.com/uk

IN THE EVENT OF AN ACCIDENT

Vauxhall Accident Management helps keep you mobile following an accident. Benefits include vehicle recovery, Vauxhall-approved repairs and contacting your insurer. For more details, visit vauxhall.co.uk/AccidentManagement

VAUXHALL FLEXCARE – SERVICE PLANS AND EXTENDED WARRANTY

Designed for your peace of mind. A collection of extended warranty and service plans to match the way you drive.

EXTENDED WARRANTY

An extended warranty for your Vauxhall offers you similar cover for material or manufacturing defects beyond the original warranty period on the vehicle. By choosing an official Vauxhall Extended Warranty, we guarantee that any repairs you need are carried out by Vauxhall trained technicians using genuine Vauxhall parts.

SERVICE PLANS

There's no need to worry about budgeting for your next service. Simply take out a Vauxhall Fixed Price Service Care Plan. You can then focus on the more important things in life, knowing your servicing costs are taken care of. For more information, click on the link below or call us on 0345 600 2065. See vauxhall.co.uk/discover/here-for-you.html

FLEXICARE SERVICE PLANS

There's no need to worry about budgeting for your next service. Simply take out a Vauxhall Fixed Price Service Care Plan, flexible to suit all needs. Visit vauxhall.co.uk/owners/maintenance-and-repair/servicing/flexcare.html

VAUXHALL INSURANCE WITH ADDED REASSURANCE

Join the family or find out more about Vauxhall Insurance Services by contacting our insurance team on 0330 678 1130††, or visit: vauxhall.co.uk/offers-finance/insurance.html

VAUXHALL ACCESSORIES

From the small things that make life easier to the big things that make life exciting – personalise your Vauxhall with Vauxhall Accessories. So what are you looking for? A device holder, roof box, or even splash guards? Whatever it is we've got the solution for you. With our huge accessory range, all tailor-made for your Vauxhall and come with a full year's warranty. For further details visit your local Retailer or see vauxhall.co.uk/owners/accessories.html

PROTECTING THE ENVIRONMENT

Vauxhall's commitment to the environment is demonstrated by our products' many environmental awards. For even more information on Vauxhall's efforts to achieve an environmentally sustainable future, and how to dispose of your end-of-life vehicle, see vauxhall.co.uk/recycling

FOR MORE PRODUCT INFORMATION

For further information on the Vauxhall range or location of your nearest Vauxhall Retailer please call 0800 026 0034. Alternatively, details can be found on our website at vauxhall.co.uk

*Correct at time of issue. **Terms and conditions apply. Please click [here](#) for full terms and conditions. †Mobile phone users will be charged at their standard tariff. ††Calls may be recorded. Vauxhall Insurance Services is a trading name of Europa Group Limited which is authorised and regulated by the Financial Conduct Authority. Europa Group Limited's Financial Services Register number 309794. Registered as a limited company in England and Wales No 03279177. Registered Office: Europa House, Midland Way, Thornbury, Bristol, BS35 2JX.

Vauxhall Combo Life

23 January 2026 | Model Year 2026.5 (B2)



For more information call **0800 026 0034**

For Fleet enquiries call **0203 476 2268**

Discover the full Vauxhall range at vauxhall.co.uk

Join us online

Published 23 January 2026

©2026 Vauxhall Motors Limited

Vauxhall Motors Limited, Coventry CV3 1ND

The invoice price, including delivery to Retailer, factory-fitted options, accessories fitted by the Retailer and number plates, is subject to VAT. Some feature descriptions in this guide may refer to, and some illustrations may show, optional equipment not included in the standard delivery. The information contained in this guide was accurate at the time of publication. We reserve the right to make changes in design and equipment. Please note that Vauxhall Retailers are not the agents of Vauxhall Motors Limited and are not authorised to bind Vauxhall Motors Limited by any specific or implied undertaking or representation. It is advisable to ensure that your motor insurance policy provides adequate cover for additional fitted options and accessories. The colours in this guide are only approximate actual colours. Illustrated optional equipment is available at extra charge. Availability, technical features and equipment provided on our vehicles can vary by model. For precise information on the equipment provided on our vehicles, please contact your local Vauxhall Retailer.