

# The Crafter panel van Brochure



Commercial  
Vehicles

## Ready for the toughest jobs.

- Robust design, technologies and driver assistance systems.
- More practical, economical, and innovative than ever before.
- Outstanding in its class.



### The perfect workplace.

- Available with an ergoComfort/ergoActive suspension seat\*
- A variety of storage solutions with a wide range of different ports and connections
- Available with a heated leather multi-function steering wheel\*
- Available with a 230V socket (300w)\*

### Excellent loadability.

- High load compartment of up to 2,196mm
- Wide side sliding door with an opening width of 1,311mm
- LED load compartment lighting\*
- 100mm lower loading sill<sup>2</sup>
- Up to 18.4m load volume<sup>1</sup>

### A choice of drive systems.

- Front wheel drive delivers the highest possible load compartment
- The first van to offer an 8-speed automatic gearbox with a choice of front wheel, rear wheel and 4MOTION all-wheel drive

### Value for money.

- High residual value
- Low fuel consumption
- Low maintenance costs

### Superb connectivity.

- Telematics preparation including FMS 3.0 compatibility\*
- Customer-specific function control unit (for special bodies and conversions)\*
- Car-Net mobile online services\*

### Load securing options.

- Available with an optional universal floor\*
- Load compartment designed for the addition of flexible shelving systems
- Interior roof rack\*
- Up to 14 load-lashing rings.

### Numerous driver assistance and safety systems.

- The first with City Emergency Braking and Automatic Post-Collision Braking as standard
- Electromechanical Servotronic steering as standard
- Side protection\*
- Lane Keeping Assist\*
- Rear Traffic Alert\*
- Trailer Assist\*
- Park Assist\*
- LED headlights\*

\* Available as an option. <sup>1</sup> Will be introduced at a later date. <sup>2</sup> Figure applies to the Crafter panel van with front wheel drive, compared to rear wheel drive and 4MOTION all-wheel drive. Illustration includes options at extra charge. Please contact your local Volkswagen Commercial Vehicles Van Centre for details of the standard equipment and optional extras available.

# Contents



Exterior >



The Crafter panel van >



Price list >




Assistance systems >




Offers & finance >



Crafter Bodies & Conversions >



Technical information >



Accessories >



Equipment >



Interior >



Model variants >



Paint & upholstery >



Business pack >



Drive systems >



Mobile online services >



Service & warranties >



## Crafted by you. Engineered by us.

**More practical, economical and innovative than ever before.** The Crafter panel van is a commercial vehicle like no other. Designed by our customers for our customers. Built from the ground up, using 100% Volkswagen DNA as a cost-effective, transport-oriented solution to meet the demands of a diverse range of businesses. The Crafter panel van represents state-of-the-art manufacturing, with the sole aim of making it the best commercial vehicle in its class.

Illustration includes options at extra charge. Please contact your local Volkswagen Commercial Vehicles Van Centre for details of the standard equipment and optional extras available.

<a href="#">Exterior</a>	<a href="#">Interior</a>	<a href="#">Drive systems</a>	<a href="#">Assistance systems</a>	<a href="#">Crafter panel van</a>	<a href="#">Crafter Bodies &amp; Conversions</a>	<a href="#">Business Pack</a>	<a href="#">Equipment</a>	<a href="#">Model variants</a>	<a href="#">Paint &amp; upholstery</a>	<a href="#">Mobile online services</a>	<a href="#">Technical information</a>	<a href="#">Price list</a>	<a href="#">Accessories</a>	<a href="#">Offers &amp; finance</a>	<a href="#">Service &amp; warranties</a>
--------------------------	--------------------------	-------------------------------	------------------------------------	-----------------------------------	--	-------------------------------	---------------------------	--------------------------------	--	--	---------------------------------------	----------------------------	-----------------------------	--------------------------------------	--

# The perfect workplace. Delivering storage, comfort and technology.



### Storage and carrying compartments.

- A Practical open storage compartments, consisting of three separate spaces
- B Multiple sturdy cup holders
- C Largest glovebox in its class
- D Lower dashboard tray with space for longer items
- E Storage in the doors for 1.5 litre bottles, folders and much more. Optional above-cab storage (not shown)

### Ports and connections.

- F Standard USB port for charging mobile devices
- G Standard Bluetooth® connection for mobile phones in conjunction with all radio and navigation devices
- H Multiple 12V sockets. Optional 230V socket for charging tool batteries and laptops (not shown)

### Comfort.

- I Optional heated leather multi-function steering wheel
- J Narrow 'A' pillars for improved all-round vision

Illustration includes options at extra charge. Please contact your local Volkswagen Commercial Vehicles Van Centre for details of the standard equipment and optional extras available.

## The ergoComfort suspension seats. Adjustable for a more comfortable driving position.



### The ergoComfort suspension seat.

- 1 Suspension seat with weight adjustment
- 2 Longitudinal seat adjustment
- 3 Seat height adjustment
- 4 Seat depth adjustment
- 5 Seat tilt adjustment
- 6 Backrest adjustment
- 7 Electric 4-way lumbar support
- 8 Headrest adjustment
- 9 Armrest adjustment

### The ergoActive suspension seat.

- 10 Seat massage function\*

\* This feature is in addition to the standard features of the ergoComfort seat.

The optional ergoComfort and ergoActive suspension seats with 20-way adjustment are designed to deliver optimum comfort through the reduction of road-related jolts. The combination of electric and manual adjustment allows the driver to select their preferred seating position. In addition, should you desire, the massage function is also available for the ergoActive suspension seat only.




Optional large storage compartments x 2 in the roof shelf.

## A wide range of drive systems.


The Crafter panel van – available with an 8-speed automatic gearbox and a choice of three different drive systems.

The 8-speed automatic transmission is the only one in its class that can be combined with three different drive systems. It has been specially calibrated for the Crafter panel van's specific driving characteristics, enabling both comfortable and consumption-optimised handling.


### Front wheel drive.



100mm lower load sill and entry height.  
Highest load height in class.  
Highest payload in the range.



Transversely-mounted front engine.



### Rear wheel drive.



High towing capacity up to 3.5t.  
Gross train weight of up to 8.0t.  
Better traction with heavy loads.



Longitudinally-mounted front engine.

### 4MOTION all-wheel drive.



Dependable traction and control.  
Improved directional stability.



Transversely-mounted front engine.

102PS engine	6-speed manual gearbox
122PS engine	-
140PS engine	6-speed manual gearbox or 8-speed automatic gearbox
177PS engine	6-speed manual gearbox or 8-speed automatic gearbox

102PS engine	-
122PS engine	6-speed manual gearbox (only available in combination with twin tyres)
140PS engine	6-speed manual gearbox (only available in combination with single tyres)
177PS engine	6-speed manual gearbox or 8-speed automatic gearbox

102PS engine	-
122PS engine	-
140PS engine	6-speed manual gearbox
177PS engine	6-speed manual gearbox or 8-speed automatic gearbox

Illustration includes options at extra charge. Please contact your local Volkswagen Commercial Vehicles Van Centre for details of the standard equipment and optional extras available.

# State-of-the-art driver assistance and safety systems



<sup>1</sup> For panel van and closed bodies only. Illustration includes options at extra charge. Please contact your local Volkswagen Commercial Vehicles Van Centre for details of the standard equipment and optional extras available.



**Front Assist with City Emergency Braking System.**  
Standard across the Crafter panel van range, this detects critical distances, warns of hazardous situations and when necessary, triggers emergency braking.<sup>1</sup>




**Crosswind Assist.**  
As part of the Electronic Stabilisation Programme (ESP), Crosswind Assist applies adaptive braking intervention when the vehicle encounters a strong crosswind. Standard on Crafter panel vans.



# Assistance systems to help keep you one step ahead.

Watch video >



Automatic Post-Collision Braking System.

**(MCB) Automatic Post-Collision Braking System.** Fitted as standard, the Automatic Post-Collision Braking System triggers braking after a collision, with the aim of preventing secondary collisions.



Side protection.

**P Side protection.** Available as an option, Side protection monitors the vehicle's sides and alerts you with visual and audible warnings if you're getting too close to other vehicles, pillars, walls or pedestrians.



Trailer Assist.

**P Trailer Assist.** Available as an option, Trailer Assist automatically manoeuvres the vehicle, if fitted with a trailer, during parallel and reverse parking.

Watch video >



Adaptive Cruise Control (ACC).

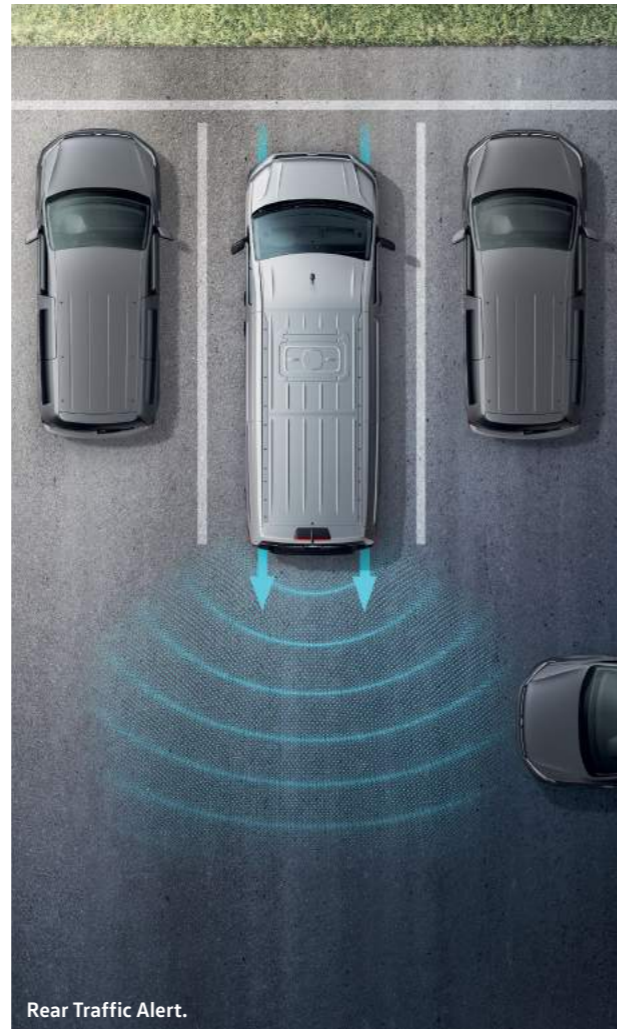
**ACC Adaptive Cruise Control (ACC).** Available as an option on Trendline only, ACC uses a front radar to measure the distance (up to 120 metres) and speed relative to vehicles driving ahead. It automatically regulates the pre-set distance. ACC also includes the Front Assist with City Emergency Braking System. This detects critical distances, warns of hazardous situations and when necessary, a speed of up to 18mph triggers emergency braking.

Illustration includes options at extra charge. Please contact your local Volkswagen Commercial Vehicles Van Centre for details of the standard equipment and optional extras available.


Exterior	Interior	Drive systems	Assistance systems	Crafter panel van	Crafter Bodies & Conversions	Business Pack	Equipment	Model variants	Paint & upholstery	Mobile online services	Technical information	Price list	Accessories	Offers & finance	Service & warranties
----------	----------	---------------	--------------------	-------------------	------------------------------	---------------	-----------	----------------	--------------------	------------------------	-----------------------	------------	-------------	------------------	----------------------



Lane Keeping Assist.



Rear Traffic Alert.



Park Assist.



Light Assist.

**Lane Keeping Assist.<sup>1</sup>**

Available as an option, Lane Keeping Assist countersteers the vehicle if the driver unintentionally drifts from a lane. The system also emits audible and visual warnings via the multi-function display to alert the driver of danger.

**Rear Traffic Alert.**

Available as an option, Rear Traffic Alert helps by emitting an audible warning when reversing out of a parking space if another vehicle is getting too close. If the driver fails to respond, the system intervenes and applies braking to help avoid a collision.

**Park Assist.**

This useful option aids positioning into parking spaces. When reverse is engaged, the vehicle assumes control of the steering. All that's required of the driver is operate the clutch, accelerator and brake pedals, whilst keeping a good lookout.

**Light Assist high-beam assistant.**

Automatically dips the headlights when it detects oncoming vehicles, or vehicles travelling ahead, to prevent other drivers from becoming dazzled. The system automatically switches on the high-beam headlights when the vehicle is travelling above 37mph in darkness.

<sup>1</sup> Within the system's thresholds.

Illustration includes options at extra charge. Please contact your local Volkswagen Commercial Vehicles Van Centre for details of the standard equipment and optional extras available.

**Electromechanical Servotronic steering.**  
Fitted as standard, Electromechanical Servotronic steering provides a speed-sensitive operation with active return. This improves the steering feel around the mid-point, providing improved levels of steering precision.

**Electronic Stabilisation Programme (ESP).**  
Fitted as standard, ESP is designed to prevent the vehicle from swerving in critical driving conditions by controlled and targeted intervention in the brakes and engine management system. This helps to maximise directional stability.

**Rear-view camera.<sup>1</sup>**  
Simplifies parking by showing a limited view of the area behind the vehicle on the display of the radio or navigation system. Additional guidelines help the driver manoeuvre into the space.

**Cruise control.**  
At 18mph and above, the system maintains your chosen preset speed through uphill and downhill inclines. Standard on Trendline and optional on Startline models.

**Tyre pressure monitoring system.<sup>1</sup>**  
Displays the current pressure for every tyre and warns of deviations from the set pressure.

**Driver Alert System.<sup>1</sup>**  
Uses visual and audible warning signals to recommend that the driver takes a break as soon as it registers driving behaviour that indicates tiredness. Standard on all models.

**Road Sign Display.<sup>2</sup>**  
Detects road signs and informs the driver about the current traffic situation.

**Fog lights with cornering function.**  
Ensures optimum visibility in poor weather conditions. The fog light on the inside of the curve illuminates the roadside when turning.

**Hill Descent Assist.<sup>3</sup>**  
Allows you to descend slopes in a safe, controlled way by regulating the engine speed and applying the brakes as necessary.

**Hill Start Assist.**  
This prevents the vehicle from rolling back on inclines, making it easier to start off on uphill slopes. Standard on all models.

**Lane Change Assist – Side Scan.<sup>1</sup>**  
Side Scan displays a warning signal on the exterior mirror as soon as one of its sensors detects a vehicle in a blind spot during a lane change.

**Anti-lock braking system (ABS).<sup>1</sup>**  
Prevents wheels from locking up and, thus, maintains manoeuvrability. Standard on all models.

**Traction control system (ASR).**  
Prevents wheelspin on poor or unstable surfaces.

**Electronic differential lock (EDL).**  
Distributes the engine torque to the tyres with the greatest traction.

**Driver's airbag.**  
Provides the best possible protection in the event of a frontal impact as a standard feature. A side-head airbag is also available as an option.

**Seat belt warning.**  
If their seat belt is not fastened, the seat belt warning reminds the driver to fasten it with a visual warning when the engine is started, and an audible warning after setting off. Standard on all models.



<sup>1</sup> Within the system's thresholds. <sup>2</sup> Only available in conjunction with the Discover Media navigation system. <sup>3</sup> Only in conjunction with 4MOTION all-wheel drive. Illustration includes options at extra charge. Please contact your local Volkswagen Commercial Vehicles Van Centre for details of the standard equipment and optional extras available.

## The Crafter panel van.

The Crafter panel van is distinguished by having even better loadability and load securing than ever before. The dimensions are ideal for transporting Euro pallets and roll containers. The factory-fitted preparation for shelves and cupboards, the optional universal floor and the optional internal roof rack combine to create even greater flexibility in the load compartment.

Starting from **£25,790†**

[Please click here for more details.](#)



100mm lower loading sill with the front-wheel drive.<sup>1</sup>

- Lowest aerodynamic drag in its class.
- Largest load compartment height of up to 2,196mm<sup>2</sup>.
- Largest side loading and opening width of 1,311mm via the sliding door.

<sup>1</sup> In comparison to rear-wheel drive and 4MOTION all-wheel drive.  
<sup>2</sup> Value applies to the Crafter panel van with long wheelbase maxi, super-high roof and front-wheel drive.

Illustration includes options at extra charge. Please contact your local Volkswagen Commercial Vehicles Van Centre for details of the standard equipment and optional extras available.

Volkswagen Commercial Vehicles may change RRP's at any time (this includes where there are government changes in regulation and/or legislation). There may be a delay to any RRP displaying correctly on our materials. Always obtain prices from your chosen authorised Van Centre.

† Basic RRP excluding VAT.



**01 Rear wing doors.** The two roof-height doors provide an opening angle of 180°. On Trendline models the standard rear wing doors are extended to an increased opening of 270°. The 270° rear wing doors are available as an option on Startline models.

**02 Wooden floor.** <sup>2</sup> This 8mm thick wooden floor for the load compartment provides the optimum surface for your cargo to rest on. Robust beechwood ensures outstanding sturdiness and resilience. Standard on Trendline and optional on Startline models.

**03 Universal floor.** <sup>1,2</sup> This wooden floor is the ideal basis for retrofitting the shelving and cupboard systems available from a range of manufacturers. Special adapters (A) enable cupboard systems to be easily fastened using the notches. Longitudinal and transverse load-lashing rails (B) are available as an option for the universal floor.

**Storage pockets for the rear wing doors** (not shown). <sup>1</sup> The removable storage pockets provide a safe and handy storage option for small tools.


**Protective grilles for the rear wing doors** (not shown). <sup>1</sup> These protect the rear windows against glass breakage and also help to prevent theft.

**Up to 14 load-lashing rings** (not shown). The Crafter panel van features two additional load-lashing rings on the partition allowing you to securely fasten cargo with tensioning straps and nets. The adjustable load-lashing rings are recessed to lie flush with the floor. To reduce the risk of being a trip hazard, they can also be folded to the sides in the vicinity of the doors.

**Preparation for shelving systems** (not shown). There are numerous holes for M6 bolts above and below the window area that simplify installation. The holes are spaced 100mm intervals.

## Innovative load compartments.

- Preparation for shelving systems.
- Available with a sturdy, hard-wearing beechwood floor. Standard on Trendline and optional on Startline models.
- Up to 14 high-strength, retractable load-lashing rings.



1 Optional at extra cost. 2 Will be introduced at a later date. Illustration includes options at extra charge. Please contact your local Volkswagen Commercial Vehicles Van Centre for details of the standard equipment and optional extras available.

# Solutions for partitioning, securing and working.

- Optional internal roof rack for long objects.
- Also available with optional load-lashing rails on the side walls, partitions and also on the roof.



**01 Bulkhead – full-height without window.** A roof compartment above the driver’s cabin is available upon request for the high roof variant and is a standard feature with the super-high roof.



**02 Half-height plywood side lining.**<sup>1</sup> The load compartment cladding made of 5mm thick rigid plywood panels is especially robust. It is fitted from the floor up to the load-lashing rails and is also highly durable.

**03 Storage boxes above the wheel housings.**<sup>1</sup> Fitted above both wheel housings in the load compartment and provide space for tools, high visibility vests, gloves, etc.

**04 Roof-height plywood side lining.**<sup>1</sup> 5mm thick rigid plywood panels make this side cladding especially resistant to impacts and is also highly durable.

**05 Load-lashing rails.**<sup>1</sup> Robust metal rails are available for the side walls, the bulkhead, the roof frame and universal floor for optimum load securing.



04 | 05



**06 Internal roof rack.**<sup>1</sup> Enables easy transport of long objects. The two rails can be moved within the vehicle and adjusted to the length of the objects. They can also be removed when the roof rack is not needed.

**230V socket, external and internal (not shown).**<sup>1</sup> The 230V external CEE socket provides the interior of the vehicle with an electricity supply of up to 2500W (16A) via a socket in the load compartment. This enables electrical equipment to be used inside the vehicle. The scope of delivery also includes a circuit breaker and a charger for the vehicle battery.



07

**07 LED load compartment lighting.**<sup>1</sup> Four LEDs integrated into the headlining provide bright and evenly distributed illumination of the load compartment.

**12V sockets (not shown).**<sup>1</sup> A 12V socket is integrated into an accessible location on the D-pillar of the rear wing door and on the sliding door. Vehicles with two sliding doors feature a third socket.

<sup>1</sup> Optional at extra cost. Illustration includes options at extra charge. Please contact your local Volkswagen Commercial Vehicles Van Centre for details of the standard equipment and optional extras available.

# Easy to load. Loads of space.



Wheelbase.	Medium	Long	Maxi <sup>2</sup>
<b>Seat configurations.</b> With 2 or 3 seats.			
<b>Load compartment<sup>6</sup> with Eur-1 pallets.</b> 800 x 1,200mm.	9.9 m <sup>3</sup> - 11.3 m <sup>3</sup>	14.4 m <sup>3</sup> - 16.1 m <sup>3</sup>	16.4 m <sup>3</sup> - 18.4 m <sup>3</sup>
<b>Load compartment<sup>6</sup> with Eur-3 pallets.</b> 1,000 x 1,200mm.	9.9 m <sup>3</sup> - 11.3 m <sup>3</sup>	14.4 m <sup>3</sup> - 16.1 m <sup>3</sup>	16.4 m <sup>3</sup> - 18.4 m <sup>3</sup>
<b>Load compartment<sup>6</sup> with roll containers.</b> 720 x 830mm.	9.9 m <sup>3</sup> - 11.3 m <sup>3</sup>	14.4 m <sup>3</sup> - 16.1 m <sup>3</sup>	16.4 m <sup>3</sup> - 18.4 m <sup>3</sup>
<b>Load dimensions.</b>	Length: 3,450mm Width: 1,832mm	Length: 4,300mm Width: 1,832mm	Length: 4,855mm Width: 1,832mm

**Side sliding door with 1,311mm opening width.**  
Easy to load and unload with common load carriers such as Euro pallets.

**High load compartment with up to 2,196mm.<sup>4</sup>**  
In conjunction with front wheel drive, the Crafter panel van offers a competitive load height for its class.

**100mm lower load sill.**  
Compared to the rear wheel drive and 4MOTION all-wheel drive, the front wheel drive further simplifies loading and unloading thanks to its lower load sill.

**Universal floor for fitting third-party storage systems.<sup>5</sup>**  
The optional wooden floor is the ideal base for fitting your choice of storage system from a range of manufacturers. Special adapters for the notches in the floor deliver the flexibility to add or remove items with ease.

**Preparation for shelving systems.**  
Numerous hexagonal holes for M6 screw fittings are located every 100mm within the load area, simplifying the mounting of shelves and storage units.

1 With front wheel drive, RWD single rear wheel and 4MOTION all-wheel drive. 2 Not available with a low roof. 3 Not available in conjunction with a super-high roof. 4 Figures based on the front wheel drive Crafter panel van long wheelbase maxi with super-high roof. 5 Optional at extra cost. 6 Figures are based on low roof to high roof load volumes/load volume for front-wheel drive. Illustration includes options at extra charge. Please contact your local Volkswagen Commercial Vehicles Van Centre for details of the standard equipment and optional extras available.

# The Crafter panel van. Engineered for you.

The Crafter panel van is the perfect basis for specialist conversion due to its robust design. You can find example bodies here, on the following pages and also at [www.volkswagen-vans.co.uk/conversions](http://www.volkswagen-vans.co.uk/conversions)



01



02



02



03

**01 Mobility van.** The particularly low entry height and front wheel drive provide the optimal basis for the conversion of the Crafter panel van into a vehicle for persons with reduced mobility. Useful features include linear lift or rear lowering.

**02 Emergency services vehicle.** The Crafter panel van's versatility, with three lengths and heights as well as front wheel drive, rear wheel drive and 4MOTION all-wheel drive make it the ideal base vehicle for this specialist application.

**03 Mobile breakdown assistance van.** The large cargo space in the Crafter panel van with high roof is ideal for expansion as a mobile workshop.



# Upgrade your Crafter panel van with the discounted Business Pack.

Now you can drive away in an upgraded Volkswagen Crafter panel van for less thanks to the Business Pack. Available on the Crafter Startline and Trendline panel van models, the discounted pack features front and rear parking sensors, air conditioning, an alarm and an overhead storage compartment in the cab for as little as £1,305 +VAT.

That's a saving of up to £1,390\* for you and your business. So your Crafter panel van can be kitted out with some of our most advanced and practical features without costing you the earth.

FOR ONLY  
**£1,305**  
+ VAT

## Startline and Trendline.

- Anti-theft alarm with interior monitoring, backup horn and towing protection
- Climatic air conditioning system
- Overhead storage with two 1-Din slots and reading light
- Parking sensors, front and rear



\* Saving against the cost of purchasing individual items.

Volkswagen Commercial Vehicles may change RRP's at any time (this includes where there are government changes in regulation and/or legislation). There may be a delay to any RRP displaying correctly on our materials. Always obtain prices from your chosen authorised Van Centre.

## Panel van standard equipment – Startline.



### Audio and communications.

- Composition Audio radio with USB/iPod connection and Bluetooth®.

### Cab area.

- Austin fabric seat covers (Anthracite).
- Dual passenger seat with storage compartment and folding tray in backrest.
- Electromechanical Servotronic steering.
- Rubber floor covering.
- Steering wheel with reach and rake adjustment.
- 12V socket.

### Cargo area.

- Full-height steel bulkhead without window.
- Rear wing doors without window.
- Two load-lashing rings on 'B' pillar.

### Exterior.

- Manually adjustable door mirrors.
- 180° rear wing doors. (270° hinges on LWB Maxi).
- 75 litre fuel tank with lockable cap.
- Manual side sliding door passenger's side.

### Additional equipment – Startline 5.0T GVW models

#### Exterior.

- Double rear wheels.
- Rear wheel drive.

#### Safety and security.

- Mandatory speed limiter – 56mph.
- Smart digital tachograph.

### Safety and security.

- Anti-lock Braking System (ABS).
- Automatic hazard lights activation under emergency braking.
- Crosswind Assist.
- Driver Alert System.
- Driver's airbag.
- Electronic Brake Assist (EBA).
- Electronic Stabilisation Programme (ESP), load adjusting.
- Engine immobiliser.
- Front Assist with City Emergency Braking System.
- Halogen main headlights with range control and daytime running function.
- Parking brake with hill hold control.
- Remote central locking with 2 remote keys.
- Seatbelt warning light for driver.
- Three-point inertia-reel seatbelts for all seats.
- Windscreen wiper with variable intermittent delay and wash-wipe system.

### Wheels and tyres.

- 16" x 6.5J steel wheels.
- 205/75 R16 C113/111 low rolling resistance.
- Full size steel spare wheel.
- Tool kit and jack.



## Upgrade your Crafter Startline panel van with a Business Pack and save £1,390.\*

\* Saving against the cost of purchasing individual items.

- Anti-theft alarm with interior monitoring, back-up horn and towing protection
- Climatic air conditioning system
- Overhead storage with two 1-Din slots and reading light
- Parking sensors, front and rear

[Find out more](#)

FOR ONLY  
**£1,305**  
+ VAT



Volkswagen Commercial Vehicles may change RRP's at any time (this includes where there are government changes in regulation and/or legislation). There may be a delay to any RRP displaying correctly on our materials. Always obtain prices from your chosen authorised Van Centre.

# Panel van standard equipment – Trendline.

Starting from **£30,015** † [Please click here for more details.](#)

## Additional equipment – Trendline

### Audio and communications.

- Composition Media DAB+ radio with 8" touch-screen, USB/iPod connection and Bluetooth®.
- App-Connect.
- Voice control.

### Cab area.

- Comfort single driver's seat including 2-way lumbar support and armrest.
- Cruise control with speed limiter.
- Electrically adjustable and heated door mirrors.
- Multi-function display plus.
- Multi-function steering wheel.

### Cargo area.

- Grab handles on rear entry pillars.
- Load floor cover – wooden.

### Exterior.

- Rear wing doors with 270° hinges.



Composition Media DAB+ radio with 8" touch-screen.



Multi-function steering wheel.

Illustration includes options at extra charge. Please contact your local Volkswagen Commercial Vehicles Van Centre for details of the standard equipment and optional extras available.

## Upgrade your Crafter Trendline panel van with a Business Pack and save £1,390.\*

\* Saving against the cost of purchasing individual items.

- Anti-theft alarm with interior monitoring, back-up horn and towing protection
- Climatic air conditioning system
- Overhead storage with two 1-Din slots and reading light
- Parking sensors, front and rear

[Find out more](#)

FOR ONLY

£1,305







+ VAT

Volkswagen Commercial Vehicles may change RRP's at any time (this includes where there are government changes in regulation and/or legislation). There may be a delay to any RRP displaying correctly on our materials. Always obtain prices from your chosen authorised Van Centre.

† Basic RRP excluding VAT.



## The Crafter panel van model variants.

Panel van	Medium wheelbase	Long wheelbase	Long wheelbase maxi
<b>Vehicle length</b> <b>Interior length</b>	5,986mm 3,450mm	6,836mm 4,300mm	7,391mm 4,855mm
<b>Low roof (optional)</b> Vehicle height <sup>2</sup> : 2,355mm Interior height <sup>4</sup> : 1,726mm		---	---
<b>High roof (standard)<sup>3</sup></b> Vehicle height <sup>2</sup> : 2,590mm Interior height <sup>4</sup> : 1,961mm			
<b>Super-high roof (optional)<sup>1</sup></b> Vehicle height <sup>2</sup> : 2,798mm Interior height <sup>4</sup> : 2,196mm	---		



1 Will be introduced at a later date. 2 For front-wheel drive, 4MOTION all-wheel drive, and rear-wheel drive with single tyres. Height dimensions to the road have a tolerance of ± 50mm.  
 3 High roof is standard. 4 Interior height for front-wheel drive. Please contact your local Volkswagen Commercial Vehicles Van Centre for details of the standard equipment and optional extras available.

# Paint & upholstery.



01



02



03



04



05




06




07




08



09



10



11

09 'Austin' upholstery  
Titanium Black

10 'Memphis' cloth upholstery  
Titanium Black

11 Robust 'Marathon' upholstery  
Palladium

Illustrations include options at extra charge. Please contact your local Volkswagen Commercial Vehicles Van Centre for details of the standard equipment and optional extras applicable in your country.











# Perfectly connected. With the Car-Net mobile online services.



The future of mobility is now the present – and available upon request in your Volkswagen commercial vehicle. The mobile online services enable you to enhance the Crafter panel van, transforming it into an Internet-based information centre. Car-Net 'App-Connect' enables you to conveniently use and control content on your smartphone even while driving. Using Car-Net 'Guide & Inform', you expand the optional Discover Media navigation system to include numerous additional on-board information services. More information is available at [www.volkswagen-vans.co.uk/about-us/technology/car-net](http://www.volkswagen-vans.co.uk/about-us/technology/car-net)

### Car-Net 'Security & Service'.<sup>1</sup>

In the future, the Crafter panel van will be available with Volkswagen Car-Net 'Security & Service'.<sup>1</sup> From parking locations to vehicle health reports, Car-Net 'Security & Service' makes the day-to-day usage of the Crafter panel van safer, easier, more practical and economical thanks to features such as:


- 
**Vehicle Status**  
 The customer can access many vehicle information, e.g. mileage, maintenance information, remaining range and tank capacity.
- 
**Vehicle Health Report**  
 The vehicle sends information about the vehicle health (e.g. warnings, service requirements from the instrument cluster) regularly or on request to the Volkswagen Server. The current Vehicle Health Report can be accessed through the web portal.
- 
**Area Alert**  
 By using the web portal or the app the vehicle owner can create up to ten areas that the vehicle is not allowed to leave or enter in a certain time period. If the rule is ignored, a notification will be sent to the vehicle owner.
- 
**Speed Alert**  
 The vehicle owner can set up a speed limit for his vehicle (once or permanently). If the vehicle exceeds the speed limit, a notification will be sent to the vehicle owner.
- 
**Online Anti-Theft-Alarm**  
 Enhancement of the anti-theft alarm signalling through instant notifications via mail or push to the smartphone.
- 
**Service Scheduling**  
 The vehicle reports service requirements to the VW server. The vehicle owner can choose a preferred service partner who can access the data and contact him proactively.
- 
**Driving Data**  
 The vehicle owner can view his current driving data (e.g. average fuel consumption, driving distance, etc.) through the customer web portal or his app.
- 
**Horn & Turn Signals**  
 The owner can remote control the hazard warning lights and the horn of his vehicle. The current status of the honking and flashing is displayed in the app.
- 
**Doors & Light**  
 The vehicle owner can check the locking status of the vehicle's doors and parking lights.
- 
**Parking Position**  
 At the end of a trip the vehicle sends the exact parking position to the VW server. In order to find the parked vehicle the location can be accessed through the customer web portal or the smartphone app.



<sup>1</sup> Will be introduced at a later date.

### Car-Net 'App-Connect'.<sup>2</sup>

Experience infotainment on the road and integrate your smartphone or tablet into your vehicle with Car-Net 'App-Connect' via a USB port. Car-Net 'App-Connect' mirrors compatible apps from your smartphone on the optional radio or navigation system's touchscreen display. Using 'Android Auto', Apple 'CarPlay' or 'MirrorLink™', you can comfortably control certain apps via the touchscreen display while driving.



You can use the following Volkswagen apps via 'MirrorLink'™ while driving: 'Drive & Track', 'Shared Audio', 'Call & Remind' and 'My Guide'. More information is available at [www.volkswagen-vans.co.uk/about-us/technology/car-net](http://www.volkswagen-vans.co.uk/about-us/technology/car-net)

### Car-Net 'Guide & Inform'.<sup>3</sup>

If your vehicle is fitted with an optional navigation system, you can activate the online-based Car-Net 'Guide & Inform' services. 'Guide & Inform' is available free of charge for the first three years after registration. You can utilise two types of services: services that support you directly in the vehicle and services you configure from home – either via the customer portal or via the Car-Net app. To use 'Guide & Inform' in the vehicle, simply generate a hotspot with your smartphone or use the optional Volkswagen CarStick.

#### Well informed in your vehicle.

'Guide & Inform' keeps the driver up to date: with online-based traffic information, fuel station prices, free parking spaces nearby and a Google POI search in the navigation system.

Online Traffic Information	Fuel Info	Parking Info <sup>4</sup>
Online Traffic Information	News	Weather

#### Well organised from home.

Using the customer portal, you can set-up online routes, destinations and POIs and then import them into the navigation system. The Car-Net app also synchronises calendar entries and driving destinations.

Online Route Import	Online Destination Import	My POIs
Vehicle Health Report	Time Manager	


### Volkswagen CarStick.<sup>1</sup>

The CarStick conveniently connects the vehicle with the Internet. It uses a data SIM card (not included in the scope of delivery) to establish a UMTS connection. This allows you to utilise the Car-Net 'Guide & Inform' services independently of your smartphone's hotspot and also create a hotspot in your vehicle for other mobile devices.



### FMS 3.0 Telematics

- Telematics capability allows the analysis of vehicle data including speed, location, mileage, economy and service status.
- Crafter's optional telematics preparation is designed to work seamlessly with the industry standard FMS 3.0. Included is the FMS compatible plug with power supply, which connects the telematics device to the vehicle.
- Easy adaptation to existing systems increases flexibility and allows the use of the customer's preferred telematics provider.



### Registration - A few simple steps:

- Create your personal account at [www.volkswagen-car-net.com/portal/en\\_GB/web/gb/login](http://www.volkswagen-car-net.com/portal/en_GB/web/gb/login)
- Enter your vehicle identification number (VIN).
- You receive an 8 digit registration code.
- Use your smartphone to create a mobile hotspot or use the Volkswagen CarStick.
- Enter the registration code into the navigation system.

1 Will be introduced at a later date. 2 Car-Net 'App-Connect' is only available in conjunction with the Composition Media radio system or the Discover Media and Discover Media plus navigation systems. Car-Net 'App-Connect' comprises MirrorLink™, CarPlay™ and Android Auto™. The availability of these technologies may vary depending on the country in question. Please note that Car-Net 'App-Connect' is not currently supported by every mobile telephone on the market. Volkswagen is working closely with major smartphone producers to promote broader compatibility for Car-Net 'App-Connect'. 3 The use of Car-Net 'Guide & Inform' mobile online services is only possible with the Discover Media and Discover Media plus optional extras. You will also require a mobile device (e.g. smartphone) that is capable of acting as a mobile wireless hotspot, or a Volkswagen UMTS CarStick with a SIM card from any mobile network provider, which must be paid for separately. The Guide & Inform services are only available with an existing mobile network contract or one to be concluded separately for this purpose between you and your mobile phone network provider, and only within the respective mobile phone network coverage. Depending on your mobile phone tariff, receiving data from the Internet may incur additional charges, particularly if you are using the phone abroad (e.g. roaming charges). Due to the amount of data needed when using Car-Net services, we strongly recommend signing up to a flat rate data plan with your mobile phone provider. Use of Car-Net is governed in a separate agreement concluded online with Volkswagen AG. After receiving possession of the vehicle, the customer has 90 days in which to register the vehicle at [www.volkswagen-car-net.com/portal/en\\_GB/web/gb/login](http://www.volkswagen-car-net.com/portal/en_GB/web/gb/login). Availability of Car-Net Services may vary depending on the country in question. These services are available for the duration of the contract term agreed, and may be subject to changes in terms of content during the contract period. More detailed information on Car-Net is available at [www.volkswagen-vans.co.uk/about-us/technology/car-net](http://www.volkswagen-vans.co.uk/about-us/technology/car-net) and from your Volkswagen Partner; contact your mobile network provider for information on your mobile network tariff conditions. 4 Available for car parks with suitable technical infrastructure. There is currently no information available regarding entry heights for the car parks in question. Illustration includes options at extra charge. Please contact your local Volkswagen Commercial Vehicles Van Centre for details of the standard equipment and optional extras available.

## Engine & gearbox data.

Engine specifications.	2.0 TDI 102PS	2.0 TDI 122PS (CR50 models only)	2.0 TDI 140PS	2.0 TDI 177PS
Mixture preparation/injection method	Common-rail/exhaust-gas turbocharger	Common-rail/exhaust-gas turbocharger	Common-rail/exhaust-gas turbocharger	Common-rail/exhaust-gas turbocharger
EU exhaust emission standard	EU6D Temp	EURO 6*	EU6D Temp	EU6D Temp*
Number of cylinders	4	4	4	4
Cubic capacity	1,968cc	1,968cc	1,968cc	1,968cc
Output, PS at rpm	102 at 3,000-3,500	122 at 3,500	140 at 3,500-3,600	177 at 3,600
Torque, max. Nm at rpm	300 at 1,400-2,250	300 at 1,400-2,250	340 at 1,600-2,250	410 at 1,500-2,000
Fuel tank capacity	75 litres	75 litres	75 litres	75 litres
AdBlue® tank capacity	18 litres	18 litres	18 litres	18 litres
Diesel Particulate Filter [DPF]	●	●	●	●
6-speed manual gearbox	●	●	●	●
8-speed automatic gearbox	-	-	○	○
Front-wheel drive	●	-	●	●
Rear-wheel drive	-	●	○	○
4MOTION all-wheel drive	-	-	○	○
Alternator <sup>1</sup>	140A or 180A	140A or 180A	140A or 180A	140A or 180A
Battery <sup>2</sup>	92Ah or 95Ah	92Ah or 95Ah	92Ah or 95Ah	92Ah or 95Ah

● Standard ○ Available - Not available. \* Please note CR50 models meet Euro 6 standards.

<sup>1</sup> Alternator rating depends on trimline and additional optional equipment fitted. <sup>2</sup> Battery rating depends on additional optional equipment fitted.



## Panel van fuel consumption, performance and emissions.

Engine/transmission		CO <sub>2</sub> emissions, g/km <sup>1</sup>		Urban mpg (ltr/100km) <sup>1</sup>	Extra-Urban mpg (ltr/100km) <sup>1</sup>	Combined mpg (ltr/100km) <sup>1</sup>	Top speed, mph, (where law permits)
		Max.	Min.				
<b>Startline medium wheelbase with high roof.</b>							
CR30	2.0TDI 102PS FWD 6-speed manual	TBA - 199		35.8 (7.9)	38.7 (7.3)	37.2 (7.6)	88
CR35	2.0TDI 102PS FWD 6-speed manual	TBA - 199		35.8 (7.9)	37.8 (7.3)	37.2 (7.6)	88
	2.0TDI 140PS FWD 6-speed manual	TBA - 203		34.4 (8.2)	38.2 (7.4)	36.7 (7.7)	98
	2.0TDI 140PS 4MOTION 6-speed manual	TBA - 240		27.7 (10.2)	32.8 (8.6)	31.0 (9.1)	96
	2.0TDI 140PS FWD 8-speed automatic	TBA - 194		35.3 (8.0)	39.8 (7.1)	38.2 (7.4)	96
	2.0TDI 140PS RWD 6-speed manual	TBA - TBA		TBA	TBA	TBA	TBA
<b>Startline long wheelbase with high roof.</b>							
CR35	2.0TDI 102PS FWD 6-speed manual	TBA - 199		35.8 (7.9)	38.7 (7.3)	37.2 (7.6)	88
	2.0TDI 140PS FWD 6-speed manual	TBA - 205		34.4 (8.2)	37.7 (7.5)	36.2 (7.8)	98
	2.0TDI 140PS 4MOTION 6-speed manual	TBA - 240		27.7 (10.2)	32.8 (8.6)	31.0 (9.1)	96
	2.0TDI 140PS FWD 8-speed automatic	TBA - 202		33.2 (8.5)	38.7 (7.3)	36.7 (7.7)	96
	2.0TDI 140PS RWD 6-speed manual	TBA - TBA		TBA	TBA	TBA	TBA
<b>Startline long wheelbase Maxi with high roof.</b>							
CR35	2.0TDI 102PS FWD 6-speed manual	TBA - 203		35.3 (8.0)	37.7 (7.5)	36.7 (7.7)	88
	2.0TDI 140PS FWD 6-speed manual	TBA - 205		34.4 (8.2)	37.7 (7.5)	36.2 (7.8)	98
	2.0TDI 140PS 4MOTION 6-speed manual	TBA - 240		27.7 (10.2)	32.8 (8.6)	30.7 (9.2)	96
	2.0TDI 140PS FWD 8-speed automatic	TBA - 202		33.2 (8.5)	38.7 (7.3)	36.7 (7.7)	96

<sup>1</sup> These vehicles are WLTP (Worldwide Harmonised Light-Duty Vehicles Test Procedure) type approved vehicles. More information is available at [www.volkswagen-vans.co.uk/about-us/wltp](http://www.volkswagen-vans.co.uk/about-us/wltp). However, to facilitate comparison between different models from different manufacturers and to accommodate the full transition to this new testing regime, we have displayed NEDC figures. These NEDC figures have been derived from WLTP testing, and may not be equivalent to NEDC figures from NEDC testing, so comparisons may be unreliable. Fuel consumption and efficiency figures are provided for comparative purposes only and may not reflect 'real world' driving results. Choice of wheels and other options may affect fuel consumption and emissions data.

## Panel van fuel consumption, performance and emissions (continued).

Engine/transmission		CO <sub>2</sub> emissions, g/km <sup>1</sup>		Urban mpg (ltr/100km) <sup>1</sup>	Extra-Urban mpg (ltr/100km) <sup>1</sup>	Combined mpg (ltr/100km) <sup>1</sup>	Top speed, mph, (where law permits)
		Max.	Min.				
<b>Trendline medium wheelbase with high roof.</b>							
CR30	2.0TDI 102PS FWD 6-speed manual	TBA	199	35.8 (7.9)	38.7 (7.3)	37.2 (7.6)	88
CR35	2.0TDI 102PS FWD 6-speed manual	TBA	199	35.8 (7.9)	38.7 (7.3)	37.2 (7.6)	88
	2.0TDI 140PS FWD 6-speed manual	TBA	203	34.4 (8.2)	38.2 (7.4)	36.7 (7.7)	98
	2.0TDI 140PS 4MOTION 6-speed manual	TBA	240	27.7 (10.2)	32.8 (8.6)	31.0 (9.1)	98
	2.0TDI 140PS FWD 8-speed automatic	TBA	194	35.3 (8.0)	39.8 (7.1)	38.2 (7.4)	98
	2.0TDI 140PS RWD 6-speed manual	TBA	TBA	TBA	TBA	TBA	TBA
	2.0TDI 177PS FWD 6-speed manual	TBA	206	32.5 (8.7)	38.7 (7.3)	36.2 (7.8)	103
	2.0TDI 177PS 4MOTION 6-speed manual	TBA	236	28.5 (9.9)	33.2 (8.5)	31.4 (9.0)	103
	2.0TDI 177PS 4MOTION 8-speed automatic	TBA	203	34.4 (8.2)	37.2 (7.6)	36.7 (7.7)	103
	2.0TDI 177PS FWD 8-speed automatic	TBA	TBA	TBA	TBA	TBA	TBA
2.0TDI 177PS RWD 6-speed manual	TBA	TBA	TBA	TBA	TBA	TBA	
<b>Trendline long wheelbase with high roof.</b>							
CR35	2.0TDI 102PS FWD 6-speed manual	TBA	199	35.8 (7.9)	38.7 (7.3)	37.2 (7.6)	88
	2.0TDI 140PS FWD 6-speed manual	TBA	205	34.4 (8.2)	37.7 (7.5)	36.2 (7.8)	98
	2.0TDI 140PS 4MOTION 6-speed manual	TBA	240	27.7 (10.2)	32.8 (8.6)	31.0 (9.1)	96
	2.0TDI 140PS FWD 8-speed automatic	TBA	202	33.2 (8.5)	38.7 (7.3)	36.7 (7.7)	96
	2.0TDI 140PS RWD 6-speed manual	TBA	TBA	TBA	TBA	TBA	TBA
	2.0TDI 177PS FWD 6-speed manual	TBA	210	31.7 (8.9)	38.2 (7.4)	35.3 (8.0)	103
	2.0TDI 177PS 4MOTION 6-speed manual	TBA	236	28.5 (9.9)	33.2 (8.5)	31.4 (9.0)	103
	2.0TDI 177PS 4MOTION 8-speed automatic	TBA	209	32.8 (8.6)	36.7 (7.7)	35.3 (8.0)	103
	2.0TDI 177PS FWD 8-speed automatic	TBA	TBA	TBA	TBA	TBA	TBA
	2.0TDI 177PS RWD 6-speed manual	TBA	TBA	TBA	TBA	TBA	TBA

<sup>1</sup> These vehicles are WLTP (Worldwide Harmonised Light-Duty Vehicles Test Procedure) type approved vehicles. More information is available at [www.volkswagen-vans.co.uk/about-us/wltp](http://www.volkswagen-vans.co.uk/about-us/wltp). However, to facilitate comparison between different models from different manufacturers and to accommodate the full transition to this new testing regime, we have displayed NEDC figures. These NEDC figures have been derived from WLTP testing, and may not be equivalent to NEDC figures from NEDC testing, so comparisons may be unreliable. Fuel consumption and efficiency figures are provided for comparative purposes only and may not reflect 'real world' driving results. Choice of wheels and other options may affect fuel consumption and emissions data.

## Panel van fuel consumption, performance and emissions (continued).

Engine/transmission	CO <sub>2</sub> emissions, g/km <sup>1</sup>		Urban mpg (ltr/100km) <sup>1</sup>	Extra-Urban mpg (ltr/100km) <sup>1</sup>	Combined mpg (ltr/100km) <sup>1</sup>	Top speed, mph, (where law permits)	
	Max.	Min.					
<b>Trendline long wheelbase Maxi with high roof.</b>							
CR35	2.0TDI 102PS FWD 6-speed manual		TBA - 203	35.3 (8.0)	37.7 (7.5)	36.7 (7.7)	88
	2.0TDI 140PS FWD 6-speed manual		TBA - 205	34.4 (8.2)	37.7 (7.5)	36.2 (7.8)	98
	2.0TDI 140PS FWD 8-speed automatic		TBA - 202	33.2 (8.5)	38.7 (7.3)	36.7 (7.7)	96
	2.0TDI 140PS 4MOTION 6-speed manual		TBA - 240	27.7 (10.2)	32.8 (8.6)	30.7 (9.2)	96
	2.0TDI 177PS FWD 6-speed manual		TBA - 210	31.7 (8.9)	38.2 (7.4)	35.3 (8.0)	103
	2.0TDI 177PS 4MOTION 6-speed manual		TBA - 238	28.2 (10.0)	33.2 (8.5)	31.0 (9.1)	103
	2.0TDI 177PS 4MOTION 8-speed automatic		TBA - 209	32.8 (8.6)	36.7 (7.7)	35.3 (8.0)	TBA
	2.0TDI 177PS FWD 8-speed automatic		TBA - TBA	TBA	TBA	TBA	TBA

<sup>1</sup> These vehicles are WLTP (Worldwide Harmonised Light-Duty Vehicles Test Procedure) type approved vehicles. More information is available at [www.volkswagen-vans.co.uk/about-us/wltp](http://www.volkswagen-vans.co.uk/about-us/wltp). However, to facilitate comparison between different models from different manufacturers and to accommodate the full transition to this new testing regime, we have displayed NEDC figures. These NEDC figures have been derived from WLTP testing, and may not be equivalent to NEDC figures from NEDC testing, so comparisons may be unreliable. Fuel consumption and efficiency figures are provided for comparative purposes only and may not reflect 'real world' driving results. Choice of wheels and other options may affect fuel consumption and emissions data.

## Panel van fuel consumption, performance and emissions (continued).

		Urban mpg (ltr/100km) <sup>1</sup>	Extra-Urban mpg (ltr/100km) <sup>1</sup>	Combined mpg (ltr/100km) <sup>1</sup>	Top speed, mph (where law permits)	CO <sub>2</sub> emissions, g/km <sup>1</sup>
<b>Medium wheelbase with high roof.</b>						
CR50	2.0TDI 122PS RWD 6-speed manual	26.2 (10.8)	37.7 (7.5)	32.5 (8.7)	56	228
	2.0TDI 177PS RWD 6-speed manual	25.2 (11.2)	38.7 (7.3)	32.5 (8.7)	56	228
	2.0TDI 177PS RWD 8-speed automatic	30.7 (9.2)	35.8 (7.9)	33.6 (8.4)	56	219
<b>Long wheelbase with high roof.</b>						
CR50	2.0TDI 122PS RWD 6-speed manual	26.2 (10.8)	37.7 (7.5)	32.5 (8.7)	56	228
	2.0TDI 177PS RWD 6-speed manual	25.2 (11.2)	38.7 (7.3)	32.5 (8.7)	56	228
	2.0TDI 177PS RWD 8-speed automatic	31.4 (9.0)	34.4 (8.2)	33.2 (8.5)	56	222
<b>Long wheelbase Maxi with high roof.</b>						
CR50	2.0TDI 122PS RWD 6-speed manual	26.2 (10.8)	36.7 (7.7)	32.1 (8.8)	56	231
	2.0TDI 177PS RWD 6-speed manual	25.0 (11.3)	38.2 (7.4)	32.1 (8.8)	56	231
	2.0TDI 177PS RWD 8-speed automatic	31.4 (9.0)	34.4 (8.2)	33.2 (8.5)	56	222

<sup>1</sup> We are currently changing over to the new vehicle testing regime known as the Worldwide Harmonised Light Vehicle Test Procedure (WLTP). This is being phased in for Light Commercial Vehicles (LCVs) and replaces the New European Driving Cycle (NEDC) test procedure for establishing the official fuel consumption and CO<sub>2</sub> emissions figures for new vehicles. WLTP applies to all vehicle manufacturers. If you order an LCV now, it is likely to have different official fuel consumption, CO<sub>2</sub> emissions data and specification to that shown in the configurator. For more information, please speak to your local authorised Van Centre. Comparisons may be unreliable. Other factors including Gross Vehicle Weight, trimline, extra equipment, options and accessories (wheels, tyres, etc.) may change vehicle parameters such as the weight, rolling resistance of the tyres and the aerodynamics and thus influence the fuel consumption, CO<sub>2</sub> emissions and driving performance values.

## Working with you.

The Crafter panel van offers professional transport solutions for all: we promise to work with you to tailor your new Crafter panel van and optimise the payload for your individual business requirements. Simply call your local Van Centre directly to discuss your needs.

## Panel van weights.

					Startline		Trendline		
					Unladen weight <sup>2</sup> , kg	Payload <sup>3</sup> ,kg	Unladen weight <sup>2</sup> , kg	Payload <sup>3</sup> , kg	
		Gross vehicle weight <sup>1</sup> , kg	Axle load limit, front/rear, kg	Trailer weight braked 12%/unbraked, kg	Gross train weight, kg				
<b>Medium wheelbase panel van with high roof.</b>									
CR30	2.0TDI 102PS FWD 6-speed manual	3,000	1,800 / 2,100	2,500 / 750	5,500	2,044 - 2,199	801 - 956	2,087 - 2,247	753 - 913
	2.0TDI 140PS FWD 6-speed manual	3,000	1,800 / 2,100	3,000 / 750	6,000	2,053 - 2,207	793 - 947	2,096 - 2,256	744 - 904
	2.0TDI 177PS FWD 6-speed manual	3,000	1,800 / 2,100	3,000 / 750	6,000	2,062 - 2,216	784 - 938	2,105 - 2,265	735 - 895
CR35	2.0TDI 102PS FWD 6-speed manual	3,500	1,800 / 2,100	2,500 / 750	5,500	2,044 - 2,199	1,301 - 1,456	2,087 - 2,247	1,253 - 1,413
	2.0TDI 140PS FWD 6-speed manual	3,500	1,800 / 2,100	3,000 / 750	6,000	2,053 - 2,207	1,293 - 1,447	2,096 - 2,256	1,244 - 1,404
	2.0TDI 140PS FWD 8-speed automatic	3,500	1,800 / 2,100	3,000 / 750	6,000	2,239 - 2,092	1,261 - 1,408	2,288 - 2,288	1,212 - 1,415
	2.0TDI 140PS RWD 6-speed manual	3,500	1,800 / 2,100	3,000 / 750	6,500	2,300	1,200	2,349 - 2,233	1,151 - 1,267
	2.0TDI 140PS 4MOTION 6-speed manual	3,500	1,800 / 2,100	3,000 / 750	6,000	2,303 - 2,196	1,197 - 1,304	2,383	1,117
	2.0TDI 177PS FWD 6-speed manual	3,500	1,800 / 2,100	3,000 / 750	6,000	2,062 - 2,216	1,284 - 1,438	2,105 - 2,265	1,235 - 1,395
	2.0TDI 177PS FWD 8-speed automatic	3,500	1,800 / 2,100	3,000 / 750	6,000	2,094 - 2,248	1,252 - 1,406	2,137 - 2,297	1,203 - 1,363
	2.0TDI 177PS RWD 6-speed manual	3,500	1,800 / 2,100	3,500 / 750	7,000	2,309 - 2,189	1,191 - 1,311	2,358	1,142
	2.0TDI 177PS 4MOTION 6-speed manual	3,500	1,800 / 2,100	3,000 / 750	6,000	2,198 - 2,343	1,157 - 1,302	2,241 - 2,392	1,108 - 1,259
	2.0TDI 177PS 4MOTION 8-speed automatic	3,500	1,800 / 2,100	3,000 / 750	6,000	2,375	1,125	2,424	1,076
CR50	2.0TDI 122PS RWD 6-speed manual	5,000	2,200 / 3,500	3,500 / 750	7,500	2,484	2,516	2,484	2,516
	2.0TDI 177PS RWD 6-speed manual	5,000	2,200 / 3,500	3,500 / 750	8,000	2,427 - 2,493	2,507 - 2,573	2,428 - 2,573	2,427 - 2,572
	2.0TDI 177PS RWD 8-speed automatic	5,000	2,200 / 3,500	3,500 / 750	8,000	2,534	2,466	2,534	2,466

1 We are currently changing over to the new vehicle testing regime known as the Worldwide Harmonised Light Vehicle Test Procedure (WLTP). This is being phased in for Light Commercial Vehicles (LCVs) and replaces the New European Driving Cycle (NEDC) test procedure for establishing the official fuel consumption and CO<sub>2</sub> emissions figures for new vehicles. WLTP applies to all vehicle manufacturers. If you order an LCV now, it is likely to have different official fuel consumption, CO<sub>2</sub> emissions data and specification to that shown in the configurator. For more information, please speak to your local authorised Van Centre. Comparisons may be unreliable.

Other factors including Gross Vehicle Weight, trimline, extra equipment, options and accessories (wheels, tyres, etc.) may change vehicle parameters such as the weight, rolling resistance of the tyres and the aerodynamics and thus influence the fuel consumption, CO<sub>2</sub> emissions and driving performance values.

2 Unladen weight includes approximately 90% fuel load and 75kg for driver.

3 Payload = gross vehicle weight minus unladen weight. Quoted weights are for vehicles with standard specification. Unladen weight and payload may be influenced by trimline, factory options and Van Centre fitted accessories.

The minimum payload range includes base specification vehicle. The maximum payload range includes the removal of standard features. Please contact your local Volkswagen Van Centre for more details.

## Panel van weights (continued).

						Startline		Trendline	
						Unladen weight <sup>1</sup> , kg	Payload <sup>2</sup> , kg	Unladen weight <sup>1</sup> , kg	Payload <sup>2</sup> , kg
						Startline		Trendline	
		Gross vehicle weight, kg	Axle load limit, front/rear, kg	Trailer weight braked 12%/unbraked, kg	Gross train weight, kg				
<b>Long wheelbase panel van with high roof.</b>									
CR35	2.0TDI 102PS FWD 6-speed manual	3,500	1,800 / 2,100	2,500 / 750	5,500	2,174 - 2,304	1,196 - 1,326	2,217 - 2,364	1,136 - 1,283
	2.0TDI 140PS FWD 6-speed manual	3,500	1,800 / 2,100	3,000 / 750	6,000	2,183 - 2,313	1,187 - 1,317	2,226 - 2,373	1,127 - 1,274
	2.0TDI 140PS FWD 8-speed automatic	3,500	1,800 / 2,100	3,000 / 750	6,000	2,345 - 2,224	1,155 - 1,276	2,405 - 2,258	1,095 - 1,242
	2.0TDI 140PS RWD 6-speed manual	3,500	1,800 / 2,250	3,000 / 750	6,500	2,415	1,085	2,475	1,025
	2.0TDI 140PS 4MOTION 6-speed manual	3,500	1,800 / 2,100	3,000 / 750	6,000	2,440 - 2,319	1,060 - 1,181	2,500 - 2,362	1,000 - 1,138
	2.0TDI 177PS FWD 6-speed manual	3,500	1,800 / 2,100	3,000 / 750	6,000	2,192 - 2,322	1,178 - 1,308	2,235 - 2,382	1,118 - 1,265
	2.0TDI 177PS FWD 8-speed automatic	3,500	1,800 / 2,100	3,000 / 750	6,000	2,224 - 2,354	1,146 - 1,276	2,267 - 2,414	1,086 - 1,233
	2.0TDI 177PS RWD 6-speed manual	3,500	1,800 / 2,250	3,500 / 750	7,000	2,424 - 2,303	1,076 - 1,197	2,484 - 2,346	1,016 - 1,154
	2.0TDI 177PS 4MOTION 6-speed manual	3,500	1,800 / 2,100	3,000 / 750	6,000	2,328 - 2,449	1,051 - 1,172	2,371 - 2,509	991 - 1,129
	2.0TDI 177PS 4MOTION 8-speed automatic	3,500	1,800 / 2,100	3,000 / 750	6,000	2,481	1,019	2,403	1,097
CR50	2.0TDI 122PS RWD 6-speed manual	5,000	2,200 / 3,500	3,500 / 750	7,500	2,634	2,366	2,694	2,306
	2.0TDI 177PS RWD 6-speed manual	5,000	2,200 / 3,500	3,500 / 750	8,000	2,570 - 2,643	2,357 - 2,430	2,571 - 2,703	2,279
	2.0TDI 177PS RWD 8-speed automatic	5,000	2,200 / 3,500	3,500 / 750	8,000	2,534	2,466	2,745	2,255
<b>Long wheelbase maxi with high roof.</b>									
CR35	2.0TDI 102PS FWD 6-speed manual	3,500	1,800 / 2,100	2,500 / 750	5,500	2,245 - 2,375	1,125 - 1,255	2,285 - 2,439	1,061 - 1,215
	2.0TDI 140PS FWD 6-speed manual	3,500	1,800 / 2,100	3,000 / 750	6,000	2,254 - 2,384	1,116 - 1,246	2,284 - 2,447	1,053 - 1,216
	2.0TDI 140PS FWD 8-speed automatic	3,500	1,800 / 2,100	3,000 / 750	6,000	2,286 - 2,416	1,084 - 1,214	2,479 - 2,335	1,021 - 1,165
	2.0TDI 140PS 4MOTION 6-speed manual	3,500	1,800 / 2,100	3,000 / 750	6,000	2,511 - 2,390	989 - 1,110	2,574 - 2,439	926 - 1,061
	2.0TDI 177PS FWD 6-speed manual	3,500	1,800 / 2,100	3,000 / 750	6,000	2,263 - 2,393	1,107 - 1,237	2,303 - 2,457	1,043 - 1,197
	2.0TDI 177PS FWD 8-speed automatic	3,500	1,800 / 2,100	3,000 / 750	6,000	2,295 - 2,425	1,075 - 1,205	2,335 - 2,489	1,011 - 1,165
	2.0TDI 177PS 4MOTION 6-speed manual	3,500	1,800 / 2,100	3,000 / 750	6,000	2,520	980	2,583 - 2,439	917 - 1,061
	2.0TDI 177PS 4MOTION 8-speed automatic	3,500	1,800 / 2,100	3,000 / 750	6,000	2,552	948	2,615	885
CR50	2.0TDI 122PS RWD 6-speed manual	5,000	2,200 / 3,500	3,500 / 750	7,500	2,704	2,296	2,768	2,232
	2.0TDI 177PS RWD 6-speed manual	5,000	2,200 / 3,500	3,500 / 750	8,000	2,714	2,286	2,777	2,223
	2.0TDI 177PS RWD 8-speed automatic	5,000	2,200 / 3,500	3,500 / 750	8,000	2,552	2,448	2,745	2,255

<sup>1</sup> We are currently changing over to the new vehicle testing regime known as the Worldwide Harmonised Light Vehicle Test Procedure (WLTP). This is being phased in for Light Commercial Vehicles (LCVs) and replaces the New European Driving Cycle (NEDC) test procedure for establishing the official fuel consumption and CO<sub>2</sub> emissions figures for new vehicles. WLTP applies to all vehicle manufacturers. If you order an LCV now, it is likely to have different official fuel consumption, CO<sub>2</sub> emissions data and specification to that shown in the configurator. For more information, please speak to your local authorised Van Centre. Comparisons may be unreliable.

Other factors including Gross Vehicle Weight, trimline, extra equipment, options and accessories (wheels, tyres, etc.) may change vehicle parameters such as the weight, rolling resistance of the tyres and the aerodynamics and thus influence the fuel consumption, CO<sub>2</sub> emissions and driving performance values.

<sup>2</sup> Unladen weight includes approximately 90% fuel load and 75kg for driver.

<sup>3</sup> Payload = gross vehicle weight minus unladen weight. Quoted weights are for vehicles with standard specification. Unladen weight and payload may be influenced by trimline, factory options and Van Centre fitted accessories.

The minimum payload range includes base specification vehicle. The maximum payload range includes the removal of standard features. Please contact your local Volkswagen Van Centre for more details.

# Panel van dimensions.

## CR30/35 medium wheelbase.

		Low <sup>1</sup> (optional)	High <sup>1</sup> (standard)
Roof height			
Wheelbase		3,640	3,640
Load compartment	length, mm	3,450/3,201**	3,450/3,201**
	width, mm	1,832	1,832
	width between wheel arches, mm	1,380	1,380
	height, mm (FWD/RWD & 4MOTION)	1,726/1,626	1,861/1,761
	load volume, m <sup>3</sup> (FWD/RWD & 4MOTION)	9.9/9.3	10.7/9.3
Side sliding door	width, mm	1,311	1,311
	height, mm	1,587	1,722
Rear wing doors	width, mm	1,552	1,552
	height, mm	1,605	1,740
Turning circle (wall to wall), m		13.6	13.6

All dimensions in millimetres (mm), unless otherwise stated.  
 1 CR30 and CR35: RWD & 4MOTION derivatives have a lower internal load height due to a raised floor (by 100mm).

## CR35 long wheelbase.

		High <sup>1</sup> (standard)	Super-high <sup>1</sup> (optional)
Roof height			
Wheelbase		4,490	4,490
Load compartment	length, mm	4,300/4,051**	4,300/4,051**
	width, mm	1,832	1,832
	width between wheel arches, mm	1,380	1,380
	height, mm (FWD/RWD & 4MOTION)	1,961/1,861	2,189/2,089
	load volume, m <sup>3</sup> (FWD/RWD & 4MOTION)	14.4/13.6	16.1/15.3
Side sliding door	width, mm	1,311	1,311
	height, mm	1,822	1,822
Rear wing doors	width, mm	1,552	1,552
	height, mm	1,840	1,840
Turning circle (wall to wall), m		16.2	16.2

All dimensions in millimetres (mm), unless otherwise stated.  
 1 CR35: RWD & 4MOTION derivatives have a lower internal load height due to a raised floor (by 100mm).

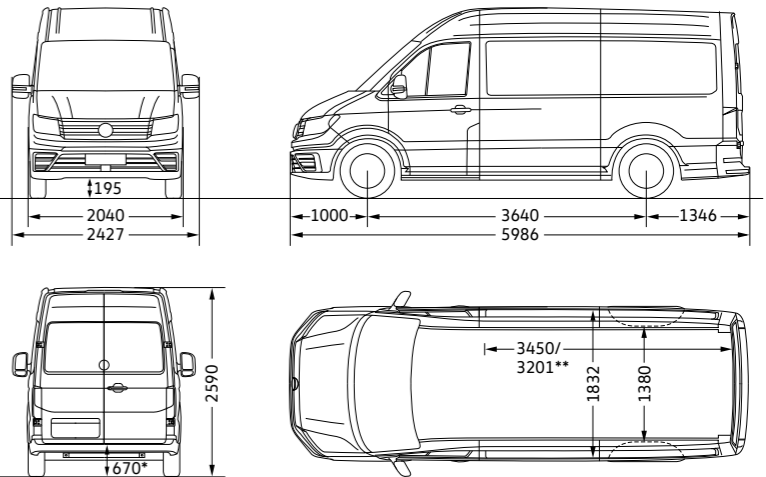


Illustration shown is CR35 medium wheelbase panel van with high roof.  
 \* This value applies for RWD & 4MOTION all-wheel drive.  
 \*\*Load compartment length, max. (at floor level)/load compartment length, min.

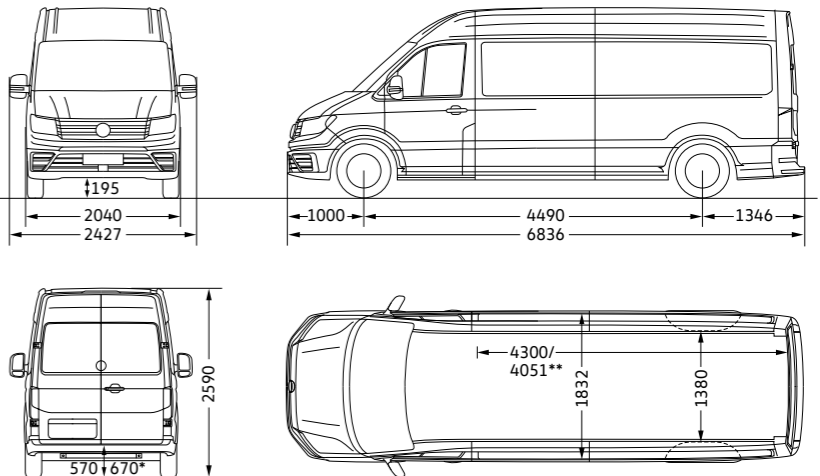


Illustration shown is CR35 long wheelbase panel van with high roof.  
 \* On high roof models, this value applies for RWD & 4MOTION all-wheel drive and rear-wheel drive.  
 On super-high roof models, this value applies for RWD & 4MOTION all-wheel drive only.  
 \*\*Load compartment length, max. (at floor level)/load compartment length, min.

Please note: all measurements listed are based on series vehicles. The loading sill and height dimensions listed here may vary by approximately ±50 mm depending on the equipment fitted and load. The vehicle drawings are not to scale.

# Panel van dimensions (continued).

## CR35 long wheelbase maxi.

Roof height		High <sup>1</sup> (standard)	Super-high <sup>1</sup> (optional)
Wheelbase		4,490	4,490
Load compartment	length, mm	4,855/4,606**	4,855/4,606**
	width, mm	1,832	1,832
	width between wheel arches, mm	1,380	1,380
	height, mm (FWD/RWD & 4MOTION)	1,961/1,861	2,196/2,096
	load volume, m <sup>3</sup> (FWD/RWD & 4MOTION)	16.4/15.5	18.4/17.5
Side sliding door	width, mm	1,311	1,311
	height, mm	1,822	1,822
Rear wing doors	width, mm	1,552	1,552
	height, mm	1,840	1,840
Turning circle (wall to wall), m		16.2	16.2

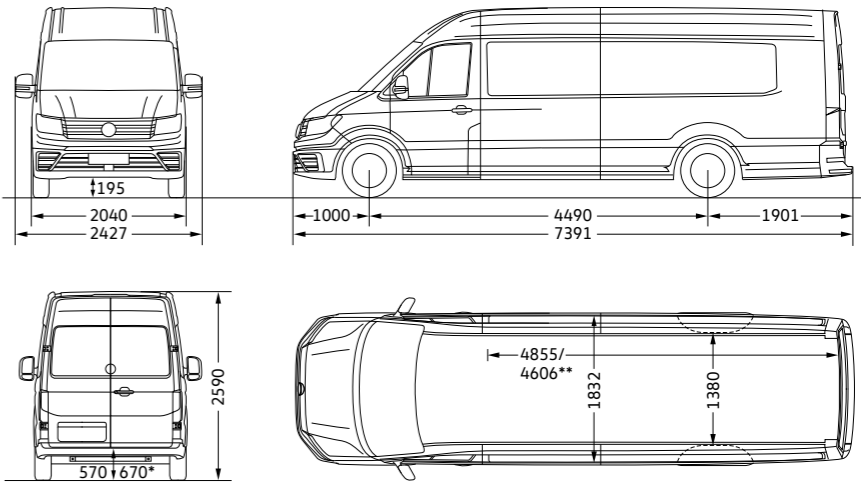


Illustration shown is CR35 long wheelbase maxi with high roof.  
 \* This value applies for RWD & 4MOTION all-wheel drive.  
 \*\*Load compartment length, max. (at floor level)/load compartment length, min.

All dimensions in millimetres (mm), unless otherwise stated.  
 1 CR35: RWD & 4MOTION derivatives have a lower internal load height due to a raised floor (by 100mm).

## CR50 medium wheelbase.

Roof height		High (standard)
Wheelbase		3,640
Load compartment	length, mm	3,450/3,201*
	width, mm	1,832
	width between wheel arches, mm	1,030
	height, mm	1,861
	load volume, m <sup>3</sup>	13.6
Side sliding door	width, mm	1,311
	height, mm	1,722
Rear wing doors	width, mm	1,552
	height, mm	1,740
Turning circle (wall to wall), m		16.2

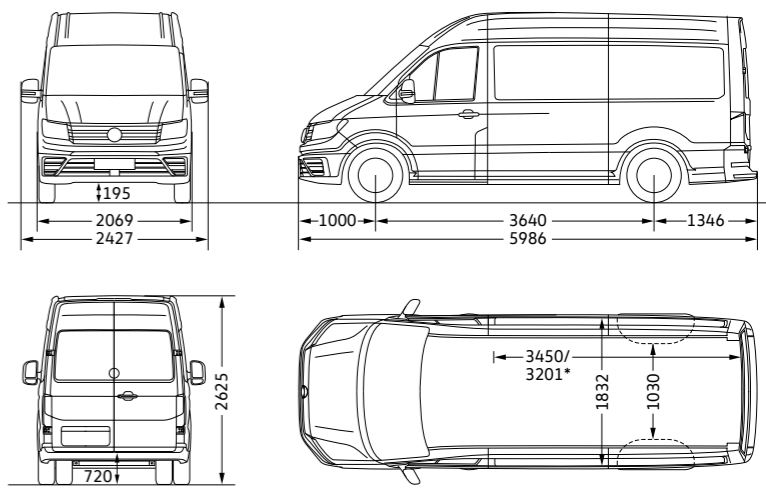


Illustration shown is CR50 medium wheelbase with high roof.  
 \* Load compartment length, max. (at floor level)/load compartment length, min.

All dimensions in millimetres (mm), unless otherwise stated.

Please note: all measurements listed are based on series vehicles. The loading sill and height dimensions listed here may vary by approximately ±50 mm depending on the equipment fitted and load. The vehicle drawings are not to scale.



# Panel van dimensions (continued).

## CR50 long wheelbase.

Roof height		High (standard)	Super-high (optional)
Wheelbase		4,490	4,490
Load compartment	length, mm	4,300/4,051*	4,300/4,051*
	width, mm	1,832	1,832
	width between wheel arches, mm	1,030	1,030
	height, mm	1,861	2,089
	load volume, m <sup>3</sup>	13.6	15.3
Side sliding door	width, mm	1,311	1,311
	height, mm	1,722	1,722
Rear wing doors	width, mm	1,552	1,552
	height, mm	1,740	1,740
Turning circle (wall to wall), m		16.2	16.2

All dimensions in millimetres (mm), unless otherwise stated.

## CR50 long wheelbase maxi.

Roof height		High (standard)	Super-high (optional)
Wheelbase		4,490	4,490
Load compartment	length, mm	4,855/4,606*	4,855/4,606*
	width, mm	1,832	1,832
	width between wheel arches, mm	1,030	1,030
	height, mm	1,861	2,096
	load volume, m <sup>3</sup>	15.5	17.5
Side sliding door	width, mm	1,311	1,311
	height, mm	1,722	1,722
Rear wing doors	width, mm	1,552	1,552
	height, mm	1,740	1,740
Turning circle (wall to wall), m		16.2	16.2

All dimensions in millimetres (mm), unless otherwise stated.

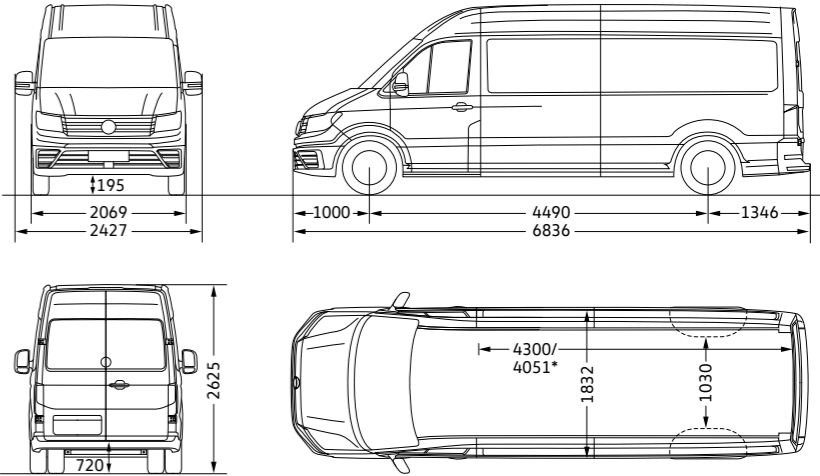


Illustration shown is CR50 long wheelbase with high roof.  
\* Load compartment length, max. (at floor level)/load compartment length, min.

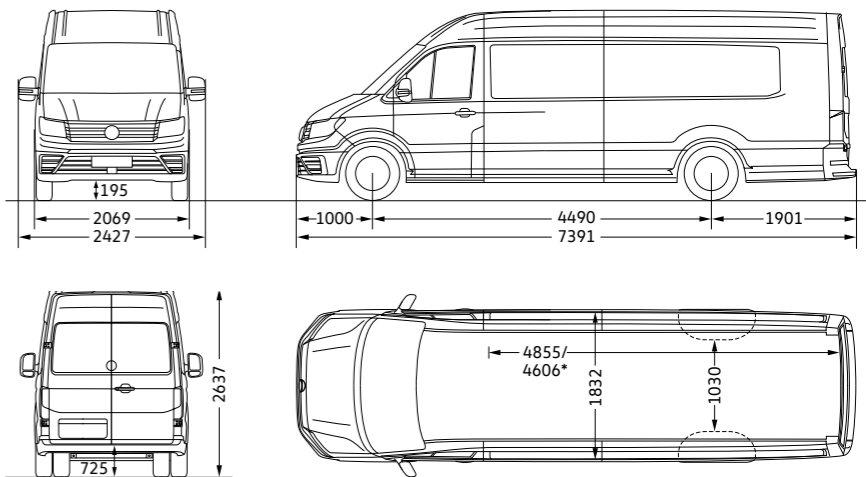


Illustration shown is CR50 long wheelbase maxi with high roof.  
\* Load compartment length, max. (at floor level)/load compartment length, min.

Please note: all measurements listed are based on series vehicles. The loading sill and height dimensions listed here may vary by approximately ±50 mm depending on the equipment fitted and load. The vehicle drawings are not to scale.

# Price list.



## Upgrade your Crafter Startline and Trendline panel vans with a Business Pack and save £1,390.\*

\* Saving against the cost of purchasing individual items.

- Anti-theft alarm with interior monitoring, back-up horn and towing protection
- Climatic air conditioning system
- Overhead storage with two 1-Din slots and reading light
- Parking sensors, front and rear

[Find out more](#)

FOR ONLY  
**£1,305**  
+ VAT



### \*Manufacturer's on the road (OTR) package.

Model	CR30 and CR35	CR50
Delivery to Van Centre	£620.00	£620.00
Number plates	£20.00	£20.00
VAT	£128.00	£128.00
First registration fee	£55.00	£55.00
Vehicle excise duty (VED) 1st year	£260.00	£165.00
<b>Basic OTR price (exc. VAT)</b>	<b>£955.00</b>	<b>£860.00</b>
<b>Total OTR price (inc. VAT)</b>	<b>£1,083.00</b>	<b>£988.00</b>

Volkswagen Commercial Vehicles may change RRP's at any time (this includes where there are government changes in regulation and/or legislation). There may be a delay to any RRP displaying correctly on our materials. Always obtain prices from your chosen authorised Van Centre.

## Model prices – Panel van.

Trimline	Model	Engine/transmission/drive system	Basic exc. VAT	Total inc. VAT	Total RRP inc. OTR* exc. VAT	Total RRP inc. OTR* inc. VAT
Startline medium wheelbase with high roof	CR30	2.0TDI 102PS FWD 6-speed manual	<b>£25,790.00</b>	£30,948.00	<b>£26,745.00</b>	£32,031.00
	CR35	2.0TDI 102PS FWD 6-speed manual	<b>£28,560.00</b>	£34,272.00	<b>£29,515.00</b>	£35,355.00
		2.0TDI 140PS FWD 6-speed manual	<b>£30,020.00</b>	£36,024.00	<b>£30,975.00</b>	£37,107.00
		2.0TDI 140PS FWD 8-speed automatic	<b>£31,800.00</b>	£38,160.00	<b>£32,755.00</b>	£39,243.00
		2.0TDI 140PS RWD 6-speed manual	<b>£31,355.00</b>	£37,626.00	<b>£32,310.00</b>	£38,709.00
		2.0TDI 140PS 4MOTION 6-speed manual	<b>£35,735.00</b>	£42,882.00	<b>£36,690.00</b>	£43,965.00
		CR50	2.0TDI 122PS RWD 6-speed manual	<b>£33,430.00</b>	£40,116.00	<b>£34,290.00</b>
	2.0TDI 177PS RWD 6-speed manual	<b>£35,930.00</b>	£43,116.00	<b>£36,790.00</b>	£44,104.00	
	2.0TDI 177PS RWD 8-speed automatic	<b>£37,710.00</b>	£45,252.00	<b>£38,570.00</b>	£46,240.00	
Startline long wheelbase with high roof	CR35	2.0TDI 102PS FWD 6-speed manual	<b>£30,065.00</b>	£36,078.00	<b>£31,020.00</b>	£37,161.00
		2.0TDI 140PS FWD 6-speed manual	<b>£31,525.00</b>	£37,830.00	<b>£32,480.00</b>	£38,913.00
		2.0TDI 140PS FWD 8-speed automatic	<b>£33,305.00</b>	£39,966.00	<b>£34,260.00</b>	£41,049.00
		2.0TDI 140PS RWD 6-speed manual	<b>£32,860.00</b>	£39,432.00	<b>£33,815.00</b>	£40,515.00
		2.0TDI 140PS 4MOTION 6-speed manual	<b>£37,240.00</b>	£44,688.00	<b>£38,195.00</b>	£45,771.00
	CR50	2.0TDI 122PS RWD 6-speed manual	<b>£34,935.00</b>	£41,922.00	<b>£35,795.00</b>	£42,910.00
		2.0TDI 177PS RWD 6-speed manual	<b>£37,435.00</b>	£44,922.00	<b>£38,295.00</b>	£45,910.00
		2.0TDI 177PS RWD 8-speed automatic	<b>£39,215.00</b>	£47,058.00	<b>£40,075.00</b>	£48,046.00

\* Please click here for more details on manufacturer's on the road (OTR) package.

**Volkswagen Commercial Vehicles may change RRP's at any time (this includes where there are government changes in regulation and/or legislation). There may be a delay to any RRP displaying correctly on our materials. Always obtain prices from your chosen authorised Van Centre.**

## Model prices – Panel van (continued).

Trimline	Model	Engine/transmission/drive system	Basic exc. VAT	Total inc. VAT	Total RRP inc. OTR* exc. VAT	Total RRP inc. OTR* inc. VAT
Startline long wheelbase Maxi with high roof	CR35	2.0TDI 102PS FWD 6-speed manual	<b>£30,955.00</b>	£37,146.00	<b>£31,910.00</b>	£38,229.00
		2.0TDI 140PS FWD 6-speed manual	<b>£32,415.00</b>	£38,898.00	<b>£33,370.00</b>	£39,981.00
		2.0TDI 140PS FWD 8-speed automatic	<b>£34,195.00</b>	£41,034.00	<b>£35,150.00</b>	£42,117.00
		2.0TDI 140PS 4MOTION 6-speed manual	<b>£38,130.00</b>	£45,756.00	<b>£39,085.00</b>	£46,839.00
	CR50	2.0TDI 122PS RWD 6-speed manual	<b>£35,825.00</b>	£42,990.00	<b>£36,685.00</b>	£43,978.00
		2.0TDI 177PS RWD 6-speed manual	<b>£38,325.00</b>	£45,990.00	<b>£39,185.00</b>	£46,978.00
		2.0TDI 177PS RWD 8-speed automatic	<b>£40,105.00</b>	£48,126.00	<b>£40,965.00</b>	£49,114.00
Trendline medium wheelbase with high roof	CR35	2.0TDI 102PS FWD 6-speed manual	<b>£30,015.00</b>	£36,018.00	<b>£30,970.00</b>	£37,101.00
		2.0TDI 140PS FWD 6-speed manual	<b>£31,475.00</b>	£37,770.00	<b>£32,430.00</b>	£38,853.00
		2.0TDI 140PS FWD 8-speed automatic	<b>£33,255.00</b>	£39,906.00	<b>£34,210.00</b>	£40,989.00
		2.0TDI 140PS RWD 6-speed manual	<b>£32,810.00</b>	£39,372.00	<b>£33,765.00</b>	£40,455.00
		2.0TDI 140PS 4MOTION 6-speed manual	<b>£37,190.00</b>	£44,628.00	<b>£38,145.00</b>	£45,711.00
		2.0TDI 177PS FWD 6-speed manual	<b>£33,280.00</b>	£39,936.00	<b>£34,235.00</b>	£41,019.00
		2.0TDI 177PS FWD 8-speed automatic	<b>£35,060.00</b>	£42,072.00	<b>£36,015.00</b>	£43,155.00
		2.0TDI 177PS RWD 6-speed manual	<b>£34,615.00</b>	£41,538.00	<b>£35,570.00</b>	£42,621.00
		2.0TDI 177PS 4MOTION 6-speed manual	<b>£38,995.00</b>	£46,794.00	<b>£39,950.00</b>	£47,877.00
	2.0TDI 177PS 4MOTION 8-speed automatic	<b>£40,775.00</b>	£48,930.00	<b>£41,730.00</b>	£50,013.00	
	CR50	2.0TDI 122PS RWD 6-speed manual	<b>£34,885.00</b>	£41,862.00	<b>£35,745.00</b>	£42,850.00
		2.0TDI 177PS RWD 6-speed manual	<b>£37,385.00</b>	£44,862.00	<b>£38,245.00</b>	£45,850.00
		2.0TDI 177PS RWD 8-speed automatic	<b>£39,165.00</b>	£46,998.00	<b>£40,025.00</b>	£47,986.00

\* Please click here for more details on manufacturer's on the road (OTR) package.

**Volkswagen Commercial Vehicles may change RRP's at any time (this includes where there are government changes in regulation and/or legislation). There may be a delay to any RRP displaying correctly on our materials. Always obtain prices from your chosen authorised Van Centre.**

## Model prices – Panel van (continued).

Trimline	Model	Engine/transmission/drive system	Basic exc. VAT	Total inc. VAT	Total RRP inc. OTR* exc. VAT	Total RRP inc. OTR* inc. VAT
Trendline long wheelbase with high roof	CR35	2.0TDI 102PS FWD 6-speed manual	£31,520.00	£37,824.00	£32,475.00	£38,907.00
		2.0TDI 140PS FWD 6-speed manual	£32,980.00	£39,576.00	£33,935.00	£40,659.00
		2.0TDI 140PS FWD 8-speed automatic	£34,760.00	£41,712.00	£35,715.00	£42,795.00
		2.0TDI 140PS RWD 6-speed manual	£34,315.00	£41,178.00	£35,270.00	£42,261.00
		2.0TDI 140PS 4MOTION 6-speed manual	£38,695.00	£46,434.00	£39,650.00	£47,517.00
		2.0TDI 177PS FWD 6-speed manual	£34,785.00	£41,742.00	£35,740.00	£42,825.00
		2.0TDI 177PS FWD 8-speed automatic	£36,565.00	£43,878.00	£37,520.00	£44,961.00
		2.0TDI 177PS RWD 6-speed manual	£36,120.00	£43,344.00	£37,075.00	£44,427.00
		2.0TDI 177PS 4MOTION 6-speed manual	£40,500.00	£48,600.00	£41,455.00	£49,683.00
		2.0TDI 177PS 4MOTION 8-speed automatic	£42,280.00	£50,736.00	£43,235.00	£51,819.00
	CR50	2.0TDI 122PS RWD 6-speed manual	£36,390.00	£43,668.00	£37,250.00	£44,656.00
		2.0TDI 177PS RWD 6-speed manual	£38,890.00	£46,668.00	£39,750.00	£47,656.00
		2.0TDI 177PS RWD 8-speed automatic	£40,670.00	£48,804.00	£41,530.00	£49,792.00
Trendline long wheelbase Maxi with high roof	CR35	2.0TDI 102PS FWD 6-speed manual	£32,410.00	£38,892.00	£33,365.00	£39,975.00
		2.0TDI 140PS FWD 6-speed manual	£33,870.00	£40,644.00	£34,825.00	£41,727.00
		2.0TDI 140PS FWD 8-speed automatic	£35,650.00	£42,780.00	£36,605.00	£43,863.00
		2.0TDI 140PS 4MOTION 6-speed manual	£39,585.00	£47,502.00	£40,540.00	£48,585.00
		2.0TDI 177PS FWD 6-speed manual	£35,675.00	£42,810.00	£36,630.00	£43,893.00
		2.0TDI 177PS FWD 8-speed automatic	£37,455.00	£44,946.00	£38,410.00	£46,029.00
		2.0TDI 177PS 4MOTION 6-speed manual	£41,390.00	£49,668.00	£42,345.00	£50,751.00
		2.0TDI 177PS 4MOTION 8-speed automatic	£43,170.00	£51,804.00	£44,125.00	£52,887.00
	CR50	2.0TDI 122PS RWD 6-speed manual	£37,280.00	£44,736.00	£38,140.00	£45,724.00
		2.0TDI 177PS RWD 6-speed manual	£39,780.00	£47,736.00	£40,640.00	£48,724.00
		2.0TDI 177PS RWD 8-speed automatic	£41,560.00	£49,872.00	£42,420.00	£50,860.00

\* Please click here for more details on manufacturer's on the road (OTR) package.

**Volkswagen Commercial Vehicles may change RRP's at any time (this includes where there are government changes in regulation and/or legislation). There may be a delay to any RRP displaying correctly on our materials. Always obtain prices from your chosen authorised Van Centre.**

## Panel van options.

Paint.	PR Code.	Van.	Startline.		Trendline.	
			Basic exc. VAT	Total RRP inc. VAT	Basic exc. VAT	Total RRP inc. VAT
<b>Solid.</b> Bright Orange (E3E3/2JB) <sup>1</sup> , Candy White (B4B4), Cherry Red (4B4B), Deep Ocean (OPOP), Ontario Green (V7V7).	As shown	Panel van	○	○	○	○
<b>Metallic.</b> Indium Grey (X3X3), Reflex Silver (8E8E).	As shown	Panel van	£1,150.00	£1,380.00	£1,150.00	£1,380.00
<b>Pearl effect.</b> Deep Black (2T2T).	As shown	Panel van	£1,245.00	£1,494.00	£1,245.00	£1,494.00
<b>Customised.</b> Please contact your local Van Centre for availability.	-	Panel van	From £130.00	From £156.00	From £130.00	From £156.00

### Interior trim.

<b>Seat trim covers in Austin fabric.</b> Seats in Titanium Black/dashboard upper-lower in Titanium Black-Palladium/flooring in Pearl Grey.	N0L/AS	Panel van	●	●	●	●
<b>Seat trim covers in Memphis fabric.</b> Seats in Titanium Black/dashboard upper-lower in Titanium Black-Palladium/flooring in Pearl Grey.	N2C/AS	Panel van	£25.00	£30.00	£25.00	£30.00
<b>Seat trim covers in Leatherette – Mesh.</b> Seats in Palladium-Titanium Black/dashboard upper-lower in Titanium Black-Palladium/floor covering in Pearl Grey.	N0C/AL	Panel van	£55.00	£66.00	£55.00	£66.00
<b>Seat trim covers in Robust fabric.</b> Seats in Palladium-Titanium Black/dashboard upper-lower in Titanium Black-Palladium/floor covering in Pearl Grey.	N1C/AL	Panel van	£130.00	£156.00	£130.00	£156.00

### Seating.

<b>Dual passenger seat in cab.</b> With storage compartment and folding tray in backrest.	3TS	Panel van	●	●	●	●
<b>Basic single driver's seat.</b>	3SH	Panel van	●	●	-	-
<b>Basic single passenger seat.</b>	3TH	Panel van	-£155.00	-£186.00	-	-
<b>Comfort single driver's seat.</b> With longitudinal seat adjustment, adjustable backrest, height adjustment, 2-way lumbar support, an adjustable seat cushion angle and a single armrest on the inner side.	3SE	Panel van	£195.00	£234.00	●	●
<b>Comfort single passenger seat.</b>	3TE	Panel van	-£105.00	-£126.00	-£105.00	-£126.00
<b>Comfort plus single driver's seat.</b> With longitudinal seat adjustment, adjustable backrest, height adjustment, 4-way electronic lumbar support, adjustable seat cushion angle and two armrests.	3SF	Panel van	-	-	£80.00	£96.00
<b>Comfort plus single passenger seat.</b>	3TF	Panel van	-	-	-£55.00	-£66.00

● Standard – Not available ○ At no extra cost Where additional equipment is required by chosen options, additional equipment will be charged at the prices shown.

1 Bright Orange – this comes without the standard painted trim panel in the bumper.

**Volkswagen Commercial Vehicles may change RRP's at any time (this includes where there are government changes in regulation and/or legislation). There may be a delay to any RRP displaying correctly on our materials. Always obtain prices from your chosen authorised Van Centre.**

## Panel van options (continued).

Seating (continued).	PR Code.	Van.	Startline.		Trendline.	
			Basic exc. VAT	Total RRP inc. VAT	Basic exc. VAT	Total RRP inc. VAT
ergoComfort driver's seat.	3SP	Panel van	-	-	£325.00	£390.00
ergoComfort passenger seat.	3TP	Panel van	-	-	£220.00	£264.00
ergoActive driver's seat. Including massage function.	3SK	Panel van	-	-	£385.00	£462.00
ergoActive passenger seat. Including massage function.	3TK	Panel van	-	-	£285.00	£342.00
Heated driver's seat. Only applicable when passenger seats have been deleted.	4A1	Panel van	£255.00	£306.00	£255.00	£306.00
Heated driver's and front passenger seats.	4A3	Panel van	£325.00	£390.00	£325.00	£390.00
Swivelling driver's seat.	3SD	Panel van	£385.00	£462.00	£205.00	£246.00
Swivelling passenger seat.	3TD	Panel van	£15.00	£18.00	£15.00	£18.00
<b>Wheel and tyre accessories.</b>						
All-weather tyres.	VG1	Panel van	£190.00	£228.00	£190.00	£228.00
Lockable wheel bolts.	1PB	Panel van	£25.00	£30.00	£25.00	£30.00
Tyre mobility kit in lieu of spare wheel. Including 12V compressor and tyre sealant.	1G8	Panel van	○	○	○	○
Wheel trims.	1ND	Panel van	£75.00	£90.00	£75.00	£90.00
Winter tyres. Tyre size: 205/75 R16C 113/111	VG2/Q69	Panel van	£190.00	£228.00	£190.00	£228.00
<b>Audio and communications.</b>						
Composition Audio. With 5" display, USB and mobile phone interface.	I7D	Panel van	●	●	-	-
Composition Media including DAB+ with 8" touch-screen. USB interface, 4 speakers (2 tweeters and 2 woofers), multi-function display plus, mobile phone interface, voice control and App-Connect.	Z34/QV3	Panel van	-	-	●	●
Discover Media navigation system with 8" touch-screen. USB interface, 4 speakers (2 tweeters and 2 woofers), multi-function display plus, mobile phone interface, voice control, Volkswagen Media Control and App-Connect.	Z44/ Z99/7RE	Panel van	-	-	£750.00	£900.00
Discover Media navigation system with 8" touch-screen and road sign display. USB interface, 4 speakers (2 tweeters and 2 woofers), multi-function display plus, mobile phone interface, voice control, Volkswagen Media Control and App-Connect.	QR9/Z44/ Z99/7RE	Panel van	-	-	£965.00	£1,158.00

● Standard - Not available ○ At no extra cost Where additional equipment is required by chosen options, additional equipment will be charged at the prices shown.

**Volkswagen Commercial Vehicles may change RRP's at any time (this includes where there are government changes in regulation and/or legislation). There may be a delay to any RRP displaying correctly on our materials. Always obtain prices from your chosen authorised Van Centre.**

## Panel van options (continued).

Audio and communications (continued).	PR Code.	Van.	Startline.		Trendline.	
			Basic exc. VAT	Total RRP inc. VAT	Basic exc. VAT	Total RRP inc. VAT
<b>Telematics with Discover Media Navigation system with 8" touch-screen including Car-Net: Security &amp; service.</b> USB interface, 4 speakers (2 tweeters and 2 woofers), multi-function display plus, mobile phone interface, voice control, Volkswagen Media Control, App-Connect and Guide and inform.	Z10/Z90/ Z44/ Z99/7RE	Panel van	-	-	£1,005.00	£1,206.00
<b>Telematics with Discover Media Navigation system with 8" touch-screen including Car-Net: Security &amp; service and road sign display.</b> USB interface, 4 speakers (2 tweeters and 2 woofers), multi-function display plus, mobile phone interface, voice control, Volkswagen Media Control, App-Connect and Guide and inform.	QR9/Z10/ Z90/Z44/ Z99/7RE	Panel van	-	-	£1,215.00	£1,458.00
<b>Telematics including Car-Net: Security &amp; service.</b>	Z11/Z91	Panel van	-	-	£255.00	£306.00

### Comfort and convenience.

<b>Grab handles on rear entry pillars.</b> A vertical grab handle is installed on the D-pillars on the left and right-hand side of the load/passenger compartment.	7C3	Panel van	£30.00	£36.00	●	●
<b>Glovebox – illuminated with lockable lid.</b>	4Z3	Panel van	●	●	●	●
<b>Headlight washer system with washer fluid level indicator.</b>	ZSR	Panel van	£275.00	£330.00	£275.00	£330.00
<b>Heated washer nozzles (windscreen).</b>	9T1	Panel van	£45.00	£54.00	£45.00	£54.00
<b>Overhead cab storage.</b> Accessible from load compartment.	7N4/QE4	Panel van	£145.00	£174.00	£145.00	£174.00
<b>Overhead storage compartment with two 1-DIN slots and reading light.</b>	QE4	Panel van	£135.00	£162.00	£135.00	£162.00

### Driver assistance.

<b>Adaptive Cruise Control (ACC).</b> Manual engines only	8T7	Panel van	-	-	£915.00	£1,098.00
<b>Adaptive Cruise Control (ACC).</b> Automatic engines only.	8T8	Panel van	-	-	£915.00	£1,098.00
<b>Cruise control with speed limiter.</b>	8T6	Panel van	£245.00	£294.00	●	●
<b>Driver alert system.</b>	EM1	Panel van	●	●	●	●
<b>Front and rear parking sensors.</b>	7X2	Panel van	£550.00	£660.00	£550.00	£660.00
<b>Driver assistance pack A.</b> Includes front and rear parking sensors with side protection.	9X0	Panel van	-	-	£865.00	£1,038.00
<b>Driver assistance pack B (with fixed towbar).</b> Includes Trailer Assist, Park Assist and front and rear parking sensors with side protection.	9X3/1D1	Panel van	-	-	£1,850.00	£2,220.00

See Business Pack offer.

● Standard – Not available ○ At no extra cost Where additional equipment is required by chosen options, additional equipment will be charged at the prices shown.

**Volkswagen Commercial Vehicles may change RRP's at any time (this includes where there are government changes in regulation and/or legislation). There may be a delay to any RRP displaying correctly on our materials. Always obtain prices from your chosen authorised Van Centre.**



## Panel van options (continued).

Driver assistance (continued).	PR Code.	Van.	Startline.		Trendline.	
			Basic exc. VAT	Total RRP inc. VAT	Basic exc. VAT	Total RRP inc. VAT
<b>Driver assistance pack B (with removable towbar).</b> Includes Trailer Assist, Park Assist and front and rear parking sensors with side protection.	9X3/1D2	Panel van	-	-	£2,000.00	£2,400.00
<b>Driver assistance pack C.</b> Includes Lane Keeping assist, Lane Change Assist with rear traffic alert.	7Y9	Panel van	-	-	£635.00	£762.00
<b>Driver assistance pack D.</b> Includes Park Assist, front and rear parking sensors with side protection.	9X1	Panel van	-	-	£1,035.00	£1,242.00
<b>Front Assist including City Emergency Braking System.</b>	6K2/9S3	Panel van	●	●	●	●
<b>Front fog lights with cornering function.</b>	8WH	Panel van	-	-	£235.00	£282.00
<b>High Beam Assist.</b>	8G1	Panel van	£150.00	£180.00	£150.00	£180.00
<b>Lane Keeping Assist.</b>	7Y4/9S3	Panel van	-	-	£450.00	£540.00
<b>LED headlights with separate LED daytime running lights.</b>	8IT	Panel van	£945.00	£1,134.00	£945.00	£1,134.00
<b>Lights &amp; Vision pack A.</b> Includes auto-dimming rear-view mirror, automatic headlights with daytime running lights and windscreen wiper and intermittent control with rain sensor.	ZA3	Panel van	£230.00	£276.00	£230.00	£276.00
<b>Lights &amp; Vision pack B.</b> Includes auto-dimming rear-view mirror, automatic headlights with daytime running lights, windscreen wiper and intermittent control with rain sensor and High Beam Assist.	ZLS	Panel van	£345.00	£414.00	£345.00	£414.00
<b>Multi-function steering wheel.</b>	2ZA	Panel van	-	-	●	●
<b>Preparation for rear-view camera.</b>	KA8	Panel van	-	-	£35.00	£42.00
<b>Rear-view camera.</b> A reversing camera is installed above the third brake light at the rear of the vehicle. The system offers an overview of the traffic situation behind the vehicle and provides a clear view of areas that the driver would otherwise not be able to see.	KA1	Panel van	-	-	£235.00	£282.00
<b>Crosswind Assist.</b> As part of the Electronic Stabilisation Programme (ESP), Crosswind Assist applies adaptive braking intervention when the vehicle encounters a strong crosswind.	KJ1	Panel van	●	●	●	●
<b>Trailer Assist (with fixed towbar).</b> Trailer Assist automatically manoeuvres the vehicle, if fitted with a trailer, during parallel and reverse parking.	8A6/1D1	Panel van	-	-	£830.00	£996.00
<b>Trailer Assist (with removable towbar).</b> Trailer Assist automatically manoeuvres the vehicle, if fitted with a trailer, during parallel and reverse parking.	8A6/1D2	Panel van	-	-	£975.00	£1,170.00
<b>Leather heated multi-function steering wheel.</b>	2ZW	Panel van	-	-	£280.00	£336.00

● Standard - Not available ○ At no extra cost Where additional equipment is required by chosen options, additional equipment will be charged at the prices shown.

**Volkswagen Commercial Vehicles may change RRP's at any time (this includes where there are government changes in regulation and/or legislation). There may be a delay to any RRP displaying correctly on our materials. Always obtain prices from your chosen authorised Van Centre.**

## Panel van options (continued).

Body and chassis.	PR Code.	Van.	Startline.		Trendline.	
			Basic exc. VAT	Total RRP inc. VAT	Basic exc. VAT	Total RRP inc. VAT
Heated windows in rear wing doors.	4HH	Panel van	£280.00	£336.00	£280.00	£336.00
Manual side sliding door driver's side.	5R2	Panel van	£590.00	£708.00	£590.00	£708.00
Manual side sliding door passenger's side.	5Q2	Panel van	●	●	●	●
Mudflaps – front.	6N3	Panel van	£55.00	£66.00	£55.00	£66.00
Mudflaps – rear.	6N1	Panel van	£55.00	£66.00	£55.00	£66.00
Mudflaps – front and rear.	6N2	Panel van	£105.00	£126.00	£105.00	£126.00
Rear step in rear bumper full width including side marker lights.	QT4/8F1	Panel van	£215.00	£258.00	£215.00	£258.00
Rear step in rear bumper half width including side marker lights (with fixed towbar).	QT9/1D1/8F1	Panel van MWB	£810.00	£972.00	£810.00	£972.00
		Panel van LWB/LWB Maxi	£720.00	£864.00	£720.00	£864.00
Rear step in rear bumper half width including side marker lights (with removable towbar).	QT9/1D2/8F1	Panel van MWB	£955.00	£1,146.00	£955.00	£1,146.00
		Panel van LWB/LWB Maxi	£870.00	£1,044.00	£870.00	£1,044.00
Rear step in rear bumper half width including side marker lights (with towbar preparation).	QT9/1D8/8F1	Panel van MWB	£705.00	£846.00	£705.00	£846.00
		Panel van LWB/LWB Maxi	£620.00	£744.00	£620.00	£744.00
Rear wing doors with 270° hinges. Standard on LWB Maxi.	5V4	Panel van	£260.00	£312.00	●	●
Rear wing doors with windows.	ZHF	Panel van	£140.00	£168.00	£140.00	£168.00
Rear wing doors without windows.	3RD	Panel van	●	●	●	●
Rear wash-wipe including rear wing doors with windows.	4HS/ZHF	Panel van	£375.00	£450.00	£375.00	£450.00

● Standard – Not available ○ At no extra cost Where additional equipment is required by chosen options, additional equipment will be charged at the prices shown.

**Volkswagen Commercial Vehicles may change RRP's at any time (this includes where there are government changes in regulation and/or legislation). There may be a delay to any RRP displaying correctly on our materials. Always obtain prices from your chosen authorised Van Centre.**

## Panel van options (continued).

Body and chassis (continued).	PR Code.	Van.	Startline.		Trendline.	
			Basic exc. VAT	Total RRP inc. VAT	Basic exc. VAT	Total RRP inc. VAT
Roof – low.	3R0	Panel van MWB only	-£425.00	-£510.00	-£425.00	-£510.00
Roof – super high in white.	ZD3	Panel van LWB only	£1,140.00	£1,368.00	£1,140.00	£1,368.00
		Panel van LWB Maxi only	£1,190.00	£1,428.00	£1,190.00	£1,428.00
Roof – super high in body colour exterior only.	2S2/ZD3	Panel van LWB only	£1,585.00	£1,902.00	£1,585.00	£1,902.00
	5R2	Panel van LWB Maxi only	£1,790.00	£2,148.00	£1,790.00	£2,148.00
Roof rails (roof length channels for mounting rails).	YBA	Panel van	£260.00	£312.00	£260.00	£312.00
Roof rack – 3 moveable roof bars on the roof rail system (requires YBA roof rails).	YBB	Panel van	£340.00	£408.00	£340.00	£408.00
Side marker lights. Standard on LWB and LWB Maxi.	8F1	Panel van	£85.00	£102.00	£85.00	£102.00
Towbar – fixed.	1D1	Panel van	£595.00	£714.00	£595.00	£714.00
Towbar – preparation with bracket socket and cable.	1D8	Panel van	£490.00	£588.00	£490.00	£588.00
Towbar – preparation including wiring harness and control unit for trailer stabilisation.	1D7	Panel van	£205.00	£246.00	£205.00	£246.00
Towbar – removable ball with 13-pin socket.	1D2	Panel van	£735.00	£882.00	£735.00	£882.00
Towing eye – one in the front and rear.	1F1	Panel van	£30.00	£36.00	£30.00	£36.00
Wing mirrors – electrically heated and adjustable.	6XN	Panel van	£110.00	£132.00	●	●
Without passenger’s side sliding door including manual side sliding door driver’s side with interlock.	5Q0/5R1	Panel van	£60.00	£72.00	£60.00	£72.00
Without passenger’s side sliding door including manual side sliding door passenger’s side.	5Q0/5R2	Panel van	○	○	○	○
<b>Cargo area.</b>						
Bulkhead – deleted.	ZT0	Panel van	○	○	○	○
Bulkhead – full height with lining without window.	3CS/3W6	Panel van	£210.00	£252.00	£210.00	£252.00
Bulkhead – full height with lining and fixed window.	3CP	Panel van	£275.00	£330.00	£275.00	£330.00
Bulkhead (steel) – full height without window.	3CF	Panel van	●	●	●	●

● Standard – Not available ○ At no extra cost Where additional equipment is required by chosen options, additional equipment will be charged at the prices shown.

*Volkswagen Commercial Vehicles may change RRP's at any time (this includes where there are government changes in regulation and/or legislation). There may be a delay to any RRP displaying correctly on our materials. Always obtain prices from your chosen authorised Van Centre.*

## Panel van options (continued).

Cargo area (continued).	PR Code.	Van.	Startline.		Trendline.	
			Basic exc. VAT	Total RRP inc. VAT	Basic exc. VAT	Total RRP inc. VAT
Floor covering – Universal with longitudinal lashing rails <sup>1</sup> .	YDA	Panel van MWB	£825.00	£990.00	£825.00	£990.00
		Panel van LWB	£890.00	£1,068.00	£890.00	£1,068.00
		Panel van LWB Maxi	£945.00	£1,134.00	£945.00	£1,134.00
Floor covering – Universal with transverse lashing rails <sup>1</sup> .	YDH	Panel van MWB	£825.00	£990.00	£825.00	£990.00
		Panel van LWB	£890.00	£1,068.00	£890.00	£1,068.00
		Panel van LWB Maxi	£945.00	£1,134.00	£945.00	£1,134.00
Floor covering, wooden.	5BD	Panel van MWB	£425.00	£510.00	●	●
		Panel van LWB	£500.00	£600.00	●	●
		Panel van LWB Maxi	£575.00	£690.00	●	●
Floor covering, wooden with plastic arch box covers.	5BU	Panel van MWB	£595.00	£714.00	£595.00	£714.00
		Panel van LWB	£650.00	£780.00	£650.00	£780.00
		Panel van LWB Maxi	£700.00	£840.00	£700.00	£840.00
LED lights in load compartment (4 lights).	9CW	Panel van	£220.00	£264.00	£220.00	£264.00
Load compartment light preparation.	9CX	Panel van	£100.00	£120.00	£100.00	£120.00
Load lashing rails <sup>1</sup> – side panel, bulkhead and roof. Includes two lashing rails each on the side panels of the load compartment, one rail on the bulkhead and two longitudinal rails, which are mounted on the roof. There is no lashing rail on the sliding door of the load compartment.	6L5	Panel van	£515.00	£618.00	£515.00	£618.00
Load lashing rails <sup>1</sup> – on side panel. Includes two lashing rails each on the side panels of the load compartment. There is no lashing rail on the sliding door of the load compartment.	6L6	Panel van	£230.00	£276.00	£230.00	£276.00

● Standard – Not available ○ At no extra cost Where additional equipment is required by chosen options, additional equipment will be charged at the prices shown.

1. Speak to your Volkswagen Commercial Vehicles Van Centre about the range of moveable load lashing accessories compatible with the optional rails.

**Volkswagen Commercial Vehicles may change RRP's at any time (this includes where there are government changes in regulation and/or legislation). There may be a delay to any RRP displaying correctly on our materials. Always obtain prices from your chosen authorised Van Centre.**

## Panel van options (continued).

Cargo area (continued).	PR Code.	Van.	Startline.		Trendline.		
			Basic exc. VAT	Total RRP inc. VAT	Basic exc. VAT	Total RRP inc. VAT	
<b>Load lashing rails<sup>1</sup> – on side panel and roof frame.</b> The lashing rails on the bulkhead (C rail) is mounted at sill height, slightly above the lashing height on the side panel.	6L8	Panel van	£450.00	£540.00	£450.00	£540.00	
<b>Load lashing rings.</b>	6B1	Panel van	●	●	●	●	
<b>Load lashing rings – deleted.</b>	6B0	Panel van	○	○	○	○	
<b>Load side lining, plywood full height.</b> The load/passenger compartment is fitted with plywood trim up to the roof on the side panels, the rear-wing doors and the load compartment sliding doors.	5DU	Panel van MWB	£535.00	£642.00	£535.00	£642.00	
		Panel van LWB	£600.00	£720.00	£600.00	£720.00	
		Panel van LWB Maxi	£665.00	£798.00	£665.00	£798.00	
<b>All-weather rubber mats in cab.</b>	YSA	Panel van	£55.00	£66.00	£55.00	£66.00	
<b>Storage bags on the rear wing doors.</b>	YDD	Panel van	£185.00	£222.00	£185.00	£222.00	
<b>Without heat exchanger for transmissions.</b>	IHO	Panel van	£70.00	£84.00	£70.00	£84.00	
<b>Electrical.</b>							
<b>Smart tachograph – digital.</b> Standard on CR50 models.	9NE/4N7	Panel van	£640.00	£768.00	£640.00	£768.00	
<b>Two 12V sockets in cab (in the dashboard).</b>	EU1	Panel van	●	●	●	●	
<b>Two 12V sockets in load/passenger compartment.</b>	7B3	Panel van	£60.00	£72.00	£60.00	£72.00	
<b>Heating and ventilation.</b>							
<b>Climatic air conditioning in cab.</b>	See Business Pack offer.	ZK1	Panel van	£1,480.00	£1,776.00	£1,480.00	£1,776.00
<b>Windows.</b>							
<b>Heated windscreen.</b>	4GX	Panel van	–	–	£235.00	£282.00	

● Standard – Not available ○ At no extra cost Where additional equipment is required by chosen options, additional equipment will be charged at the prices shown.

1 Speak to your Volkswagen Commercial Vehicles Van Centre about the range of moveable load lashing accessories compatible with the optional rails.

**Volkswagen Commercial Vehicles may change RRP's at any time (this includes where there are government changes in regulation and/or legislation). There may be a delay to any RRP displaying correctly on our materials. Always obtain prices from your chosen authorised Van Centre.**

## Panel van options (continued).

	PR Code.	Van.	Startline.		Trendline.	
			Basic exc. VAT	Total RRP inc. VAT	Basic exc. VAT	Total RRP inc. VAT
<b>Safety and security.</b>						
Airbag – driver’s.	4UC	Panel van	●	●	●	●
Airbags – driver’s and front passenger’s airbag with front passenger’s airbag deactivation.	4UF	Panel van	£200.00	£240.00	£200.00	£240.00
Airbags – driver’s side and curtain.	4X6	Panel van	£760.00	£912.00	£760.00	£912.00
Airbags – driver’s and front passenger’s side and curtain.	4X3	Panel van	£890.00	£1,068.00	£890.00	£1,068.00
Anti-theft alarm system – with interior monitoring, back-up horn and tow-away protection. Overhead storage compartment with two 1-DIN slots and reading light.	7AQ/QE4	Panel van	£665.00	£798.00	£665.00	£798.00
Anti-theft alarm system – with interior monitoring, back-up horn and tow-away protection. Overhead storage compartment with two 1-DIN slots and reading light. Also including SAFELOCK.	4K3/7AQ/QE4	Panel van	£675.00	£810.00	£675.00	£810.00
Automatic Post-Collision Braking. Triggers braking after a collision, with the aim of preventing secondary collisions.	1AS	Panel van	●	●	●	●
Two remote control folding keys.	8QJ	Panel van	●	●	●	●
Four remote control folding keys.	8QL	Panel van	£75.00	£90.00	£75.00	£90.00
Tyre pressure warning light.	7K3	Panel van	£325.00	£390.00	£325.00	£390.00
<b>Business Pack.</b>						
Anti-theft alarm system – with interior monitoring, back-up horn and tow-away protection. Overhead storage compartment with two 1-DIN slots and reading light. Climatic air conditioning in cab. Front and rear parking sensors.	W56	Panel van	£1,305.00	£1,566.00	£1,305.00	£1,566.00

See Business Pack offer.

● Standard – Not available ○ At no extra cost Where additional equipment is required by chosen options, additional equipment will be charged at the prices shown.

*Volkswagen Commercial Vehicles may change RRP's at any time (this includes where there are government changes in regulation and/or legislation). There may be a delay to any RRP displaying correctly on our materials. Always obtain prices from your chosen authorised Van Centre.*

## Upgrade with the Business Pack.

You can drive away in an upgraded Volkswagen Crafter for less thanks to the Business Pack. Available on the Crafter Startline and Trendline panel van models, the discounted pack features front and rear parking sensors, air-conditioning, an alarm and an overhead storage compartment in the cab for as little as £1,305 +VAT. That's a saving for you and your business.



## Panel van converter options.

	PR Code.	Van.	Startline.		Trendline.	
			Basic exc. VAT	Total RRP inc. VAT	Basic exc. VAT	Total RRP inc. VAT
<b>Seating.</b>						
Dual passenger seat in cab with underseat storage.	3TJ	Panel van	-£55.00	-£66.00	-£55.00	-£66.00
Without passenger's seat.	3TA	Panel van	-£205.00	-£246.00	-	-
Without passenger's seat but with low seat substructure.	3TI	Panel van	-£155.00	-£186.00	-	-
<b>Wheel and tyre accessories.</b>						
16" steel wheels. 6.5J x 16 with 1,050kg load in Black.	C1G	Panel van	○	○	○	○
Tool kit <sup>1</sup> .	1S3	Panel van	○	○	○	○
Continental tyres.	V0F	Panel van	£35.00	£42.00	£35.00	£42.00
Low rolling resistance tyres 235/65 R16 C115/113 R.	Q70	Panel van	○	○	○	○
<b>Audio and communications.</b>						
Radio preparation. With 2 speakers.	Z12	Panel van	-£135.00	-£162.00	-£135.00	-£162.00

● Standard – Not available ○ At no extra cost Where additional equipment is required by chosen options, additional equipment will be charged at the prices shown.

1 This removes the Jack which comes as standard.

**Volkswagen Commercial Vehicles may change RRP's at any time (this includes where there are government changes in regulation and/or legislation). There may be a delay to any RRP displaying correctly on our materials. Always obtain prices from your chosen authorised Van Centre.**

## Panel van converter options (continued).

Comfort and convenience.	PR Code.	Van.	Startline.		Trendline.	
			Basic exc. VAT	Total RRP inc. VAT	Basic exc. VAT	Total RRP inc. VAT
<b>Smokers package.</b> 12V socket with cigarette lighter, ashtray and 2 beverage holders in dashboard.	9JC	Panel van	£35.00	£42.00	£35.00	£42.00
<b>Step illumination.</b> Includes on/off control.	9N2	Panel van	£55.00	£66.00	£55.00	£66.00
<b>Without grab handle on B-pillar in load/passenger compartment.</b>	6X0	Panel van	○	○	○	○
<b>Body and chassis.</b>						
<b>Driver door, reinforced (hinge).</b>	0D3	Panel van	£60.00	£72.00	£60.00	£72.00
<b>Electric tail lift preparation.</b> Only in combination with a second battery and various different terminal blocks at an extra cost. Not in combination with rear parking sensors.	5S4	Panel van	£100.00	£120.00	£100.00	£120.00
<b>Fuel factory fill increase – 23 litre volume.</b>	1Z2	Panel van	£25.00	£30.00	£25.00	£30.00
<b>Fuel tank – 63 litre volume.</b>	0M3	Panel van	○	○	○	○
<b>Fuel tank – 75 litre volume.</b>	0N0	Panel van	●	●	●	●
<b>Front axle – heavy duty (2,200kg load).</b>	VV8	Panel van	£260.00	£312.00	£260.00	£312.00
<b>Ladder bracket for roof rack</b> (requires YBA and YBB roof rails and bars).	YBC	Panel van	£145.00	£174.00	£145.00	£174.00
<b>Rotating emergency light preparation.</b>	9LX	Panel van	£40.00	£48.00	£40.00	£48.00
<b>Rotating yellow lights – positioned diagonally on vehicle roof, front left and rear right.</b>	9LN	Panel van	○	○	○	○
<b>Rotating yellow lights – front left and rear right.</b>	YRA	Panel van	£690.00	£828.00	£690.00	£828.00
<b>Indicators – high level, rear only.</b>	9H1	Panel van	£135.00	£162.00	£135.00	£162.00
<b>Run lock.</b> The run lock system allows the engine to keep running even though the key has been taken out of the ignition.	7U4	Panel van	£535.00	£642.00	£535.00	£642.00
<b>Suspension and shock absorbers, uprated heavy-duty stabilisers.</b>	2MG	Panel van	£275.00	£330.00	£275.00	£330.00
<b>Suspension and shock absorbers, standard – uprated heavy-duty stabilisers.</b>	2MF	Panel van	£100.00	£120.00	£100.00	£120.00
<b>Without nameplates for model and engine.</b>	ONA	Panel van	○	○	○	○

● Standard – Not available ○ At no extra cost Where additional equipment is required by chosen options, additional equipment will be charged at the prices shown.

**Volkswagen Commercial Vehicles may change RRP's at any time (this includes where there are government changes in regulation and/or legislation). There may be a delay to any RRP displaying correctly on our materials. Always obtain prices from your chosen authorised Van Centre.**



## Panel van converter options (continued).

Cargo area.	PR Code.	Van.	Startline.		Trendline.	
			Basic exc. VAT	Total RRP inc. VAT	Basic exc. VAT	Total RRP inc. VAT
Preparation for partition between B-pillars.	5WB	Panel van	○	○	○	○
Roof lining – in cab and load/passenger compartment, a moulded fibrous fleece interior roof lining. Only in combination with certain rear window configurations.	5CE	Panel van	£595.00	£714.00	£595.00	£714.00
Without floor covering in load/passenger compartment.	5BA	Panel van	●	●	○	○
<b>Electrical.</b>						
230V exterior socket in rear load compartment.	YEA	Panel van	£565.00	£678.00	£565.00	£678.00
AGM battery (95Ah, 520A) and second battery 480A. This option removes KFG preparation from the vehicle.	NY5/8FD	Panel van	£420.00	£504.00	£420.00	£504.00
AGM battery (95Ah, 520A) and stronger generator 180A.	NY4	Panel van	£290.00	£348.00	£290.00	£348.00
Acoustic warning signal when reverse gear is engaged, can be deactivated.	IL2	Panel van	£255.00	£306.00	£255.00	£306.00
Battery – main switch.	9BE	Panel van	£100.00	£120.00	£100.00	£120.00
Battery – uprated 110Ah.	NY2	Panel van	£45.00	£54.00	£45.00	£54.00
Second alternator 180A. This option is only in combination with Climatic air conditioning and various different terminal blocks and function controls at an additional cost.	8HI	Panel van	£630.00	£756.00	£630.00	£756.00
Second battery with cut-off relay 92Ah 520A.	8FB	Panel van	£320.00	£384.00	£320.00	£384.00
Second AGM battery with cut-off relay 92Ah 520A.	8FE	Panel van	£365.00	£438.00	£365.00	£438.00
Second AGM battery with cut-off relay and battery monitoring 92Ah 520A.	8FK	Panel van	£365.00	£438.00	£365.00	£438.00
Smart tachograph – digital. For use with blue rotating light and siren.	9NZ	Panel van	£640.00	£768.00	£640.00	£768.00

● Standard – Not available ○ At no extra cost Where additional equipment is required by chosen options, additional equipment will be charged at the prices shown.

**Volkswagen Commercial Vehicles may change RRP's at any time (this includes where there are government changes in regulation and/or legislation). There may be a delay to any RRP displaying correctly on our materials. Always obtain prices from your chosen authorised Van Centre.**

## Panel van converter options (continued).

Electrical (continued).	PR Code.	Van.	Startline.		Trendline.	
			Basic exc. VAT	Total RRP inc. VAT	Basic exc. VAT	Total RRP inc. VAT
Terminal block.	IS1	Panel van	£80.00	£96.00	£80.00	£96.00
Terminal block and preparation for function control module 1 with body builder ABH programming.	IS2	Panel van	£365.00	£438.00	£365.00	£438.00
Terminal block and preparation for function control module 1 with telematics preparation and body builder ABH programming.	IS3	Panel van	£595.00	£714.00	£595.00	£714.00
Terminal block and preparation for function control module 2 with body builder ABH programming.	IS7	Panel van	£390.00	£468.00	£390.00	£468.00
Terminal block and preparation for function control module 2 with telematics preparation and body builder ABH programming. Customer specific function control module (KFG Mid) WLAN, USB and Bluetooth®.	IS8	Panel van	£635.00	£762.00	£635.00	£762.00
12V sockets – two in front.	EU1	Panel van	●	●	●	●
12V sockets in front. 12V socket in the seat frame, left-hand side of the cab. 12V socket in the dash panel, right-hand side next to the instrument cluster.	EU4	Panel van	£55.00	£66.00	£55.00	£66.00
<b>Heating and ventilation.</b>						
Water auxiliary heater. With programmable parking heater and remote control.	7VL	Panel van	£950.00	£1,140.00	£950.00	£1,140.00

● Standard – Not available ○ At no extra cost Where additional equipment is required by chosen options, additional equipment will be charged at the prices shown.

*Volkswagen Commercial Vehicles may change RRP's at any time (this includes where there are government changes in regulation and/or legislation). There may be a delay to any RRP displaying correctly on our materials. Always obtain prices from your chosen authorised Van Centre.*

## Panel van converter options (continued).

	PR Code.	Van.	Startline.		Trendline.	
			Basic exc. VAT	Total RRP inc. VAT	Basic exc. VAT	Total RRP inc. VAT
<b>Safety and security.</b>						
Speed limiter – 62mph.	7H2	Panel van	£105.00	£126.00	£105.00	£126.00
Speed limiter – 74mph.	7H3	Panel van	£105.00	£126.00	£105.00	£126.00
Warning light, first aid kit and warning triangle.	1T8	Panel van	£60.00	£72.00	£60.00	£72.00
<b>Windows.</b>						
Side window – fixed in passenger compartment centre passenger side.	6VH	Panel van	£145.00	£174.00	£145.00	£174.00
Side window – fixed in passenger compartment centre driver side.	6WH	Panel van	£145.00	£174.00	£145.00	£174.00
Side window – fixed in passenger compartment front passenger side.	4DE	Panel van	£145.00	£174.00	£145.00	£174.00
Side window – fixed in passenger compartment front driver side.	4EE	Panel van	£145.00	£174.00	£145.00	£174.00
Side window – fixed in passenger compartment rear passenger side.	4FH	Panel van	£145.00	£174.00	£145.00	£174.00
Side window – fixed in passenger compartment rear driver side.	4JH	Panel van	£145.00	£174.00	£145.00	£174.00
Side window – aperture (without window pane) in passenger compartment centre driver side.	6WB	Panel van	○	○	○	○
Side window – aperture (without window pane) in passenger compartment front passenger side.	4DB	Panel van	○	○	○	○
Side window – aperture (without window pane) in passenger compartment front driver side.	4EB	Panel van	○	○	○	○
Side window – aperture (without window pane) in passenger compartment rear passenger side.	4FB	Panel van	○	○	○	○
Side window – aperture (without window pane) in passenger compartment rear driver side.	4JB	Panel van	○	○	○	○
Side window – sliding in passenger compartment front passenger side.	4DM	Panel van	£325.00	£390.00	£325.00	£390.00
Side window – sliding in passenger compartment front driver side.	4EM	Panel van	£325.00	£390.00	£325.00	£390.00

● Standard – Not available ○ At no extra cost Where additional equipment is required by chosen options, additional equipment will be charged at the prices shown.

*Volkswagen Commercial Vehicles may change RRP's at any time (this includes where there are government changes in regulation and/or legislation). There may be a delay to any RRP displaying correctly on our materials. Always obtain prices from your chosen authorised Van Centre.*

# Accessories.

## 100% safety and security. 100% Volkswagen.

Add extra security, protection and practicality to your new Crafter, while still keeping it 100% Volkswagen. Our range of rugged and long-lasting Accessories are a perfect match for fit and allow you to truly customise your vehicle. Whether you want added technology or need extra flexibility with a sturdy towbar, there's something in our Accessories range for you. And remember, most Accessories include a two-year warranty for added peace-of-mind.



**Want to discover more?**  
Pop into your nearest Van Centre  
or call **0800 717 131.**



# Finance made simple.

## As dedicated to finance as we are to your new Crafter panel van.

Learn more about our range of finance products to find a finance package that suits your budget.

Alternatively, 'Click on' the Offers & Finance button above to find out more about our latest offers to help your business thrive.

**Cost of your vehicle**

**Deposit**  
As little as one monthly repayment

**Repayments**  
Spread across 12 to 60 months

Own

### Hire Purchase

Make all the regular monthly payments. At the end the vehicles is yours.

**Cost of your vehicle**

**Deposit**  
As little as one monthly repayment

**Rental repayments**  
Spread across 12 to 48 months

**Final 'balloon' repayment**

Own

### Lease Purchase

Make lower monthly payments by deferring an amount until the end. Once paid the vehicle is yours.

**Cost of your vehicle**

**Initial rental**  
As little as one rental repayment

**Rental repayments**  
Spread across 12 to 60 months

Hire

### Contract Hire

Pay fixed monthly rentals to hire the vehicle. Look after it so at the end you can return it hassle free.

**Cost of your vehicle**

**Initial rental**  
As little as one rental repayment in advance

**Rental repayments**  
Spread across 12 to 60 months

Hire

### Finance Lease (full pay out)

Pay monthly rentals to hire the vehicle. At the end you have two options. Sell the vehicle and receive a percentage of the sale proceeds. Or retain the use of your vehicle by paying a reduced annual rental.

**Cost of your vehicle**

**Initial rental**  
As little as one rental repayment in advance

**Rental repayments**  
Spread across 12 to 48 months

**Final 'balloon' repayment**  
You have two options at the end of your agreement

Hire

### Finance Lease (balloon repayment)

Pay monthly rentals to hire the vehicle. At the end you have two options. Sell the vehicle to settle the outstanding amount and receive any excess sale proceeds. Or pay the 'balloon' payment and retain the use of your vehicle by paying a reduced annual rental.

Finance subject to status. Available to 18s and over in the UK only. Terms and Conditions apply. Volkswagen Commercial Vehicle Financial Services.

## Service & warranties.

### Finance and insurance.<sup>1</sup>

When it comes to paying for your van, we've got options including Contract Hire and Finance Lease, or Hire Purchase. We can also offer you competitive insurance.

### A choice of packages.<sup>2</sup>

Whether you prefer to lease your vehicles, with none of the concerns of ownership and the freedom to change models easily, or purchase outright to own the vehicle that's perfect for your business, we're here to help you consider your options.

You can go flexible, by choosing a payment plan that suits your finances, with options to reduce your monthly costs and your repayment period. Or choose a fixed monthly price that allows you to budget confidently for the longer term.

You can even include your road tax and servicing costs to arrive at one simple, all-inclusive payment. For more information, pick up a finance brochure, or ask at your Van Centre.

### Volkswagen insurance.

Volkswagen Commercial Vehicles Insurance<sup>3</sup> provides cost-effective and comprehensive motor insurance<sup>3</sup>, as well as gap insurance<sup>4</sup>, which helps replace your vehicle and protect you from any financial shortfall if it's written off.

### Insurance benefits include:

- Complimentary 5-day drive away insurance cover.
- All repairs performed by approved repairers.
- Volkswagen Genuine Parts<sup>®</sup> used on all repairs.
- Courtesy vehicle provided during repair following an accident (subject to availability).
- Cover for breakage and damage to glass.
- In-vehicle personal belongings cover (up to £250).
- Vehicle recovery.
- 90-day European Union cover.

For more information about our motor insurance call: **0345 877 6355** (lines open 9am-6pm Monday-Friday) or visit: [insurewithvvcv.co.uk](http://insurewithvvcv.co.uk)

### Servicing and support.

We're here to keep your business moving, with our range of three award-winning<sup>5</sup> servicing and maintenance options, as well as free Roadside Assistance. Some exclusions apply. For more detail, please visit [www.volkswagen-vans.co.uk/aftersales](http://www.volkswagen-vans.co.uk/aftersales).

### Pay monthly.

This option is available for vehicles that are less than 12 months old and have covered less than 10,000 miles. It makes budgeting easier by splitting the cost of servicing into fixed monthly payments – whether you want Service only; Service and Maintenance; or Service, Maintenance and Tyres.

### Pay upfront.<sup>6</sup>

If you can pay for more than one service upfront, we'll help by reducing your costs. Buy two upfront and you'll receive one interim and one full service at a discounted rate. Buy four and you'll receive two interim and two full services, with your next MOT also included.

### Pay on demand.

If you're looking for freedom and flexibility with your servicing, it's good to know we're ready when you are. So with our third option, you can choose to pay for your services as and when you need them, with our National Service Pricing. Ask your Van Centre for an up-to-date pricing guide.

### Roadside Assistance.

We understand the need to keep you mobile. That's why all new vans come with three-year, unlimited mileage roadside cover. Should the unexpected happen, one call gets you straight through to a team trained to help you through any breakdown or accident. Supporting you every day will be a team of vehicle technicians, fully-trained by Volkswagen and carrying the latest diagnostic equipment, specialist tools and parts.

### Assistance benefits include:

- Assistance at home, by the roadside or place of work.
- Recovery to your preferred location.
- Onward travel, for you and your cargo.
- Cover 24 hours a day, 365 days a year.
- Free cover for three years (on new vehicles).
- Unlimited mileage.
- European cover.
- Option to extend cover beyond three years.

### Warranties.

You can count on us long after you purchase your new Crafter panel van, thanks to its comprehensive three-year unlimited mileage warranty. You choose Volkswagen because your business depends on it, year in, year out. While your new Crafter panel van is under warranty, we'll fix any defect in manufacture or workmanship free of charge, even if you purchase and service the vehicle at different Van Centres. Some exclusions apply and the vehicle must be cared for using the guidance in your owner's manual. For more detail, please visit [www.volkswagen-vans.co.uk/aftersales](http://www.volkswagen-vans.co.uk/aftersales).


### Extended warranty.


You can also extend your warranty beyond the standard warranty period, choosing either Comprehensive or Major Component cover, as a one-off or monthly payment. For more detail of cover levels, along with terms and conditions, please visit [volkswagencvwarranty.co.uk](http://volkswagencvwarranty.co.uk) where you'll also be able to obtain a quote and purchase an extended warranty.

### Paint and body warranty.

Your new Crafter panel van's exterior paintwork is covered against manufacturing defects for a period of three years, while its body sections and panels are covered against rusting through from the inside for 12 years. Some exclusions apply and the vehicle must be cared for using the guidance in your owner's manual.

- 1 Volkswagen Commercial Vehicles Insurance and Volkswagen Commercial Vehicle Financial Services are trading names of Volkswagen Financial Services (UK) Limited, Brunswick Court, Yeomans Drive, Blakelands, Milton Keynes MK14 5LR, which is authorised and regulated by the Financial Conduct Authority (FCA). Registered in England and Wales No. 2835230. Volkswagen Financial Services (UK) Limited financial services register number is 311988.
- 2 An offer of finance depends on certain conditions. Finance subject to status. Available to 18s and over. Terms and conditions apply. Volkswagen Commercial Vehicle Financial Services.
- 3 Volkswagen Commercial Vehicle Insurance is arranged by U K Insurance Business Solutions Limited and is underwritten by U K Insurance Limited. U K Insurance Business Solutions Limited is authorised and regulated by the Financial Conduct Authority and U K Insurance Limited is authorised by the Prudential Regulation Authority and regulated by the Financial Conduct Authority and the Prudential Regulation Authority. U K Insurance Business Solutions Limited. Registered office: Churchill Court, Westmoreland Road, Bromley, Kent BR1 1DP. Registered in England and Wales No. 05196274. Calls may be recorded.
- 4 Volkswagen Commercial Vehicle Insurance gap insurance is underwritten by MAPFRE Asistencia Compañía Internacional de Seguros y Reaseguros Sociedad Anonima authorised by Dirección General de Seguros y Fondos de Pensiones and subject to limited regulation by the Financial Conduct Authority and Prudential Regulation Authority, number 203041. Details about the extent of their regulation by the Financial Conduct Authority and Prudential Regulation Authority are available on request. MAPFRE Asistencia Compañía Internacional de Seguros y Reaseguros Sociedad Anonima is incorporated and registered in the Kingdom of Spain and registered as a foreign company in the United Kingdom with company number FC021974, acting through its UK branch with branch number BR008042 and whose principal office is at Alpha House, 5th Floor, 24A Lime Street, London EC3M 7HS. Volkswagen Commercial Vehicle Insurance gap insurance is administered by Abraxas Insurance Administration Services Limited, who is authorised and regulated by the Financial Conduct Authority with FCA number 308702 and who acts on behalf of the Insurer. Abraxas Insurance Administration Services Limited is registered in England and Wales with company number: 02928787 and whose registered office is at One Glass Wharf, Bristol BS2 0SX. Volkswagen Financial Services (UK) Limited is authorised and regulated by the Financial Conduct Authority (FCA). Authorisation details can be checked on the Financial Services register at [www.fca.org.uk/firms/systems-reporting/register](http://www.fca.org.uk/firms/systems-reporting/register) or call 0800 111 6768. Volkswagen Financial Services (UK) Limited is not part of the same corporate group as MAPFRE Asistencia Compañía Internacional de Seguros y Reaseguros Sociedad Anonima and Abraxas Insurance Administration Service Limited.
- 5 Business Vans Awards 2014 and 2015: Best Service Package for Van Owners.
- 6 Class 4 MOT only. This option is available to all new and used vehicles up to four years old or with less than 80,000 miles on the clock. Services must be used consecutively prior to vehicle reaching eight years old.

 Build  
your own

 Find a  
Van Centre

 Test drive

 Offers &  
Finance

 Conversions

 Comparator



# The Crafter panel van

This brochure supersedes all previous publications.  
Issue: 1 November 2019  
volkswagen-vans.co.uk

Please note: Screen technology does not allow exact reproduction of the paint and upholstery colours. Some of the vehicles shown are European specification and may be fitted with optional equipment or accessories that are available at extra cost, or do not reflect current specification. All data and specifications are in accordance with information available at the time of publication and are subject to change without notice. Vehicles not currently in UK stock and customer order vehicles may take a number of weeks for delivery. Certain combinations of vehicle specifications and factory-fitted options are not compatible and therefore all orders received are subject to confirmation. Models, factory fitted-options and paint and upholstery options are subject to availability. Please check details and availability with an authorised Volkswagen Van Centre at the time of ordering.