

SUBARU **BRZ**



**SUBARU**

*Confidence in Motion*



## LOVE EVERY TURN.

A great sports car has looks. It has powerful acceleration. And, crucially, it's utterly exhilarating to drive. With a low centre of gravity, light weight and precise, responsive steering, you can take every turn with confidence – and smile leaving each bend. Acclaimed by both owners and the motoring press, meet the SUBARU BRZ: sports car handling – beautifully poised.







## EXCITEMENT. ENGINEERED.

The SUBARU Boxer engine is a driver's delight. The power delivery is linear, so acceleration is predictably responsive. Right throughout the rev range, it delivers exactly what you expect.

Coupled with impressive braking, handling and steering, the SUBARU BRZ gives you true sports car excitement – with absolute precision and control.



### Low Centre of Gravity.

Every element of the SUBARU BRZ, from the horizontally-opposed 200 PS Boxer engine, to the roofline, to the seating position, helps give the SUBARU BRZ one of the lowest centres of gravity of any mainstream vehicle. The result: effortless, exhilarating yet predictable handling and exceptional road holding.





## MASTER ANY ROAD.

The SUBARU BRZ turns driving from an everyday necessity to a daily joy. Through every corner entry, apex and exit, the communicative steering and impressive balance encourage you to develop and hone your driving technique. If driving wasn't a passion before an encounter with the SUBARU BRZ, it will be after.



### Balance Matters.

The SUBARU BRZ design unites a lightweight body and a taut, rigid chassis. Combined with a sporty suspension, the SUBARU BRZ delivers a sleek, authentic, driving experience. The slim, centrally-mounted Boxer engine lowers the centre of gravity. In corners or when braking this even weight distribution and traction limits chassis roll and pitching, improving handling and ride comfort.





## REDISCOVER THE JOY OF DRIVING.

The SUBARU BRZ's striking exterior gives it a strong on-road presence. Subtle design cues complement the lines whilst improving aerodynamic performance. The result: a SUBARU BRZ that looks low, wide and elegant whilst staying faithful to its original design DNA.



### LED Headlamps

Powered by full LEDs, the SUBARU BRZ's iconic headlamps provide improved visibility and give the car a commanding presence on the road.

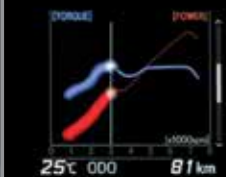
### 17" Alloy Wheels

These 17" aluminium-alloy wheels come with a 10-spoke design for a more sophisticated and sportier look, hinting at the SUBARU BRZ's handling performance.



## ERGONOMIC DESIGN.

The SUBARU BRZ's ergonomic interior design and equipment puts everything at your fingertips. A leather-trimmed steering wheel sits perfectly in your palms, whilst the short-throw gearshift makes for fluid driving. The 4.2" LCD multi-information display, just above the steering wheel, features additional driver content, increasing the SUBARU BRZ's sophistication as a sports car.



**Engine Data Display**  
View engine performance, including torque and power.\*<sup>1</sup>



**G-monitor Display**  
Displays peak hold, a steering angle, braking force and throttle angle.



**Temperature Gauge Display**  
Displays engine coolant temperature, oil temperature and voltage gauges.



**Stop Watch Display**  
Keep track of your driving performance and times.



**Trip Computer Display**  
Monitor your average speed, trip time, and trip distance.

The SUBARU BRZ is equipped with a completely redesigned next-generation infotainment system that keeps you connected wherever you go. The 7" multi-function colour touchscreen head unit display provides intuitive access to navigation\*<sup>2</sup>, connected devices and audio sources.

### Apple CarPlay™ and Android Auto™

Apple CarPlay™ and Android Auto™ mirror compatible apps from your smartphone onto BRZ's touchscreen, allowing you to make phone calls and dictate text messages hands-free, reducing distractions when you're on the road.

### Voice Recognition\*<sup>3</sup>

Various functions can be controlled remotely using voice recognition, allowing you to keep your eyes and attention on the road. Just tap the steering wheel controls and speak naturally, issuing verbal commands to make a phone call or play a song.

\*<sup>1</sup> Torque and power curves are not actual measurements and are based on pre-set values.

\*<sup>2</sup> Driver is responsible for safe driving. Please refrain from operating the touchscreen whilst driving.

\*<sup>3</sup> Voice Recognition is compatible with select languages only.





## FEEL THE PASSION.

Any performance enthusiast will feel how the SUBARU BRZ interior achieves driver connection and control. Leather and Ultrasuede sports front seats give you excellent support during high-performance driving, whilst folding rear seats let you further increase baggage capacity when needed.



### Folding Rear Seats

You wouldn't expect a pure sports car to be so practical, but with the rear seats folded, there's plenty of space – even enough room for two golf bags.



### Leather & Ultrasuede Trim

Premium leather trim and Ultrasuede sports front seats help you keep your position whilst cornering. Embroidered with the SUBARU BRZ logo, they also offer a lowered seating position to bring the vehicle's centre of gravity down even more.



# SUBARU CORE TECHNOLOGY.

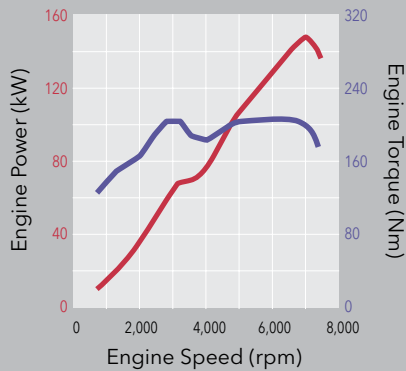
From conception, the SUBARU BRZ was engineered to delight sports car purists. Uniquely low and compact, the reliable SUBARU Boxer engine was chosen as the foundation upon which this sports car would be built – one with responsive steering, light weight, and spirited driving character.

## Torsen® Limited Slip Differential

Exhilarating precision in every corner – that’s what sets a SUBARU BRZ apart. An advanced Torsen® limited-slip differential helps you stay on your line during a high-speed turn whilst enhancing comfort and control on rough roads.

## POWER OUTPUT

This 200 PS engine loves to be revved. With a high redline, a flat torque curve and 100 PS per litre, you can be sure there’s plenty of power no matter what rpm you’re at. You’ll have less impact on the environment, and more excitement at the wheel.



**MAX OUTPUT:**  
200 PS @ 7,000 rpm

**MAX TORQUE:**  
205 Nm @ 6,400 – 6,600 rpm

**FUEL CONSUMPTION (Combined):**  
Manual: 32.8 MPG\*  
Automatic: 35.1 MPG\*

**CO<sub>2</sub> EMISSIONS:**  
Manual: 196 g/km\*  
Automatic: 183 g/km\*

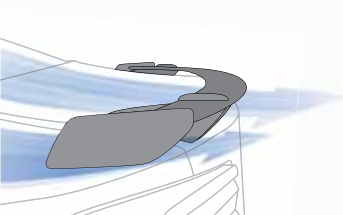


## Sports Car Drivetrain

Laid out symmetrically, the SUBARU Boxer engine puts the crankshaft perfectly in line with the driveshaft to provide tremendous stability and dynamic agility. By using a rear-wheel drive configuration, SUBARU engineers could place the engine farther back to offer you precise control during cornering. This agile platform is combined with a quick-ratio steering system – tuned to react with astounding precision and immediacy to every input.

## Using air to our advantage

The wide aluminium-alloy pedestal spoiler gives the SUBARU BRZ a stylish, aggressive presence on the road as well as enhanced aerodynamic performance. Its shape helps direct airflow for efficiency and also increases downforce for control and stability at speed.



## SUBARU Boxer Engine

The SUBARU Boxer engine powers the SUBARU BRZ to new heights. We’ve placed this 2.0-litre engine lower, made it more compact and moved it closer to the driver. It’s the first engine of its kind to feature direct and port fuel injection technology which enhances both responsiveness and fuel efficiency. It’s a one-of-a-kind design – and offers a new level of driving satisfaction.



## Performance Suspension

A fully independent suspension brings out every bit of agility and responsiveness the SUBARU BRZ has to offer. MacPherson-type front struts increase rigidity and a feeling of direct control by allowing the SUBARU Boxer engine to be placed even lower in the chassis. A double-rear wishbone design absorbs bumps without sacrificing control. All of this results in a SUBARU BRZ with improved ride comfort whilst maintaining driving stability.



\*Fuel consumption and CO<sub>2</sub> emissions: according to EC715/2007-2017/1347.



ALWAYS IN CONTROL.

Superior performance demands superior safety. The SUBARU BRZ features extensive active and passive protection with systems like Vehicle Stability Control to help keep you on your intended path, ring-shaped reinforced framing and airbags offering your passengers the best possible protection.



Lightweight Body

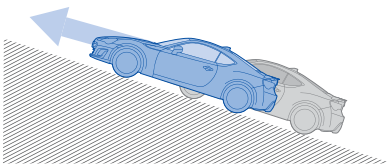
Simplicity in design and extensive use of high-tensile steel has helped reduce weight whilst making the chassis more rigid. An aluminium bonnet lightens the vehicle further, whilst bringing the centre of gravity even lower.

Ring-shaped Reinforcement Frame

The SUBARU BRZ offers both intense control and intense protection. Its frame strengthens the passenger cabin from the roof to the doors, pillars and floor. This design, bolstered by generous use of high-tensile steel, helps to dissipate impact energy away from the occupants in a collision.

SRS\* Airbags

Heightened control and visibility are central to the SUBARU BRZ. However, should an accident happen front, front-side and curtain SRS\* airbags are fitted as standard to help protect you from an impact. The SUBARU BRZ also comes with a knee SRS\* airbag as standard, which helps protect the driver's lower limbs.

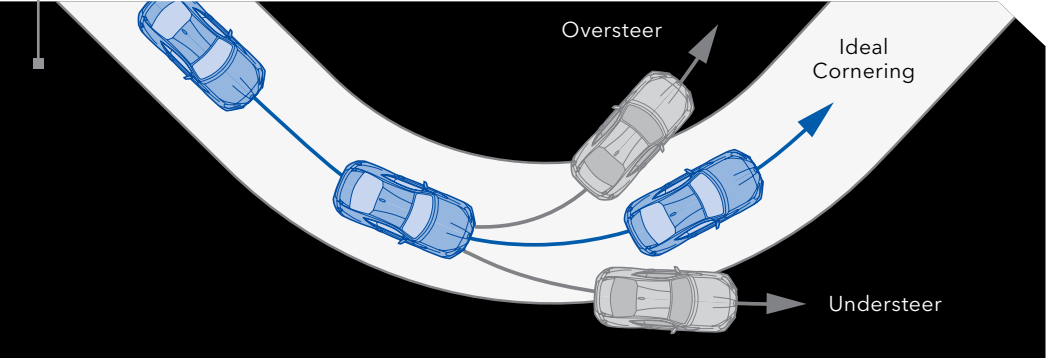


Hill Start Assist (HSA)

The Hill Start Assist system keeps the brakes applied for one or two seconds after the brake pedal is released on a slope. This prevents vehicle rollback and makes it easier to move off on an incline.

Vehicle Stability Control

This advanced electronic system monitors an array of sensors – including braking, steering and yaw sensors – to help mitigate unexpected over or understeer, offering greater control and handling in your SUBARU BRZ.



TRACK Mode

TRACK mode gives more options for a wider range of control with four available modes ranging from normal to sporty driving. You can elect to turn off Vehicle Stability Control, allowing a pure, direct driving experience.

High Visibility

A car that's a thrill to drive should also inspire confidence. Clever interior design gives you exceptional visibility from all angles – ensuring you remain fully aware of your surroundings.

\*SRS: Supplemental Restraint System. Must be used in conjunction with seatbelts.



## SUBARU BRZ

### DIMENSIONS

L x W x H: 4,240 x 1,976  
(incl. door mirrors) x 1,325 mm

### ENGINE

Horizontally-opposed, 4-cylinder, DOHC  
16-valve petrol

### CAPACITY

1,998 cc

### MAX OUTPUT

200 PS @ 7,000 rpm

### MAX TORQUE

205 Nm @ 6,400–6,600 rpm

### TRANSMISSION

6-speed manual transmission, RWD



CRYSTAL WHITE PEARL



## SUBARU BRZ

### DIMENSIONS

L x W x H: 4,240 x 1,976  
(incl. door mirrors) x 1,325 mm

### ENGINE

Horizontally-opposed, 4-cylinder, DOHC  
16-valve petrol

### CAPACITY

1,998 cc

### MAX OUTPUT

200 PS @ 7,000 rpm

### MAX TORQUE

205 Nm @ 6,400–6,600 rpm

### TRANSMISSION

6-speed automatic transmission, RWD



WR BLUE PEARL





FEATURES



- 1 Side Fin Blade**

The side fin blade has been updated to a sportier, more dynamic look. The new double fin design also helps straighten airflow.
- 2 Rear Combination Lamps**

The stylish clear and red rear combination lamps, powered solely by LEDs, give the SUBARU BRZ's rear view a wide and sporty look.
- 3 LED Fog Lamps**

These LED fog lamps have inner reflective surfaces that are adjusted for enhanced visibility and improved safety during night driving.
- 4 Twin Tail Exhaust**

These enlarged exhaust pipes hint at the SUBARU BRZ's sporty performance.
- 5 Paddle Shifters**

Standard on automatic transmission, make fast, crisp gear shifts effortlessly with your fingertips.
- 6 Keyless Entry with Push-button Start**

Start your SUBARU BRZ without removing your key from your pocket or handbag.
- 7 Dual-zone Automatic Air-conditioning**

An advanced climate control system lets both passenger and driver each set their own preferred temperature.
- 8 USB and Auxiliary Audio Input Jack**

Plug in a USB-enabled device to play your music through the car's audio system or use the 3.5 mm audio jack with just about any portable music player.

EXTERIOR COLOURS



CRYSTAL BLACK SILICA CRYSTAL WHITE PEARL



MAGNETITE GREY METALLIC ICE SILVER METALLIC



WR BLUE PEARL

INTERIOR TRIM



LEATHER AND ULTRASUEDE TRIM



LEATHER AND ULTRASUEDE TRIM





**1 Side Fin Blade**

Enhances the characteristic of the side view with a chrome accent on the side fins.

**2 SUBARU BRZ Carpet Mat Set/s**

Custom-fit carpeted mats with embroidered SUBARU BRZ logo in a choice of three stylish colours.

**3 SUBARU BRZ Rear Under Diffuser**

Sporty right up to the very back: the rear skirt for the SUBARU BRZ. It further emphasises the vehicle's already striking character and overall sporty appearance.

**DISCOVER SUBARU**

Like to arrange a test drive? After the latest on the SUBARU BRZ or other SUBARU models? Looking for your nearest SUBARU showroom? Simply get in touch...



Visit the SUBARU UK website for the latest information about the SUBARU range.

[subaru.co.uk](http://subaru.co.uk)



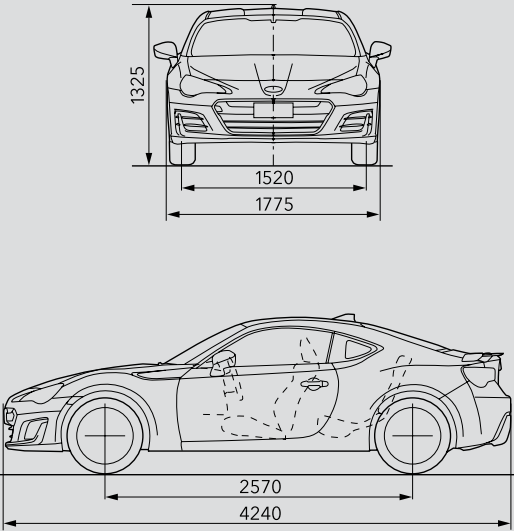
Subscribe to our channel to see the latest SUBARU videos.

[youtube.com/officialsubaruuk](https://youtube.com/officialsubaruuk)



Stay connected with the SUBARU UK community and be the first to hear the latest news directly from SUBARU.

[facebook.com/OfficialSubaruUK](https://facebook.com/OfficialSubaruUK)  
[twitter.com/subaruuk](https://twitter.com/subaruuk)



Dimensions are measured in accordance with standard measurement of SBR Ltd.



# SPECIFICATIONS

ITEM			Rear-Wheel Drive		
			2.0i SE Lux	2.0i SE Lux Auto	
			6MT	6AT	
ENGINE					
Type			Horizontally-opposed, 4-cylinder, 4-stroke, petrol engine		
Valve train			DOHC 16-valve		
Bore/Stroke		mm	86/86		
Capacity		cc	1,998		
Compression ratio			12.5		
Fuel system			Direct and port fuel injection		
Fuel tank capacity		lit.	50		
PERFORMANCE					
Max. output (DIN)		PS @ rpm	200 @ 7000		
Max. torque (DIN)		Nm @ rpm	205 @ 6400 - 6600		
Max. speed		mph	140	130	
Acceleration (0-62mph)		sec.	7.6	8.2	
Fuel consumption*1 (WLTP)	Low	mpg	22.3	20.1	
	Mid	mpg	34.7	34.4	
	High	mpg	39.4	40.6	
	Extra-high	mpg	34.4	35.0	
	Combined	mpg	33.3	33.0	
CO <sub>2</sub> emissions*1		Combined - WLTP	g/km	191	193
DIMENSIONS & WEIGHT					
Overall length		mm	4,240		
Overall width (excl. / incl. door mirrors)		mm	1775 / 1976		
Overall height (including shark fin)		mm	1,325		
Wheelbase		mm	2,570		
Track	Front	mm	1,520		
	Rear	mm	1,540		
Ground clearance (at kerb weight)		mm	120		
Boot volume*2		lit.	243		
Seating capacity		persons	4		
Kerb weight		kg	1,236	1,259	
TRANS-AXLE					
Gear ratio	1st		3.626	3.538	
	2nd		2.188	2.060	
	3rd		1.541	1.405	
	4th		1.213	1.000	
	5th		1.000	0.713	
	6th		0.767	0.582	
	Reverse		3.437	3.168	
Final drive axle ratio			4.100	4.100	
CHASSIS					
Steering			Rack and pinion, electric power steering system		
Suspension (4-wheel independent)	Front		MacPherson strut type		
	Rear		Double wishbone type		
Minimum turning circle at tyre (radius)		m	5.4		
Brakes	Front		16" Ventilated disc brakes		
	Rear		15" Ventilated disc brakes		
Tyre/wheel size			215/45R17, 17 x 7" J		

\*1 MPG figures are EU test figures for comparative purposes and may not reflect real driving results. There is a new WLTP test used for fuel consumption and CO<sub>2</sub> figures. Only compare fuel consumption and CO<sub>2</sub> figures with other cars tested to the same technical standard. The fuel consumption you achieve in real life conditions and CO<sub>2</sub> produced will depend upon a number of factors including accessories fitted (post-registration), variations in weather, driving styles and vehicle load etc. Fuel consumption and CO<sub>2</sub> emissions: According to EC 715/2007-2018/1832 (DG).

\*2 Measured by VDA.



## STANDARD FEATURES

ITEM	Rear-Wheel Drive	
	2.0i SE Lux	2.0i SE Lux Auto
	6MT	6AT
<b>EXTERIOR</b>		
Automatic headlights	•	•
LED headlights, sidelights (daytime running lights) and indicators	•	•
Pop-up type headlight washers	•	•
LED front fog lights	•	•
LED rear combination lamps	•	•
Power-folding door mirrors	•	•
UV protection glass: front and rear side windows, rear quarter and rear window	•	•
Variable intermittent windscreen wipers	•	•
17" Alloy wheels	•	•
Engine, transmission and floor under cover	•	•
Rear pedestal spoiler	•	•
Rear diffuser	•	•
Shark fin antenna	•	•
Twin tailpipe	•	•
<b>SEATING &amp; TRIM</b>		
Leather wrapped steering wheel with red stitching	•	•
Leather wrapped gearshift knob and handbrake lever	•	•
Sports front seats (leather and ultrasuede)	•	•
6-Way manually adjustable driver's seat	•	•
Heated front seats	•	•
Stainless steel door sill covers	•	•
<b>COMFORT &amp; CONVENIENCE</b>		
Power windows*1	•	•
Remote control central locking	•	•
Keyless entry and push button start system	•	•
Illuminated vanity mirrors (driver and front passenger)	•	•
Centre tray	•	•
Two front cup holders (in the centre console)	•	•
Door pockets with bottle holders (on both doors)	•	•
Boot opener	•	•
Fuel lid lock release	•	•
Two 12-volt power outlets (centre console and glove box)	•	•
Boot under floor storage	•	•
<b>CLIMATE CONTROL</b>		
Dual-zone automatic air-conditioning system with anti-dust filter	•	•
Heated door mirrors	•	•
Windscreen and front door window defrosters	•	•
Heated rear window with timer	•	•

ITEM	Rear-Wheel Drive	
	2.0i SE Lux	2.0i SE Lux Auto
	6MT	6AT
<b>AUDIO &amp; NAVIGATION</b>		
Subaru infotainment system with 6-speakers	•	•
Satellite navigation	•	•
Apple CarPlay™ and Android Auto™	•	•
DAB radio	•	•
7" Multi-function colour touchscreen	•	•
Voice recognition system	•	•
USB ports (two in the centre panel)	•	•
Bluetooth®	•	•
<b>CONTROLS &amp; INSTRUMENTS</b>		
Digital speedometer	•	•
Tilt-adjustable / telescopic steering wheel	•	•
Steering wheel mounted controls	•	•
Paddle shift	-	•
Quick ratio power steering	•	•
4.2" LCD multi-information display*2	•	•
Driver-set rev indicator	•	•
Cruise control	•	•
Aluminium pedals	•	•
<b>DRIVABILITY</b>		
Vehicle stability control	•	•
TRACK mode function	•	•
Torsen® LSD (Limited Slip Differential)	•	•
Hill start assist	•	•
<b>SAFETY</b>		
Front SRS*3 airbags	•	•
Front side SRS*3 airbags (for driver and front passenger)	•	•
Curtain SRS*3 airbags	•	•
Knee SRS*3 airbags	•	•
Side-door reinforcement beams	•	•
Steering column support beam	•	•
Whiplash reducing front seats	•	•
Seatbelt indicator	•	•
Front seatbelts with pretensioners and load limiters	•	•
Rear 3-point seatbelts for 2 seating positions	•	•
ABS (Anti-Lock Braking System)	•	•
Brake assist system	•	•
ISOFIX adapted child seat anchors (with tether anchors)	•	•
Anti-theft security system with engine immobiliser	•	•
Tyre repair kit	•	•

\*1 Driver and front passenger side windows have auto up/down function with pinch protection.

\*2 Shows g force meter, steering angle gauge, brake force gauge, lap timer and torque/power curves.

\*3 SRS: Supplemental Restraint System. Must be used in conjunction with seatbelts.





**5** YEAR  
WARRANTY<sup>†</sup>

SBZ011

<sup>†</sup> The service intervals for all SUBARU BRZ models are every 12 months / 10,000 miles, whichever comes sooner. The SUBARU BRZ is covered by a 5 Year / 100,000 miles (whichever is sooner) Limited Warranty. This comprises of a standard 3 Year / 60,000 miles (whichever is sooner) Manufacturer's Warranty (bumper to bumper, excluding clutch driven plate) and an Extended Warranty that applies to the powertrain only, provided by the importer, to complete the 5 Year / 100,000 miles (whichever is sooner) Limited Warranty. All vehicle bodywork is covered by a 12 Year Anti-Corrosion Warranty and paintwork is covered by a 3 Year / 60,000 miles (whichever is sooner) Warranty. Added reassurance is provided by a comprehensive 3 Year Recovery and Assistance Programme valid in the UK and Europe. For general terms and conditions visit [SUBARU.co.uk](http://SUBARU.co.uk).

Technical data and equipment based on the latest information available at the time of printing. SUBARU (UK) Ltd reserves the right to make changes at any time, without notice, in colours, materials, design, prices, equipment and specifications and to discontinue models. Customers are advised to consult their SUBARU dealer on the precise details of warranties/guarantees and vehicles available for sale. Models specified are strictly subject to availability. Owing to the limitations of printing processes, the colours reproduced may not exactly match product colours. The contents of this brochure are the copyright of SUBARU (UK) Ltd and may not be copied or displayed for commercial purposes without the express permission of SUBARU (UK) Ltd. © SUBARU (UK) Ltd. E & O.E.

SUBARU (UK) Ltd.

For details of your nearest SUBARU dealer phone 03303 335117 or visit [SUBARU.co.uk](http://SUBARU.co.uk).

Calls (to 03 numbers) cost no more than calls to geographic numbers (01 or 02) and must be included in inclusive minutes and discount schemes in the same way. Calls from landlines are typically charged up to 9p per minute; calls from mobiles typically cost between 3p and 40p per minute. Calls from landlines and mobiles are included in free call packages.