



**Tucson**





# Welcome to Hyundai. Welcome to Candoism.

Innovation is at the heart of what we do. We call it 'Candoism' and it keeps us focused on the future. Since launching our industry-leading 5 year unlimited mileage warranty, we've become one of the world's fastest growing car companies.

In 2016 we launched IONIQ – the only car available in Hybrid, Electric and Plug-in Hybrid options. 2017 saw us premiere the i30 N, an exciting dive into the world of high quality performance vehicles. In 2018 we introduced the KONA electric, the first fully-electric subcompact SUV in the European market. 2019 will see the launch of NEXO, our latest innovation in the mass production of zero-emission Hydrogen Fuel Cell vehicles. We've also revolutionised the buying experience with Click to Buy – our clever website which allows you to buy your next Hyundai from the comfort of your sofa. We're proud of what we've achieved in a short space of time.

So what happens next? The answer is inspired by you, our customers, because our next innovation will happen with you in mind. For us 'done' will never be 'done' – we're always excited to start again. Welcome to Candoism. Welcome to Hyundai.



Go further with the Tucson.  
Take control of a powerful  
engine with impressive  
strength and efficiency.  
Stay safe with innovative  
design features you can rely  
on. Whatever drives you,  
choose a car that can keep up.



Car shown Tucson Premium SE in Olivine Grey Pearl Paint.



# Fluidic design that hints at the luxury within.

Every line of the Tucson is designed for agility and luxury, drawing attention without making a sound. Stand out from the crowd with modern style and timeless sophistication.

The Tucson grabs your attention thanks to its cascading grille and fluid front-end design, including full LED headlights as eye-catching as they are illuminating. The self-assured design doesn't stop there, with contrasting wheel-arch cladding and alloy wheels adding an extra touch of class everywhere you go. These premium fittings are tied together through a modern aesthetic that boasts of the innovative technology inside.



Aspire to another level with the **Tucson N Line**. Experience a sportier drive thanks to a specially tuned\* suspension and power steering setup on petrol models, while striking 19" alloy wheels create a more dynamic stance. A signature N Line emblem and aerodynamic rear spoiler proudly hint at its motorsport roots. It's designed to make a big impression.

\* 1.6 TGDl only



# Make the journey easy on your mind and body.

To us, luxury is more than a look. It's ergonomic design that keeps you comfortable and in control. It's creative choices that enhance functionality. It's a refusal to compromise on your comfort, your style, your journey.



Luxurious upholstery and ergonomic controls create a high-quality experience you can be proud of. A soft-touch dashboard finish and opulent leather seat facings on certain trims make the Tucson feel as good to relax in as it does to drive. With its panoramic sunroof, you'll enjoy stunning views as it sheds light on the polished interior.



Interior shown Tucson Premium SE with Grey Leather. Not to UK specification.



# Enjoy the open road with power and agility.

The new Tucson N Line offers a specially tuned suspension and motor driven power steering setup with two powertrains, so you can keep your journey fun, smooth and serene.

Take back the city with new energy and control. From dual carriageways to wide-open motorways, the Tucson has enough power to own the road – and the responsive handling to make it look easy. Thanks to four-wheel-drive (HTRAC) for the 2.0 CRDi 4WD 48 Volt Hybrid, you'll benefit from road-holding stability – perfect for a variety of driving conditions. On the Tucson N Line, you'll also benefit from improved power steering stiffness, as well as upgraded shock absorbers. With an 8-speed Automatic Transmission to increase fuel economy, and a 48 Volt Hybrid System to help acceleration at key moments for optimum performance, you'll enjoy improved handling and efficiency. Other engines enjoy an optional 7-speed Dual Clutch Transmission for smooth movement from city streets to motorways. With uninterrupted torque and seamless gear changes, every journey is a new adventure.

# It exudes style from every angle

Arriving with a wide range of exclusive exterior design features, the Tucson N Line combines sporty performance with artistic flair.



At first glance, you'll notice the signature N Line emblem, which sets it apart from the crowd. The aggressively reimagined front bumper is crowned by a unique N Line version of Hyundai's cascading grille, while the aerodynamic black rear spoiler is crowned with a stylish shark fin antenna and uniquely styled LED daytime running lights. The chrome twin finisher exhaust tailpipe tips and striking 19" black alloy wheels with Continental tyres help to proudly showcase its motorsport origins.



Car shown Tucson N Line in Fiery Red Metallic paint. Not to UK specification.





# Upgrade your personal comfort zone.

Welcome to a whole new level of sportiness. You'll feel connected to the N Line's motorsport roots thanks to a wide array of luxurious interior features.



Stay in total comfort and control with sporty N Line leather and suede seats, featuring drivers seat and lumbar support. They're enhanced with the N logo and red contrast stitching, which also appears on the dashboard and armrest. A sleek red racing line runs down the gearshift, while the N Line steering wheel features a tactile perforated leather finish with red contrast metal pedals with a brushed metal finish and slip resistant rubber pads. From back to front, the interior design takes the thrill of the racetrack to the road.

# Innovative technology for an extra edge.

Choose an easier drive with the Tucson, packed with technologies to keep you entertained, on course, and well informed. Smart features take the worry out of driving, letting you enjoy the journey.

Every interior feature is refined, from the Smart Key that lets you enter the vehicle and open the boot without it leaving your pocket, to the automatic headlights and rain sensors, it takes the hassle out of the drive. The built-in 8" touchscreen is your navigation and entertainment hub, with a 7-year subscription to LIVE services and connectivity to Apple CarPlay™ and Android Auto™, you'll always be informed and entertained.



Interior shown Tucson Premium SE with Grey Leather. Not to UK specification.  
Apple CarPlay™ is a registered trademark of Apple Inc. Android Auto™ is a trademark of Google Inc.



# Advanced safety features for extra peace of mind.

Drive with confidence in the Tucson, with a wide range of technologies that work with you. See the information you need to make the right choices, and feel confident in your car in case of emergency.



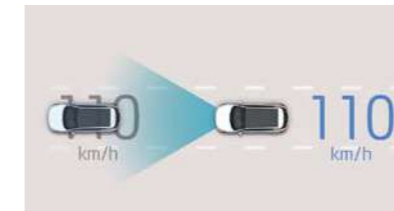
**Lane Keep Assist (LKA):** The standard LKA uses the front camera to monitor the lines of the road. In case of an unintended lane departure, it will warn the driver and can apply counter steering torque to guide the car back to the lane.



**Full LED Lighting Technology:** High Beam Assist (HBA) detects oncoming vehicles as well as vehicles in the same lane ahead at night, and changes from high beam to low beam as appropriate. The Static Cornering Light illuminates the front side area ahead when cornering, improving visibility at night.



**Rear Cross Traffic Alert (RCTA):** When reversing out of a narrow parking space, the Rear Cross Traffic Collision Warning reduces the risk of a collision. Using 2 radar sensors at the rear, it warns you in case of any approaching cross traffic.



**Advanced Smart Cruise Control (ASCC) with Stop & Go function:** Using front radar sensors, Advanced Smart Cruise Control with Stop & Go function keeps a constant speed and distance from the vehicle ahead by automatically accelerating and braking. If traffic comes to a halt, the Stop & Go system applies the brake until the car comes to a standstill and accelerates to the desired speed as soon as the road is clear.



**Intelligent Speed Limit Warning (ISLW):** The Intelligent Speed Limit Warning uses the front camera and information from the navigation system to identify road speed signs and displays the speed limit and no-passing signs in real time. The information is displayed in both the navigation system display and the TFT cluster.

# Enjoy the space and comfort to fit your lifestyle.

Breathe easy thanks to spacious designs and flexible seat formations. Whatever life may hold for you, you can be sure that the Tucson will rise to the challenge.

Stretch out in the Tucson's expansive cabin, keeping you comfortable whether you're on a shopping spree or the school run. Ample headspace improves your visibility, whilst the dash-to-boot panoramic sunroof opens the interior to the world, giving incredible views of everywhere your travels take you. Generous space guarantees a comfy ride and easily stored luggage, letting you relax on every journey.



Interior shown Tucson Premium SE with Grey Leather. Not to UK specification.



S Connect offers the following key features as standard:

- 7" Touchscreen Display Audio with Smart Device Integration
- 16" Alloy Wheels
- Air Conditioning – Climate Control (Dual Zone)
- Autonomous Emergency Braking (AEB)
- Door Mirrors – Electric Adjustment and Heated with Power Folding Function
- Door Mirrors with Integrated Indicators – Body Coloured
- Fog Lights – Front
- Front Passenger's Seat Height Adjustment – Manual
- Hill-Start Assist Control (HAC)
- Lane Keep Assist (LKA)
- Leather Steering Wheel and Gear Knob
- Parking System – Rear Camera
- Phone Connection – Android Auto™/Apple CarPlay™
- Spare Wheel – Temporary Steel Space Saver\*

\*Tyre repair kit with 48 Volt Hybrid variants.



SE Nav offers the following key features over S Connect:

- 8" Touchscreen including Traffic Messaging Channel, MapCare and LIVE Services
- 17" Alloy Wheels
- Cornering Lights – Static
- Parking Sensors – Rear
- Privacy Glass – Rear Windows and Tailgate
- Rear Lights – LED
- Skid Plate Front and Rear – Silver\*

\*Excludes 1.6 GDi Engine.



**N Line** offers the following key features over SE Nav:

- Drive mode select (DCT Only)
- Heated Front Seats
- Parking Break-Electric
- N Line Badging
- N Line branded Gear stick
- N Line branded Leather wrapped steering wheel
- N Line Exclusive front and rear bumpers
- N Line Grille
- N Line Leather\* and Suede seats
- Parking System (front and rear sensors with rear view camera)
- Privacy Glass (rear windows and tailgate)
- Smart Key – keyless entry with engine start/stop button
- Speed Limit Information Function (SLIF)
- Sports suspension (T-GDi only)

\*Front Facings Only



**Premium** offers the following key features over SE Nav:

- 18" Alloy Wheels
- Blind Spot Detection System (BSD)
- Electric Front Seat Adjustment
- Heated Front and Rear (Outer) Seats
- KRELL Premium Audio – 8 Speaker and Subwoofer
- Parking Brake – Electric
- Parking Sensors – Front and Rear
- Rear Cross Traffic Alert (RCTA)
- Seat Trim – Black Leather (Seat Facings only)
- Smart Key – Keyless Entry with Engine Start/Stop Button
- Supervision Instrument Cluster
- Wireless Phone Charging Pad



Premium SE offers the following key features over Premium:

- 19" Alloy Wheels
- Cruise Control – Smart Adaptive Speed Control and Stop & Go Function (Automatic and DCT Transmission only)
- Exterior Door Handles – Chrome Effect with Front Handle Illumination
- Front Seats- Ventilated
- Headlights – Bi-LED
- Heated Steering Wheel
- High Beam Assist (HBA)
- Parking System – Surround View Monitor
- Sunroof: Panoramic Glass Electric Tilt and Slide

Interior colours/trims



Black Cloth



S Connect, SE Nav




N Line Leather and Suede  
(Seat Facings only)



N Line – Interior shown not to UK specification



Black Leather  
(Seat Facings only)



Premium, Premium SE

Grey Leather  
(Seat Facings only)



Optional on Premium, Premium SE

Beige Leather  
(Seat Facings only)



Optional on Premium, Premium SE

# Exterior colours



Polar White - Solid



Platinum Silver - Pearl



Phantom Black - Pearl



Stellar Blue - Metallic



White Sand - Metallic



Moon Rock - Metallic



Champion Blue - Metallic



Fiery Red - Metallic



Micron Grey - Metallic



Olivine Grey - Pearl



# N Line Exterior colours



Polar White – Solid



Shadow Grey – Special Paint



Olivine Grey – Pearl



Fiery Red – Metallic



Micron Grey – Metallic



Phantom Black – Pearl



Engine Red – Solid



	1.6 GDi 132PS 6 Speed Manual 2WD	1.6 TGD i 177PS 6 Speed Manual 2WD	1.6 TGD i 177PS 7 Speed DCT 2WD	1.6 CRDi 48 Volt Hybrid 115PS 6 Speed Manual 2WD	1.6 CRDi 48 Volt Hybrid 136PS 6 Speed Manual 2WD	1.6 CRDi 48 Volt Hybrid 136PS 7 Speed DCT 2WD	2.0 CRDi 48 Volt Hybrid 185PS 8 Speed Auto 4WD
<b>ENGINE</b>							
Euro Status	EURO 6d Temp						
Type	4 Cylinder DOHC						
Valve	16						
Displacement (cc)	1,591	1,591	1,591	1,598	1,598	1,598	1,995
Bore and Stroke (mm)	77 x 85.44	77 x 85.44	77 x 85.44	77 x 85.8	77 x 85.8	77 x 85.8	84 x 90
Compression Ratio	11:1	10:1	10:1	15.9:1	15.9:1	15.9:1	16:1
Max Power (PS/kW)	132/97.1 @ 6,300 rpm	177/130.2 @ 5,500 rpm	177/130.2 @ 5,500 rpm	115 / 84.6 @ 4,000 rpm	136/100.0 @ 4000 rpm	136/100.0 @ 4,000 rpm	185/136.1 @ 4,000 rpm
Torque (Nm/lbs ft)	161/118.7 @ 4,850 rpm	265/195.5 @ 1,500 - 4,500 rpm	265/195.5 @ 1,500 - 4,500 rpm	280 / 206.5 @ 1500 - 2750 rpm	320/236.0 @ 2000 - 2250 rpm	320/236.0 @ 2,000 - 2,250 rpm	400/295.0 @ 1,750 - 2,750 rpm
0-62mph (seconds)	11.5	9.2	8.9	11.8	11.2	11.8	9.5
Top Speed (mph)	113	126	125	109	112	112	125
<b>SUSPENSION</b>							
Front/Rear	MacPherson Strut with Coil Spring/Multi-link						
<b>STEERING</b>							
System	Motor Power Assisted Rack and Pinion Type Steering						
Steering Wheel Lock to Lock Turns	2.71						
Turning Circle (metres)	10.6						
<b>BRAKES</b>							
System	Dual Diagonal Split Circuit Power Assisted with Electronic Brake - Force Distribution (EBD)						
Front/Rear	Ventilated Discs, Floating Caliper/Solid Discs, Floating Caliper						
<b>DIMENSIONS</b>							
Overall Length (mm)	4,475						
Overall Width (mm) (Excluding Door Mirrors)	1,850						
Overall Width (mm) (Including Door Mirrors)	2,065						
Wheelbase (mm)	2,670						
<b>WEIGHT AND CAPACITY</b>							
Kerb Weight (kg)*	1,444-1,573	1,470-1,636	1,502-1,667	1,537-1,666	1,537-1,666	1,555-1,682	1,673-1,811
Payload (kg) <sup>1</sup>	457-616	474-640	473-638	454-583	454-583	463-590	439-577
Gross Vehicle Weight (kg) <sup>1</sup>	2,030	2,110	2,140	2,120	2,120	2,145	2,250
Max Tow Weight (kg) - Braked	1,400	1,900	1,600	1,400	1,400	1,600	1,900

	1.6 GDi 132PS 6 Speed Manual 2WD	1.6 TGD i 177PS 6 Speed Manual 2WD	1.6 TGD i 177PS 7 Speed DCT 2WD	1.6 CRDi 48 Volt Hybrid 115PS 6 Speed Manual 2WD	1.6 CRDi 48 Volt Hybrid 136PS 6 Speed Manual 2WD	1.6 CRDi 48 Volt Hybrid 136PS 7 Speed DCT 2WD	2.0 CRDi 48 Volt Hybrid 185PS 8 Speed Auto 4WD
Max Tow Weight (kg) -Unbraked	650	750	750	750	750	750	750
Gross Train Weight (kg) **	3,430	4,010	3,740	3,520	3,520	3,745	4,150
Noseweight (kg)	100						
Max Roof Weight (kg)	100						
Fuel Tank Capacity (litres)	62						
AdBlue®/DEF (Urea Solution) Tank Capacity (litres)	-	-	-	14	14	14	14
<b>S CONNECT</b>							
Front/Rear Tyre	215/70 R16	-	-	-	-	-	-
Front/Rear Wheel	6.5J x16 (alloy)	-	-	-	-	-	-
Front/Rear Track	1,620/1,631	-	-	-	-	-	-
Overall Height (mm)	1,645	-	-	-	-	-	-
Luggage Capacity VDA (litres) - Seats Up/ Seats Down	513/1,503	-	-	-	-	-	-
WLTP-Low Phase MPG (l/100km) **	29.1 (9.7)	-	-	-	-	-	-
WLTP-Mid Phase MPG (l/100km) **	36.7 (7.7)	-	-	-	-	-	-
WLTP-High Phase MPG (l/100km) **	40.4 (7.0)	-	-	-	-	-	-
WLTP-Extra High Phase MPG (l/100km) **	33.2 (8.5)	-	-	-	-	-	-
WLTP-Combined MPG (l/100km) **	35.3 (8.0)	-	-	-	-	-	-
CO <sub>2</sub> Emissions (g/km)**	162	-	-	-	-	-	-
<b>SE NAV</b>							
Front/Rear Tyre	225/60 R17	225/60 R17	225/60 R17	225/60 R17	-	225/60 R17	-
Front/Rear Wheel	7.0J x17 (alloy)	7.0J x17 (alloy)	7.0J x17 (alloy)	7.0J x17 (alloy)	-	7.0J x17 (alloy)	-
Front /Rear Track	1,608/1,620	1,608/1,620	1,608/1,620	1,608/1,620	-	1,608/1,620	-
Overall Height (mm)	1,650	1,650	1,650	1,650	-	1,650	-
Luggage Capacity VDA (litres) - Seats Up/ Seats Down	513/1,503	513/1,503	513/1,503	484/1,474	-	484/1,474	-
WLTP-Low Phase MPG (l/100km) **	29.1 (9.7)	27.4 (10.3)	28.8 (9.8)	50.4 (5.6)	-	51.4 (5.5)	-
WLTP-Mid Phase MPG (l/100km) **	36.2 (7.8)	36.2 (7.8)	38.7 (7.3)	55.4 (5.1)	-	54.3 (5.2)	-
WLTP-High Phase MPG (l/100km) **	40.4 (7.0)	40.9 (6.9)	42.2 (6.7)	60.1 (4.7)	-	57.6 (4.9)	-
WLTP-Extra High Phase MPG (l/100km) **	32.8 (8.6)	34.0 (8.3)	34.4 (8.2)	44.8 (6.4)	-	44.1 (6.4)	-
WLTP-Combined MPG (l/100km) **	34.9 (8.1)	35.3 (8.0)	36.2 (7.8)	51.4 (5.5)	-	50.4 (5.6)	-
CO <sub>2</sub> Emissions (g/km)**	162	173	161	114	-	115	-

	1.6 GDi 132PS 6 Speed Manual 2WD	1.6 TGD i 177PS 6 Speed Manual 2WD	1.6 TGD i 177PS 7 Speed DCT 2WD	1.6 CRDi 48 Volt Hybrid 115PS 6 Speed Manual 2WD	1.6 CRDi 48 Volt Hybrid 136PS 6 Speed Manual 2WD	1.6 CRDi 48 Volt Hybrid 136PS 7 Speed DCT 2WD	2.0 CRDi 48 Volt Hybrid 185PS 8 Speed Auto 4WD
<b>N LINE</b>							
Front/Rear Tyre	-	245/45 R19	245/45 R19	-	245/45 R19	245/45 R19	-
Front/Rear Wheel	-	7.5J x19 (alloy)	7.5J x19 (alloy)	-	7.5J x19 (alloy)	7.5J x19 (alloy)	-
Front/Rear Track	-	1,604/1,615	1,604/1,615	-	1,604/1,615	1,604/1,615	-
Overall Height (mm)	-	1,650	1,650	-	1,650	1,650	-
Luggage Capacity VDA (litres) - Seats Up/ Seats Down	-	513/1,503	513/1,503	-	513/1,503	513/1,503	-
WLTP-Low Phase MPG (l/100km) **	-	27.4 (10.3)	28.8 (9.8)	-	49.6 (5.7)	50.4 (5.6)	-
WLTP-Mid Phase MPG (l/100km) **	-	36.2 (7.8)	38.2 (7.4)	-	52.3 (5.4)	54.3 (5.2)	-
WLTP-High Phase MPG (l/100km) **	-	40.9 (6.9)	42.2 (6.7)	-	55.4 (5.1)	57.6 (4.9)	-
WLTP-Extra High Phase MPG (l/100km) **	-	34.0 (8.3)	34.4 (8.2)	-	43.5 (6.5)	44.8 (6.3)	-
WLTP-Combined MPG (l/100km) **	-	35.3 (8.0)	36.2 (7.8)	-	48.7 (5.8)	50.4 (5.6)	-
CO <sub>2</sub> Emissions (g/km)**	-	168	151	-	113	146	-
<b>PREMIUM</b>							
Front/Rear Tyre	225/55 R18	225/55 R18	225/55 R18	225/55 R18	-	225/55 R18	225/55 R18
Front/Rear Wheel	7.0J x18 (alloy)	7.0J x18 (alloy)	7.0J x18 (alloy)	7.0J x18 (alloy)	-	7.0J x18 (alloy)	7.0J x18 (alloy)
Front/Rear Track	1,608/1,620	1,608/1,620	1,608/1,620	1,608/1,620	-	1,608/1,620	1,608/1,620
Overall Height (mm)	1,650	1,650	1,650	1,650	-	1,650	1,650
Luggage Capacity VDA (litres) - Seats Up/ Seats Down	513/1,503	513/1,503	513/1,503	484/1,474	-	484/1,474	459/1,449
WLTP-Low Phase MPG (l/100km) **	28.8 (9.8)	27.2 (10.4)	28.8 (9.8)	49.6 (5.7)	-	50.4 (5.6)	34.4 (8.2)
WLTP-Mid Phase MPG (l/100km) **	36.2 (7.8)	36.2 (7.8)	38.2 (7.4)	54.3 (5.2)	-	53.3 (5.3)	40.9 (6.9)
WLTP-High Phase MPG (l/100km) **	39.8 (7.1)	40.4 (7.0)	42.2 (6.7)	58.9 (4.8)	-	56.5 (5.0)	46.3 (6.1)
WLTP-Extra High Phase MPG (l/100km) **	32.8 (8.6)	34.0 (8.3)	34.0 (8.3)	44.8 (6.3)	-	44.1 (6.4)	40.4 (7.0)
WLTP-Combined MPG (l/100km) **	34.9 (8.1)	34.9 (8.1)	36.2 (7.8)	51.4 (5.5)	-	50.4 (5.6)	40.9 (6.9)
CO <sub>2</sub> Emissions (g/km)**	162	173	161	114	-	115	151
<b>PREMIUM SE</b>							
Front/Rear Tyre	-	245/45 R19	245/45 R19	-	245/45 R19	245/45 R19	245/45 R19
Front/Rear Wheel	-	7.5J x19 (alloy)	7.5J x19 (alloy)	-	7.5J x19 (alloy)	7.5J x19 (alloy)	7.5J x19 (alloy)
Front/Rear Track	-	1,604/1,615	1,604/1,615	-	1,604/1,620	1604/1615	1,604/1,615
Overall Height (mm)	-	1,650	1,650	-	1,650	1,650	1,650

	1.6 GDi 132PS 6 Speed Manual 2WD	1.6 TGD i 177PS 6 Speed Manual 2WD	1.6 TGD i 177PS 7 Speed DCT 2WD	1.6 CRDi 48 Volt Hybrid 115PS 6 Speed Manual 2WD	1.6 CRDi 48 Volt Hybrid 136PS 6 Speed Manual 2WD	1.6 CRDi 48 Volt Hybrid 136PS 7 Speed DCT 2WD	2.0 CRDi 185PS 8 Speed Auto 4WD
Luggage Capacity VDA (litres) - Seats Up/ Seats Down	-	513/1,503	513/1,503	-	484/1,474	484/1,474	459/1,449
WLTP-Low Phase MPG (l/100km) **	-	27.2 (10.4)	28.5 (9.9)	-	49.6 (5.7)	49.6 (5.7)	34.4 (8.2)
WLTP-Mid Phase MPG (l/100km) **	-	35.8 (7.9)	37.7 (7.5)	-	50.4 (5.6)	52.3 (5.4)	40.4 (7.0)
WLTP-High Phase MPG (l/100km) **	-	40.4 (7.0)	41.5 (6.8)	-	55.4 (5.1)	56.5 (5.0)	46.3 (6.1)
WLTP-Extra High Phase MPG (l/100km) **	-	33.6 (8.4)	34.4 (8.2)	-	42.8 (6.6)	44.1 (6.4)	39.8 (7.1)
WLTP-Combined MPG (l/100km) **	-	34.9 (8.1)	35.8 (7.9)	-	47.9 (5.9)	50.4 (5.6)	40.9 (6.9)
CO <sub>2</sub> Emissions (g/km)**	-	173	160	-	113	115	151

\* Kerb Weight defined as the total weight of a vehicle with standard equipment (the minimum figure) and factory fitted optional equipment (the maximum figure) and all necessary operating consumables such as oils, coolant, air conditioning refrigerant and a full tank of fuel, while not loaded with either driver, passengers or cargo.  
† Payload is the difference between the Gross Vehicle Weight and the Kerb Weight.  
‡ Gross Vehicle Weight is the maximum allowable weight of the vehicle, fully loaded with passengers and cargo (The Payload) and includes the weight of the vehicle.  
\*\* The Gross Train Weight is the weight of the fully loaded vehicle plus a fully loaded trailer and must not be exceeded.  
†† Figures shown are for comparability purposes; only compare fuel consumption and CO<sub>2</sub> figures with other cars tested to the same technical procedures. These figures may not reflect real life driving results, which will depend upon a number of factors including accessories fitted (post-registration), variations in weather, driving styles and vehicle load.  
‡‡ g/km = grams of emitted substance per kilometre travelled. CO<sub>2</sub> = Carbon Dioxide. There is a new test used for fuel consumption and CO<sub>2</sub> figures. The CO<sub>2</sub> figures shown however, are based on the outgoing test cycle and will be used to calculate vehicle tax on first registration.

#### TUCSON DIMENSIONS





## Hyundai Finance

Hyundai Finance provides a range of products to make the purchase of your Hyundai even more accessible. To meet your requirements, our plans are simple but offer you the same quality and flexibility as your new Hyundai. Applying for a finance plan through your local Hyundai dealer is easy and they will support you in choosing the right plan for your needs.

As a customer your satisfaction is at the heart of our business, and whilst you are able to manage your account online, we are only a phone call away should you require any help or assistance. We offer two main products to assist your car purchase:

### PERSONAL MOTOR LOAN

Personal Motor Loan is a simple and traditional way to finance your car over a fixed period. You decide to fund the entire purchase price or put down a deposit and as your interest rate is fixed you'll pay the same amount each month. After all repayments have been made you'll own the car.

### PERSONAL CONTRACT PURCHASE (PCP)

Personal Contract Purchase could make it easier for you to get behind the wheel of your Hyundai, it may also help you to change your car on a more regular basis.

The way it works is simple — you decide what level of deposit to pay. From nil, up to a maximum of 50%. You also decide your repayment period (typically 25, 37 or 49 months) and set your anticipated annual mileage. This will determine your optional final payment.

You will then make fixed monthly repayments based on the outstanding balance and interest, less your optional final payment, and at the end of your monthly repayment period you will have three choices: return, retain or renew.

**RETURN:** you can hand the car back to us with nothing further to pay (subject to fair wear and tear, and/or excess mileage charges may apply).

**RETAIN:** you can pay the optional final payment and the car is yours.

**RENEW:** you can part exchange the car, using any equity over and above the optional final payment as deposit on your next car (equity is anticipated, but this cannot be guaranteed).

T&Cs apply. Subject to status. Applicants must be 18 or over. Guarantee/Indemnity may be required. Hyundai Finance, RH1 1SR



## 5 Year Unlimited Mileage Warranty

At Hyundai we continually invest in the latest manufacturing technology designed to give you years of enjoyable motoring. Our trust in our products is backed up by our comprehensive aftercare package to ensure you have the best possible experience as a Hyundai owner.

Only Hyundai-trained technicians will carry out any warranty work, and we'll also check for any software updates to keep your car running smoothly. You can be sure that we'll only use Hyundai Genuine Parts - tested and approved by us.

### 5 YEAR UNLIMITED MILEAGE WARRANTY

Peace of mind comes as standard with our manufacturer-backed, unlimited mileage, 5 year warranty\* which protects your Hyundai against manufacturing defects and is fully transferable to the next owner.

### HYUNDAI ROADSIDE ASSISTANCE

24 hour roadside assistance should you ever need it, anywhere in the UK or Channel Islands, with Onward Travel included, to get you home if your car can't be fixed at the roadside†.

### 5 ANNUAL VEHICLE HEALTH CHECKS

Free, expert visual inspections by your Hyundai dealer on key areas of your car, to help spot any potential problems early.

### ADDITIONAL AFTERCARE

A 12 year anti-perforation warranty against perforation of the bodywork, from the inside of the panel outwards.

\* Vehicles used for taxi, daily rental hire and reward or light commercial vehicles are limited to 100,000 miles. Terms and conditions apply. Visit [hyundai.co.uk/warranty](http://hyundai.co.uk/warranty) for further details.

† Complimentary Hyundai Roadside Assistance automatically covers your Hyundai for 12 months from the date of first registration and can be re-activated annually upon adhering to the recommended service schedule at an Authorised Hyundai Dealer. Visit [hyundai.co.uk/assistance](http://hyundai.co.uk/assistance) for further details.



## Motability Plans

---

The Motability plan will enable some of you to purchase a Hyundai at a preferential rate. If you receive the Higher Rate Mobility Component of the Disability Living Allowance, you're entitled to access this excellent scheme. In recognition of your requirements, many Hyundai models can be ordered on the 3 year Contract Hire Scheme.

You'll benefit from advantageous features like power steering, height-adjustable driver's seat and automatic gearbox, which all come as standard.

Most of our dealers are Motability Accredited, so just contact them and they'll be happy to help. If you'd like to read about the scheme in more depth, simply visit [www.motability.co.uk](http://www.motability.co.uk)



## Hyundai Service Plans

---

For the school runs and the shopping trips.  
The multi-storeys and the motorways.  
Holidays, the commute, the appointment you simply can't be late for.  
This is your driving life.

Hyundai Service Plans are a convenient way to plan ahead, with a bespoke plan, tailored for your individual circumstances.  
So you're simply free to live your driving life knowing your servicing costs are already covered.

With payment options to suit you and no interest or credit checks.  
Just the certainty that your Hyundai is always in great hands.

For more information visit [hyundai.co.uk/owning](http://hyundai.co.uk/owning), contact your local dealer or call us on **0800 981 981**.



## Hyundai Click To Buy™

---

Hyundai Click To Buy™ is the smarter, easier way to purchase a new car. Innovation has always been part of our DNA, and now we've streamlined the buying process itself. With a few simple clicks you can trade-in your old car, configure your new Hyundai, arrange finance and pay a deposit — all from your computer, tablet or smartphone device.

For added flexibility you can pay in cash, and the delivery arrangements couldn't be simpler. You can choose to get it delivered at your home at a cost, or collect it in the evening or weekend from your local dealer.

You'll be admiring your Hyundai in double-quick time thanks to the latest example of our new-thinking philosophy.

## MyHyundai

---

MyHyundai is a complimentary and exclusive owners' club with a variety of unique benefits that'll make your ownership experience even more enjoyable.

As well as amazing offers that range from incredible getaways to indulgent gifts, you'll also be able to set your own alerts and preferences, while storing all your car's details in one, easily-accessible place.



## Staying In Touch

---

We're committed to offering you the very best. That means, as well as delivering impressive cars, we'll also deliver helpful advice and service, every step of the way. Simply contact us on **0800 981 981** or visit our website at [www.hyundai.co.uk](http://www.hyundai.co.uk)



Keep up to date with our news on our Facebook page at [www.facebook.com/hyundaiuk](http://www.facebook.com/hyundaiuk)




See all our latest tweets at [www.twitter.com/hyundai\\_uk](http://www.twitter.com/hyundai_uk)



View our latest videos at [www.youtube.com/user/hyundaimotoruk](http://www.youtube.com/user/hyundaimotoruk)


Specifications shown in this brochure are based upon the latest available information at the time of printing. The colours and finishes reproduced in this brochure are subject to the limitations of the printing process and may vary from the actual colour and paint finish.

In line with our policy of continual product improvement Hyundai Motor UK Ltd reserves the right to make changes at any time, without notice, to prices, colours, material, design, shape, specifications and models, and to discontinue items. For the latest details, please consult your Hyundai dealer.



This brochure is printed on FSC® (Forestry Stewardship Council) certified paper which has been produced at a mill and printed by a printer that has been certified to the ISO 14001 environmental standard using vegetable oil based inks and aqueous based coatings. It can be disposed of by recycling, incineration for recovery or is biodegradable.

Your local Hyundai dealer:



Customer enquiries: 0800 981 981



Hyundai Motor UK Ltd  
728 London Road, High Wycombe, Bucks HP11 1HE  
T: 01494 428600 [www.hyundai.co.uk](http://www.hyundai.co.uk)

Model on front cover:  
Tucson Premium SE in Olivine Grey Pearl Paint. Not to UK specification.  
HB0012 06/19