



ALL-NEW PEUGEOT 508 NOW WITH **HYBRID** TECHNOLOGY

PRICES, EQUIPMENT AND TECHNICAL SPECIFICATIONS

Version 11 - November 2019

Model Year - 2020

MOST BEAUTIFUL CAR OF THE YEAR 2018



34TH FESTIVAL AUTOMOBILE INTERNATIONAL



PEUGEOT

All-New PEUGEOT 508 models come with the following equipment as standard:

Safety and Security

- ABS (Anti-lock Braking System)
- Active bonnet
- Airbags
 - Adaptive driver and front passenger airbags (includes passenger airbag deactivation function)
 - Driver and front passenger side thorax airbags
 - Front and rear curtain airbags
- Alarm (perimetric, volumetric with lift and tilt sensor)
- Automatic door locking when moving off
- Automatic hazard light activation upon heavy brake application
- DAA1 (Driver attention alert system)
- Eco-coaching
- Electric child locking functionality on rear windows and doors
- EBA (Emergency Brake Assist)
- EBD (Electronic Brake Force Distribution)
- ESP (Electronic Stability Programme)
- Exterior temperature indicator with ice warning
- Front optimised safety headrests and rear retractable headrests (x3), height-adjustable.
- Front three-point retractable seatbelts, height adjustable with pre-tensioners and force limiters. (Include visual and sound alerts if seatbelts are not fastened / unfastened whilst vehicle is in motion)
- Front and rear disc brakes
- IRC (Recommended Gear Indicator) manual versions only
- Headlights left on audible warning
- Indirect tyre under-inflation detection
- Isofix child seat fittings (x3) (front passenger and outer rear seats)
- Locking wheel nuts (standard on 18" and 19" alloy wheels)
- Passenger airbag deactivation switch (to allow for child seat fitment)
- Programmable cruise control and speed limiter
- Rear three-point retractable seatbelts (x3), with pre-tensioners and force limiters in the outer rear seats. (Include visual and sound alerts if seatbelts are unfastened whilst vehicle is in motion)
- Speed limit recognition and recommendation
- Steel space saver spare wheel

Comfort and Convenience

- Central front armrest with butterfly-wing opening and illuminated storage compartment
- Driver plip action (isolated unlock function for drivers door)
- Electric, heated and power folding door mirrors
- Electric parking brake (includes hill assist)
- Electric power steering with reach and rake-adjustable steering column
- Front central console with two cup-holders
- Front windscreen wipers with "Magic Wash" cleaning system
- Heated rear windscreen with integrated antenna
- Map pockets on front seat backs
- Multifunction trip computer
- One-touch electric front and rear windows with pinch protection
- PEUGEOT i-Cockpit®:
 - Configurable 12.3" head-up digital instrument panel
 - 8.0" capacitive touchscreen
 - Compact multi-function steering wheel
- Power folding door mirrors
- Push button start
- Rear centre console ventilation system
- Rear coat hooks (x2)
- Rear seat ventilation (located in rear of centre console)
- Rear side and tailgate windows: Tinted
- Remote central locking (two remotes)
- 1/3 - 2/3 folding rear seat
- 3.7 kW monophasic On board charger (Hybrid versions)
- Mode 3 type 2 cable for Wallbox charging (Hybrid versions)

Interior Features

- Dashboard, front and rear door panel finish : Carbon effect
- Flocked glove box interior with illumination
- Gear lever - automatic in full grain leather and satin chrome
- Gear lever - manual in satin chrome (6 speed gearbox)
- 'Interior LED lighting: front LED roof lighting with 3 x spotlights, 2 x LED ambient lights and 2 x rear reading lamps, LED lighting in boot, glove box and connecting zone
- Pedals and foot rest: black rubber
- 'Piano keys': chrome plated toggle switches to access touchscreen functions
- Roof lining - 'Salin' light grey

In Car Entertainment

- Bluetooth® telephone facility
- USB socket (x2) front
- 8-speaker radio, MP3 compatible
- 12 V socket (Active only)

Exterior Features

- Body-colour exterior door handles
- Door mirror shells: body colour
- Gloss black B and C pillar and aerodynamic deflector trim
- Gloss black strip rear cluster connecting strip
- Model designation badges front and rear
- Radiator grille: chrome facets and gloss black edge trim
- Rear lower bumper gloss black 'diffuser effect' trim
- Side window trim: aluminium

Exterior Lighting and Visibility

- Door mirror mounted LED courtesy approach lights
- Halogen headlights
- LED daytime running lights
- LED side indicator lights integrated into door mirrors
- Rear foglights
- Rear number plate lights (x2)
- Rear LED PEUGEOT signature 'Claw Effect' lights (with daylight function)
- Rear reversing lights



Models shown are all-new PEUGEOT 508 First Edition 2.0L BlueHDi 180 EAT8 S&S in free of charge 'Twilight Blue' metallic paint and all-new PEUGEOT 508 First Edition 1.6L PureTech 225 EAT8 S&S in optional 'Ultimate Red' special paint.

Model shown is all-new PEUGEOT 508 Allure 1.5L BlueHDi 130 EAT8 S&S in optional 'Twilight Blue' metallic paint with optional panoramic opening glass roof and 18" 'Hirone' alloy wheels



ACTIVE With the perfect balance of character and strength, Active is the perfect place to start your journey

Safety and Security

- PEUGEOT Connect SOS and Assistance
- Safety Pack
 - AEB S3 (Advanced Automatic Emergency braking System)
 - Distance alert
 - LKA (Active Lane Keeping Assistance) + road edge detection
 - Speed limit recognition and recommendation

Comfort and Convenience

- Automatic dual zone climate control
- Parking sensors - rear
- Warning triangle

Interior Features

- Mistral full-grain leather steering wheel with stitch detail
- Seating
 - Seating: electric driver seat base angle and lumbar adjustment with manual longitudinal adjustment
 - Driver and front passenger seat adjustable cushion nose
 - Driver and front passenger seat mechanical height adjustment
 - Front passenger seat manual adjustment (longitudinal and back rest angle)
 - Mistral tri-material 'Losange' cloth seat trim with copper 'Goa' stitch detail

In Car Entertainment

- Connected 3D Navigation*
 - Automatic connection via PEUGEOT Connect
 - TomTom® Live updates (3 year subscription)^
 - SpeedCam / Danger Zones paid subscription available at extra cost (please refer to options page for pricing)
- Voice recognition (radio, navigation and telephony features)
- DAB radio (Digital Audio Broadcasting)
- Mirror Screen®:
 - MirrorLink®
 - Apple CarPlay™
 - Android Auto

Exterior Features

- 17" 'Merion' alloy wheels

Exterior Lighting and Visibility

- Visibility pack
 - Automatic headlights
 - Automatic windscreen wipers
 - Electrochrome rear view mirror (auto dimming)
 - 'Follow me home' headlights



*Additional terms and conditions apply to connected services, including customer acceptance of location sharing prior to activation.



ALLURE With added style and specification, enjoy the ultimate in understated luxury

HYBRID

Active Specification +

Safety and Security

- Active suspension (1.6L PureTech 180 EAT8 S&S only)
- Safety plus pack
 - ABS D (Active Blind Spot Detection)
 - DAA3 (Advanced Driver Attention Alert)
 - PEUGEOT Smartbeam Assistance
 - Speed limit + road sign recognition and recommendation

Comfort and Convenience

- PEUGEOT i-Cockpit®:
 - 10.0" High definition (HD) capacitive touchscreen
- PEUGEOT Open and Go (keyless entry and push button start)
- Power folding door mirrors with blind spot detection indicator
- Rear armrest with ski flap and two cup-holders
- Visio Park 1
 - Parking sensors - front and rear
 - 180° colour reversing camera

Interior Features

- Ambient lighting to storage compartments, footwells and cupholders
- Front and rear carpet mats in black with stitch detail
- Interior LED lighting plus: interior lighting as per Active plus, boot lighting x 2, plus illumination to vanity mirrors, centre console storage, cup holders and front footwells

Interior Features

- Seating
 - Driver and front passenger seat electric lumbar and seat base angle adjustment
 - Driver and front passenger seat heating
 - Choice of:
 - Mistral tri-material 'Mila' leather effect and 'Brumeo' cloth seat trim with grey 'Béton' stitch detail.
 - Light grey tri-material 'Evron' leather effect and 'Guerande' cloth seat trim with light grey 'Zéphyr' stitch detail

In Car Entertainment

- USB socket (x2) rear (in lieu of 12v socket)

Exterior Features

- Exhaust pipe: twin chrome (left hand side), 2.0L BlueHDi 160 EAT8 S&S only
- Exhaust pipe: dual lateral chrome (mounted either side of bumper), 1.6L PureTech 180 EAT8 S&S only
- Exhaust effect trim: chrome (mounted either side of bumper), 1.5L BlueHDi 130 versions only
- 17" 'Merion' diamond cut two tone alloy wheels





GT LINE The best of all worlds, sports styling combined with outstanding levels of efficiency and specification.

GT Building on the sports styling and efficiency of GT Line with added luxury and style.

Allure Specification +



GT Line Specification +



Safety and Security

- Self levelling headlights (linked to full LED headlights)

In Car Entertainment

- Smartphone charging plate

Comfort and Convenience

- Driver Sport Pack (automatic variants)
- Rear side and tailgate windows: Dark tinted

Exterior Features

- Door mirror shells: Nera black
- 'GT Line' model designation badging
- Radiator grille: chequered with chrome edge trim
- Rear bumper diffuser : gloss black
- Side window trim: gloss black
- Stainless steel door sill scuff plates
- 18" 'Hirone' diamond cut two tone alloy wheels

Safety and Security

- Active suspension
- Drive Assist Pack Plus
 - ACC Stop and Go (Adaptive Cruise Control with stop and go function)
 - Lane positioning assist

Interior Features

- Seating
 - Driver and front passenger seat multi-way electric adjustment
 - Driver seat 2 position memory function
 - Driver and front passenger seat multi-point massage function
 - Nappa Mistral full grain leather seat trim with Aikinite double stitch detail

Interior Features

- Aikinite contrast stitching to armrest, front centre console, door panels and dashboard fascia
- Blue ambient lighting to front door panels and front centre console
- Dashboard fascia, intricate stitch detail
- Flocked front door pocket interior
- Front and rear carpet mats in black with copper stitch detail
- Mistral full grain perforated leather steering wheel with Aikinite stitch detail and satin chrome 'GT Line' emblem
- Pedal and foot rest: aluminium
- Roof lining -Mistral black
- Seating
 - Mistral tri-material 'Belomka' leather effect and 'Ornis' cloth seat trim with Aikinite 'double stitch detail

Exterior Lighting and Visibility

- Full LED headlights with static cornering light functionality
- LED front indicators
- Rear full LED 3D rear PEUGEOT signature 'Claw Effect' lights (with sequential 'welcome sequence' upon unlocking the vehicle)
- Visibility Pack:
 - Electrochrome rear view mirror (auto dimming and frameless)

Comfort and Convenience

- Memory function for door mirrors (linked to driver seat memory)
- Power folding door mirrors with blind spot detection indicator and electrochrome (auto dimming) function
- Smart electric tailgate (foot operated)

Interior Features

- Gear lever - automatic in full grain leather and satin chrome
- Mistral full grain perforated leather steering wheel with Aikinite stitch detail and satin chrome 'GT' emblem

In Car Entertainment

- FOCAL® premium HIFI speaker system

Exterior Features

- 18" 'Sperone' diamond cut two tone alloy wheels (Hybrid version)
- 'GT' model designation badging



18" 'Sperone' diamond cut two tone alloy wheels (Hybrid versions)





FIRST EDITION The ultimate in luxury, any journey no matter the distance will leave you wanting for nothing.

GT Specification +

Safety and Security

- Night vision

Comfort and Convenience

- Visio Park 3:
 - 360° colour camera system
 - Fully automated parking assistance

Interior Features (First Edition exclusive)

- Seating
 - Alcantara® and part Nappa Mistral full grain leather seat trim with double stitch detail
- Stainless steel door sill scuff plates, including 'First Edition' Inscription

Exterior Features (First Edition exclusive)

- Radiator grille: chrome chequered and gloss black edge trim
- 19" 'Augusta' two tone, tinted varnish finish diamond cut alloy wheels



First Edition Interior



Alcantara® and Part Nappa Mistral Full Grain Leather Seat Trim with Double Stitch Detail



19" 'Augusta' Two Tone, Tinted Varnish Finish Diamond Cut Alloy Wheels

All-New PEUGEOT 508 Range: Price List

| | ENGINE | HP | TITRE CODE (DIALOG DESCRIPTION) | CO ₂ g/km | BASIC MRRP | VAT (£) | TOTAL MRRP | P11D VALUE (£) | 2019/20 BIK % | ON THE ROAD MRRP |
|---|--|-----|--|-------------------------|---------------|---------|---------------|-------------------|------------------|---------------------|
| Active | 1.5L BlueHDi 130 S&S 6-speed manual | 131 | 1PR8A5HMAKTOA0C0 (508 ACT BHD1130) | 93 | 20937.50 | 4187.5 | 25125.00 | 25855.00 | 26 | 26030.00 |
| | 1.5L BlueHDi 130 EAT8 S&S 8-speed Efficient Automatic Transmission | 131 | 1PR8A5HMA1TOA0C0 (508 ACT BHD1130A) | 92 | 22270.83 | 4454.17 | 26725.00 | 27455.00 | 26 | 27630.00 |
| Allure  | 1.6L PureTech 180 EAT8 S&S 8-speed Efficient Automatic Transmission | 181 | 1PR8A5PNS1TOA0C0 (508 ALL PT180A) | 114 | 24795.83 | 4959.17 | 29755.00 | 30455.00 | 26 | 30680.00 |
| | 1.5L BlueHDi 130 S&S 6-speed manual | 131 | 1PR8A5PMAKTOA0C0 (508 ALL BHD1130) | 93 | 22020.83 | 4404.17 | 26425.00 | 27155.00 | 26 | 27330.00 |
| | 1.5L BlueHDi 130 EAT8 S&S 8-speed Efficient Automatic Transmission | 131 | 1PR8A5PMA1TOA0C0 (508 ALL BHD1130A) | 92 | 23354.17 | 4670.83 | 28025.00 | 28755.00 | 26 | 28930.00 |
| | 2.0L BlueHDi 160 EAT8 S&S 8-speed Efficient Automatic Transmission | 163 | 1PR8A5PPH1TOA0C0 (508 ALL BHD1160A) | 110 | 24504.17 | 4900.83 | 29405.00 | 30135.00 | 30 | 30330.00 |
| | HYBRID HYBRID 225 e-EAT8 8-speed Efficient Automatic Transmission | 225 | 1PR8A5QNKAT0A0C0 (508 ALL HYB225A) | 38 | 28479.17 | 5695.83 | 34175.00 | 34875.00 | 16 | 34930.00 |
| GT Line  | 1.6L PureTech 180 EAT8 S&S 8-speed Efficient Automatic Transmission | 181 | 1PR8A5TNS1TOA0C0 (508 GTL PT180A) | 116 | 26254.17 | 5250.83 | 31505.00 | 32205.00 | 27 | 32430.00 |
| | 1.5L BlueHDi 130 S&S 6-speed manual | 131 | 1PR8A5TMAKTOA0C0 (508 GTL BHD1130) | 93 | 23479.17 | 4695.83 | 28175.00 | 28905.00 | 26 | 29080.00 |
| | 1.5L BlueHDi 130 EAT8 S&S 8-speed Efficient Automatic Transmission | 131 | 1PR8A5TMA1TOA0C0 (508 GTL BHD1130A) | 92 | 24812.50 | 4962.5 | 29775.00 | 30505.00 | 26 | 30680.00 |
| | 2.0L BlueHDi 160 EAT8 S&S 8-speed Efficient Automatic Transmission | 163 | 1PR8A5TPH1TOA0C0 (508 GTL BHD1160A) | 110 | 25962.50 | 5192.5 | 31155.00 | 31885.00 | 30 | 32080.00 |
| | HYBRID HYBRID 225 e-EAT8 8-speed Efficient Automatic Transmission | 225 | 1PR8A5UNKAT0A0C0 (508 GTL HYB225A) | 38 | 29937.50 | 5987.5 | 35925.00 | 36625.00 | 16 | 36680.00 |
| GT  | 1.6L PureTech 225 EAT8 S&S 8-speed Efficient Automatic Transmission | 224 | 1PR8A5VNR1TOA0C0 (508 GT PT225A) | 122 | 30066.67 | 6013.33 | 36080.00 | 36780.00 | 28 | 37005.00 |
| | 2.0L BlueHDi EAT8 180 S&S 8-speed Efficient Automatic Transmission | 177 | 1PR8A5VKA1TOA0C0 (508 GT BHD1180A) | 109 | 30254.17 | 6050.83 | 36305.00 | 37035.00 | 29 | 37230.00 |
| | HYBRID HYBRID 225 e-EAT8 8-speed Efficient Automatic Transmission | 225 | 1PR8A5ZNKAT0A0C0 (508 GT HYB225A) | 38 | 33229.17 | 6645.83 | 39875.00 | 40575.00 | 16 | 40630.00 |
| First Edition ^ | 1.6L PureTech 225 EAT8 S&S 8-speed Efficient Automatic Transmission | 224 | 1PR8A5VLK1T050B0 (508 FE PT225A) | 131 | 30045.00 | 6009 | 36054.00 | 36754.00 | 30 | 37019.00 |
| | 2.0L BlueHDi EAT8 180 S&S 8-speed Efficient Automatic Transmission | 177 | 1PR8A5VKA1T050B0 (508 FE BHD1180A) | 124 | 30399.17 | 6079.83 | 36479.00 | 37229.00 | 32 | 37444.00 |

CO2 figures and OTR pricing shown above are for a standard vehicle without any additional optional equipment. CO2 and fuel economy figures and OTR pricing may vary according to wheel fitment and optional extras fitted.

The fuel consumption you achieve, and CO2 produced, in real world conditions will depend upon a number of factors including the accessories fitted (post registration), variations in weather, driving styles and vehicle load. There is a new test (WLTP*) used to measure fuel consumption and CO2 figures. The CO2 figures shown are NEDC equivalent, calculated using an EC correlation tool which converts WLTP figures to NEDC figures, however, these NEDCeq figures are based on the outgoing test cycle (NEDC**) and will be used to calculate tax for first registration. CO2 and fuel economy figures may vary according to wheel fitment and optional extras fitted. Figures shown are for comparability purposes; you should only compare fuel consumption and CO2 figures with other vehicles tested using the same technical standard.

*WLTP - Worldwide harmonized Light vehicles Test Procedure. **NEDCeq - New European Driving Cycle.

^ Stock only

All information and prices correct at time of publication, but are subject to change at any time without prior notice (which may occur as a result of matters including, but not limited to, any changes in legislation and/or any changes by the government).

PEUGEOT i-Cockpit®

PEUGEOT i-Cockpit®:

Since launching in 2012, PEUGEOT i-Cockpit® has re-written the rule book for car interior architecture. The PEUGEOT i-Cockpit® philosophy centres around a driving environment that puts you in control, allowing a greater connection to the road. For all-new PEUGEOT 508, the PEUGEOT i-Cockpit® brings driving resolutely into the digital age.

The PEUGEOT i-Cockpit®, comprises of the following key features:

Configurable 12.3" head-up digital instrument panel:

Available as standard across the all-new PEUGEOT 508 range, this 12.3" TFT 100% digital screen can be customised to suit the driver's needs. As the panel is positioned higher, it is closer to the road and is more within the driver's field of vision. This can increase safety when compared to a conventional setup where the dials sit within the wheel, further from the road.

The crisp and colourful graphics within the instrument panel can be adapted to give a variety of display modes including:

- **'Dials'** mode, a classic view to replicate the analogue set-up of most modern cars.
- **'Navigation'** mode turns the dials on their sides to a 'roller' format, 3D navigation with instructions fill the centre of the display.
- **'Driving'** mode with 'roller' format dials and driver assistance information including Lane Keeping Assistance (LKA) and ACC Stop.
- **'Night Vision'** as standard on First Edition models, the night vision display is relayed through the digital instrument panel and framed by 'roller' format dials.

In addition to the above a 'Personal' mode can also be configured to allow the driver to see the exact information they require, for optimum comfort.

Compact multi-function steering wheel:

At PEUGEOT we have quite literally reinvented the wheel. Compact dimensions coupled with a re-designed shape enhance every journey in all-new PEUGEOT 508. Out on the road the compact dimensions increase the visibility of the cars instruments whilst in the corners it provides heightened responses and improved agility.

When it comes to round town or navigating car parks its compact dimensions make light work of wheel winding to manoeuvre into a space. In terms of finish all models are trimmed with Mistral full-grain leather with stitch detail. Sports models benefit further from Aikinite stitching, perforation detail and a satin chrome model designation badge.

10.0" high definition (HD) capacitive touchscreen (Standard from Allure):

With crystal clear graphics, the 10.0" capacitive touchscreen houses several key technological features on the all-new PEUGEOT 508. Capacitive technology helps to give Smartphone levels of responsiveness whilst multi-touch technology brings greater levels of functionality. In-keeping with the PEUGEOT i-Cockpit® theme, the touchscreen is angled towards the driver.

For greater accessibility the touchscreen is accompanied by stylish satin chrome piano key toggle switches, these enable direct access to the wealth of functionality available.

- Automatic dual zone climate control (all versions)
- DAB Radio (Digital Audio Broadcasting) (all versions)
- Mirror Screen®: (Apple CarPlay™, Android Auto and Mirrorlink®) (all versions)
- Connected 3D Navigation*: includes TomTom® Live updates (Allure versions and above)

Combined with the wealth of technology available, careful attention has been paid to the selection of materials. All versions feature a blend of contemporary materials including carbon effect and



'Night Vision' Mode (First Edition models)



'Driving' Mode



'Navigation' Mode



'Dials' Mode (GT Line / GT Models)



PEUGEOT i-Cockpit®

Driver sport pack

Driver sport pack (automatic versions): Standard from GT Line onwards

The "sport" mode includes the following functions:

- The tint of the digital cluster in red background with notification "SPORT".
- Sharpened throttle response
- Gear shift response
- steering weighting
- Amplification of engine sound (through speakers) to stimulate the experience on board.



Electric Impulse Automatic Gearbox Control

Electric Impulse Automatic Gearbox Control: (Standard on auto versions)

Linked to the Efficient 8-Speed Automatic Transmission (EAT8) with Quickshift Technology. This stylish gearbox control with its ergonomic design complements the PEUGEOT i-Cockpit®. Trimmed with full-grain leather, satin chrome and piano black materials, this compact gearbox control even helps to free up space within the cabin.

Operation is intuitive and smooth, for the more exuberant driver a manual driving mode is also available, changes can be performed seamlessly via the steering column mounted paddles.



'Electric Impulse' Automatic Gearbox Control



'Carbon' Effect Dashboard and Door Panel Trim




Compact Multi-Function Steering Wheel



10.0" High Definition (HD) Capacitive Touchscreen and 'Piano Key' Toggle Switches

*Additional terms and conditions apply to connected services, including customer acceptance of location sharing prior to activation.



Automatic Emergency Braking System (AEBS3)

Automatic Emergency Braking System (AEBS3): (Standard on all versions)

An intelligent autonomous braking system designed to avoid a collision or limit its severity by reducing the vehicle's speed. The system is triggered if the driver does not react quickly enough, by activating the vehicle's brakes.

Using a bumper mounted radar and multifunction camera located at the top of the windscreen able to detect obstructions on the road. The system works in the following ways, both day and night:

- Between 0 and 18 mph, collision avoidance for fixed and moving obstacles and pedestrians.
- Beyond 18 mph limiting the severity of an impact by reducing the vehicles speed by atleast 12 mph before impact.

Distance Alert System: (Standard on all versions)

Working in conjunction with the AEBS3, the distance alert function warns the driver if the vehicle risks a collision with the vehicle in front or a pedestrian in the road. Two levels of warning are available, the first 'Amber' warning provides a visual alert to the potential risk. In a more severe instance a 'Red' visual and audible alert indicate a collision is imminent and driver action is required, failure to act triggers the AEBS3.



Active Blind Spot Detection (ABSD)

Active Blind Spot Detection (ABSD): (Standard from Allure onwards)

Linked to the Safety Plus Pack, now you can enjoy the feeling of having eyes in the back of your head. Using lateral ultrasound sensors to cover areas out of your field of vision along with the windscreen mounted camera, an LED illuminates in either side door mirror to alert to the presence of a car, lorry, motorbike or bicycle in your blind spot. The system works when overtaking a slower vehicle or when overtaken by a faster vehicle. This intelligent feature operates from speeds as low as 8mph right up to the National Speed Limit.

In addition ABSD also features a trajectory correction system in partnership with Active Lane Keeping Assistance. The trajectory correction is applied to the steering if a line is crossed even when the turn indicator is enabled, to try and avoid a collision with an obstacle not detected by the driver.

Adaptive Cruise Control with Stop and Go Function (ACC Stop and Go)

Adaptive Cruise Control with Stop and Go (ACC Stop and Go): (Standard on GT models)


Cruise control as you know it, will never be the same again with all-new PEUGEOT 508 fitted with EAT8 automatic gearbox technology. Controlled via a radar mounted at the front of the vehicle, the ACC Stop and Go system provides two key functions:

- Automatic maintenance of the vehicles speed, at the value set by the driver.
- Automatic maintenance of a set distance between all-new PEUGEOT 508 and the vehicle in front, slowing the vehicle to a stop if required and then moving off automatically when conditions allow.

The system detects a vehicle driving in front in the same direction and can automatically adapt the vehicle's speed to that of the vehicle in front. This occurs using engine braking and the braking system (in which case the brake lights are lit) to maintain a constant distance.

When activated, ACC Stop and Go also incorporates Lane Positioning Assist, to position the car centrally within its lane, particularly useful for motorway driving.

On 1.5L BlueHDI 130 S&S 6-Speed manual versions, ACC 30 can be added as an option on Active, Allure and GT Line models, this incorporates the distance and braking capabilities of ACC Stop and Go but does not slow the vehicle to a stop. ACC 30 can reduce speeds to a minimum of 30km/h (18mph), to prevent the vehicle from stalling.



PEUGEOT Connect SOS and Assistance

PEUGEOT Connect SOS & Assistance: (Standard on all versions)

A vehicle locating communication unit, this feature can be used manually (dedicated SOS button on the console) or automatically (if pyrotechnic devices are deployed). It locates the vehicle precisely and triggers the sending of the appropriate emergency services for a rapid response.

PEUGEOT are the pioneers of this technology, since launching in 2003 PEUGEOT Connect SOS & Assistance has assisted over 7,000 individuals. The system is subscription free with no additional charges and uses a GPS module and SIM card (built in to the system).

Lane Keeping Technologies

Lane Keeping Technologies:

Via a windscreen mounted camera all-new PEUGEOT 508 offers the following lane keeping technologies

Active Lane Keeping Assistance (LKA) + Road Edge Detection: (standard on all versions) a system that monitors longitudinal lane markings on the ground. If a deviation is detected across a lane marking, you are alerted by a flashing indicator on the digital instrument panel in the cabin.

In addition as soon as the system identifies a risk of accidentally crossing one of the marking lines detected on the ground, the steering is gradually corrected to keep the vehicle in lane, at speeds of over 40mph. For further peace of mind, road edge detection is also included to reduce the likelihood of the vehicle leaving the road in an accident.

Lane Positioning Assist: (standard on GT and First Edition models) linked to Adaptive Cruise Control with Stop and Go function. This intelligent system positions the car centrally with the middle of a lane, applying left and right trajectory corrections accordingly.



Speed and Road Sign Recognition

Speed Limit Recognition and Recommendation: (Standard on all versions)

Using the windscreen mounted camera, all-new PEUGEOT 508 features speed limit sign recognition, leaving you in no doubt over the speed limit. Upon detecting a speed limit sign this information is read by the camera and displayed in colour on the 12.3" head-up digital instrument panel.

In addition the driver also has the option to adapt their speed to the speed limit on the particular road via the vehicles cruise control stalk. The vehicle will then adjust its speed accordingly.

Road Sign Recognition and Recommendation: (Standard from Allure onwards)

In addition to speed limit recognition, all-new 508 can also read and interpret various road signs, including 'Stop', 'One Way' and 'No Overtaking'. These are then relayed through the head-up digital instrument panel, in plain view of the drivers line of sight, reducing the chance of a road instruction being missed.



Driver Attention Alert

Driver Attention Alert:

To help keep you alert behind the wheel, all-new PEUGEOT 508 features a two stage driver alert system for added safety on the road, comprising:

Driver Attention Alert 1 (DAA1): (standard on Active models) it is important to take frequent breaks when travelling over long distances, to better guarantee your safety and the safety of those around you. All-new PEUGEOT 508 features a timed alert system that operates at speeds in excess of 40mph, after two hours of driving a message is displayed recommending that you take a break.

Driver Attention Alert 3 (DAA3): (standard from Allure onwards) controlled by a camera at the top of the windscreen designed to analyse the vehicles trajectory, this active system evaluates the vigilance of the driver at speeds of over 40mph.

By identifying deviations relative to the road markings, all-new PEUGEOT 508 is able to determine whether the vehicle's behaviour reflects a certain degree of driver drowsiness or inattention. If it is felt that the driver needs to take better care on the road a visual and audible alert will occur. If more than three instances occur, the driver will be advised to take a break.

PEUGEOT Smartbeam Assistance

PEUGEOT Smartbeam Assistance: (Standard from Allure onwards)

Linked to the Safety Plus Pack, PEUGEOT Smartbeam Assistance gives you one less thing to think about when driving at night. Controlled via a windscreen mounted camera, the system continuously analyses driving conditions, for instance the proximity of other vehicles.

PEUGEOT Smartbeam Assistance automatically switches headlights to full beam when conditions allow, allowing you to tap into the full potential of the halogen or full LED headlights.





Connected 3D Navigation*

Connected 3D Navigation*: (Standard on all versions)

Linked to the 8.0" (Active) and 10.0" high definition (HD) capacitive (Allure upwards) touchscreen, the system includes European mapping, 3D city mapping and voice recognition (for radio, navigation and telephone functions).

The system also includes a 3 year subscription* to PEUGEOT Connect allowing an automatic, permanent connection to online navigation services (in partnership with TomTom®). Key features of PEUGEOT Connect include:

- **TomTom® Traffic**: Real-time updates on traffic conditions (traffic jams, road works) and suggested alternative routes.
- **Local Weather**: Displays forecasted weather conditions along the route.
- **Fuel Stations**: Displays nearby fuel stations and pricing.
- **Local search**: Access address and contact detail information for a point of interest.

*Additional terms and conditions apply to connected services, including customer acceptance of location sharing prior to activation.
 *Subject to subscription – after you have taken delivery of your vehicle, please subscribe on:

Mirror Screen®

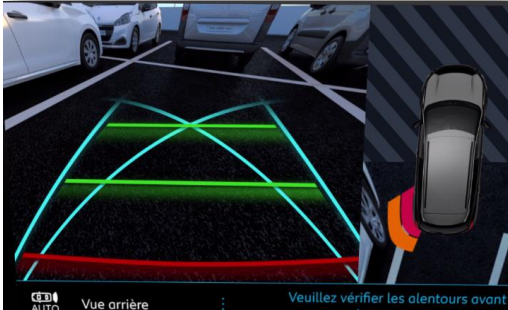
Mirror Screen®: (Standard on all versions)

Allows the mirroring of a compatible smartphone screen to access the key functionality on the handset. Once paired functions are displayed on the 8.0" and 10.0" capacitive colour touchscreen systems. System features vary by provider/phone and can include navigation, text display, text reading, media functionality voice control. Mirror Screen® uses the following systems:

- **Apple CarPlay™**
- **Android Auto**
- **Mirror Link®**



*Please consult peugeot.co.uk for a list of enabled Android phones - compatibility is based on the phone providers' original operating system.



Visio Park

Vision Park 1/2/3: (Standard or optional according to version)

Visio Park 1: (Standard on Allure, GT Line and GT), incorporates front and rear sensors with a rear camera. The rear camera offers a variety of views including rear 'Grid' view, '180°' view, useful for reversing out of spaces and an 'Overhead' view making it easier when reversing near obstacles.

Visio Park 2: (Optional on manual models), in addition to Visio Park 1, this option pack includes a front camera to give a '360°' view, highlighting obstacles when pulling into a car park space. The system also includes automated parking assistance (steering only) for bay and parallel parking.

Visio Park 3: (Standard on First Edition), in addition to Visio Park 2, this pack includes fully automated parking assistance, both steering, acceleration and braking functions for parallel and bay parking scenarios.

Smartphone Charging Plate

Smartphone Charging Plate: (Standard from GT Line onwards)

Through the use of inductive charging technology a compatible device can be charged wirelessly whilst on the move. Operation is simple: just place your compatible smartphone on the charging area, once detected, battery charging begins.

The device must be Qi-compatible, the very latest smartphones from Blackberry, Google, HTC, LG, Microsoft, Motorola, Samsung and Sony feature this technology built in with no additional add-on required.

Other devices including iPhone 5/5c/5s, iPhone SE and iPhone 6/6 Plus/6s/6s Plus will require an additional Qi2001 accessory to access the wireless charging functionality. For more information on this growing technology please visit the Qi website .



FOCAL® Premium HiFi Speaker System


FOCAL® Premium HiFi Speaker System: (Standard from GT onwards)

Specialising in acoustics for 35 years and known throughout the world for their patented innovations and unique sound signature, PEUGEOT are proud to offer FOCAL® technology for the ultimate in car acoustic experience.

The system comes equipped with ten loudspeakers comprising the following:

- High-fidelity woofers/mediums featuring Polyglass technology ensuring a balanced, precise sound.
- TNF tweeters featuring aluminium inverted dome technology, offering optimum sound dispersion and crisp trebles.
- Subwoofer featuring Power Flower™ 200 mm triple-coil technology for defined, dynamic performance in the bass frequency.
- Active 12 channel/515 watt amplification for optimum sound quality.

Enjoy the perfect soundtrack on every journey with all -new PEUGEOT 508 and FOCAL®.



Night Vision

Night Vision: (Standard from First Edition)

Thanks to an infrared camera in the front grille of the vehicle, at night the system detects the presence of pedestrians/animals up to 200 metres beyond the range of the headlights.

The image generated by the system is displayed in the driver's field of vision, via the 12.3" head-up instrument display panel. Upon detection of an obstacle, two levels of alert are provided to the driver based on the severity of the situation (distance from hazard). (Standard on First Edition models, optional from Allure)

Panoramic Opening Glass Roof

Panoramic Opening Glass Roof: (Optional from Active)

Enjoy the world outside with all-new PEUGEOT 508 with the optional large panoramic opening glass roof. Bathing the cabin in natural light with dimensions of 27" x 22", the panoramic opening glass roof enhances the appearance of the all-new PEUGEOT 508. For an added breath of fresh air the glass panel includes a tilt function and can be opened.

An electric roller blind is also included, in either Salin light grey or Mistral black, dependent on level.



Exterior Style



Front

With a striking exterior design, all-new 508 does not fail to make its presence known.

Bold details are everywhere to be seen, to the front, the long, sculpted bonnet is headed by the '508' inscription, taking inspiration directly from the iconic PEUGEOT 504 & 504 Coupé.

The sharp headlights, fitted with halogen (from Active level) or full LED technology (from GT Line level) echo the striking bodywork design. Adding further to the design, full LED headlights also come with striking vertical LED daytime running lights that frame the front of the car with beautiful symmetry, taking inspiration from the PEUGEOT Instinct concept car.

Three prominent front grille designs are available according to version, chrome facets combined with a gloss black edge trim (from Active level), chequered with chrome edge trim (from GT Line level) and chequered with gloss black edge trim (exclusive to First Edition).

Offering both style and substance, all-new 508 features an 'Active Bonnet' as standard across the range for optimised pedestrian safety.

Frameless Doors

Frameless Doors: (Standard on all versions)

Taken straight from the world of the sports coupé, all-new PEUGEOT 508 features frameless front and rear doors. Featuring a 'short-drop' system, the windows automatically lower a few millimetres upon pulling the door handle. Upon closing the door the windows will return back to their original position.

Frameless doors contribute to the low and flowing silhouette of all-new 508, allowing the car to maintain a height of just 1.4m.

For improved access to the rear, the rear window also features a fixed rear section to give a larger rear aperture.

For optimum refinement, the side windows have been thickened by 1mm to increase the sense of tranquility onboard.



Frameless Doors

Profile

In profile the flowing fastback silhouette of all-new 508 comes to life, striking details include:

Frameless doors on every version, contribute to the low overall height of 1.4 metres.

Dark tinted rear side and tailgate windows (from GT Line level) complete with trim level inscriptions to the rear three quarter panels.

Framing the side window apertures, elegant trim contributes to the stylistic touches. Two finishes are available dependent on version, aluminium (from Active level) or gloss black (from GT Line level).

Alloy wheels (standard on all levels) range from 17" to 19", with a choice of finishes available (according to version) including intricate diamond cut and tinted varnish detailing.

Further stylistic touches include the sharp crease commencing below the door mirror housing leading to the rear light cluster, giving the car a beautifully sculpted shoulder.



LED Technology

Full LED Headlights: (Standard from GT Line onwards)

Full LED Headlights: Light Emitting Diode (LED) technology remains a rare feature in the car industry, with all-new PEUGEOT 508 however this is not the case. Full LED headlights feature from GT Line, allowing you to enjoy the following benefits:

- LED technology consumes considerably less energy to produce light, 50% less than halogen and 35% less than xenon technologies.
- LED technology offers a whiter light for improved visibility at night, the light is also more similar to daylight, leading to reduced driver eye fatigue, improving safety.
- LED technology requires no warm up time with instantaneous lighting response when compared to conventional halogen technologies.
- LED technology will last for the life of the car, compared to halogen technology with much shorter life expectancy.
- LED technology offers a very striking visual signature that perfectly complements the sharp exterior design.

For an additional dose of style, in conjunction with full LED headlights, all-new PEUGEOT 508 also features a scrolling 'welcome sequence' to the rear, upon unlocking of the vehicle.

By scrolling inwards and outwards across the rear 3D 'claw effect' lights, the sequential motion provides a real sense of occasion, on approach to the vehicle.

In addition, LED lighting technology is also used for both braking and indicating functions.



Full LED Headlights and Striking LED Daytime Running Lights



Rear

At the rear, the flowing silhouette of all-new PEUGEOT 508 comes together beautifully, signature PEUGEOT design touches include:

Rear LED 'Claw Effect' lighting, available in a choice of two styles (dependent on version), a 'classic' style is available from Active level whilst a more 'dynamic' adaptive 3D design features from GT Line level.

Gloss black rear cluster connecting strip, framed by the rear light clusters, further enhances the distinctive rear design.

Prominent exhaust pipes dependent on engine, twin chrome (on the left side) for 2.0L BlueHDi EAT8 S&S models and dual lateral chrome (either side) on 1.6L PureTech EAT8 S&S models.

Rear bumper diffuser trim finished in gloss black (from GT Line trim) adds further to the sports design.

Practical touches have been beautifully incorporated into the sculpted rear, an absence of a roof mounted antenna gives a more purposeful stance whilst the fastback rear design with lifting rear windscreen allows easier access to the large, 487 litre load space.



Rear Full LED 3D Rear PEUGEOT Signature 'Claw Effect' Lights (with Scrolling 'Welcome Sequence' upon Unlocking the Vehicle)

All-new PEUGEOT 508: Options

| Standard | ● | | | | | | | | | |
|-------------|---|--|--|--|--|--|--|--|--|--|
| Optional | ○ | | | | | | | | | |
| Unavailable | - | | | | | | | | | |

| | | ACTIVE | ALLURE | GT LINE | GT | FIRST EDITION | Basic RRP £ Excluding VAT | VAT @ 20% | Total RRP £ Including VAT |
|---------------------------|-----------|--------|--------|---------|----|---------------|---------------------------|-----------|---------------------------|
| PAINT | | | | | | | | | |
| Metallic paint | MO.. | ○ | ○ | ○ | ○ | ● | 479.17 | 95.83 | 575.00 |
| Pearlescent/special paint | M6../M5.. | ○ | ○ | ○ | ○ | - | 604.17 | 120.83 | 725.00 |
| Ultimate Red Paint | M5F3 | - | - | - | - | ○ | 125.00 | 25.00 | 150.00 |
| White paint | P0.. | ○ | ○ | ○ | ○ | - | 250.00 | 50.00 | 300.00 |

| | | ACTIVE | ALLURE | GT LINE | GT | FIRST EDITION | Basic RRP £ Excluding VAT | VAT @ 20% | Total RRP £ Including VAT |
|--|------|--------|--------|---------|----|---------------|---------------------------|-----------|---------------------------|
| SAFETY AND SECURITY | | | | | | | | | |
| Active Suspension* | VU02 | - | ○ | ○ | ● | ● | 833.33 | 166.67 | 1,000.00 |
| Drive Assist Pack: ACC 30 (manual versions) | ZV62 | ○ | ○ | ○ | - | - | 333.33 | 66.67 | 400.00 |
| Drive Assist Pack Plus: ACC Stop and Go (EAT8 versions and e-EAT8) + Lane positioning assist | ZV63 | ○ | ○ | ○ | - | - | 333.33 | 66.67 | 400.00 |
| Night vision | N101 | - | ○ | ○ | ○ | ● | 1,083.33 | 216.67 | 1,300.00 |

| | | ACTIVE | ALLURE | GT LINE | GT | FIRST EDITION | Basic RRP £ Excluding VAT | VAT @ 20% | Total RRP £ Including VAT |
|--|------|--------|--------|---------|----|---------------|---------------------------|-----------|---------------------------|
| COMFORT AND CONVENIENCE | | | | | | | | | |
| Driver Sport Pack - linked to blue ambient lighting (automatic versions only) | WHDF | - | ○ | ● | ● | ● | 166.67 | 33.33 | 200.00 |
| PEUGEOT Open and Go system (keyless entry with start/stop button) | YD01 | ○ | ● | ● | ● | ● | 291.67 | 58.33 | 350.00 |
| Power folding door mirrors with blind spot detection indicator and electrochrome (auto dimming) function | HU08 | - | - | ○ | ● | ● | 150.00 | 30.00 | 180.00 |
| Rear side and tailgate windows: Dark tinted | VD09 | ○ | ○ | ● | ● | ● | 150.00 | 30.00 | 180.00 |
| Smart electric tailgate | D501 | - | ○ | ○ | ● | ● | 333.33 | 66.67 | 400.00 |
| Visio Park 1: 180° Colour reversing camera + front parking sensors | WY35 | ○ | ● | ● | - | - | 300.00 | 60.00 | 360.00 |
| Visio Park 2 (Manual versions): 360° Colour camera system + automated parking assistance (steering only) | WY37 | - | ○ | ○ | - | - | 375.00 | 75.00 | 450.00 |
| Visio Park 3 (EAT8 versions): 360° Colour camera system + fully automated parking assistance | WY36 | - | ○ | ○ | ○ | ● | 500.00 | 100.00 | 600.00 |
| 7 kW monophase On board charger (Hybrid versions) | LZ02 | - | ○ | ○ | ○ | - | 250.00 | 50.00 | 300.00 |

| | | ACTIVE | ALLURE | GT LINE | GT | FIRST EDITION | Basic RRP £ Excluding VAT | VAT @ 20% | Total RRP £ Including VAT |
|--|------|--------|--------|---------|----|---------------|---------------------------|-----------|---------------------------|
| INTERIOR FEATURES | | | | | | | | | |
| Light grey tri-material 'Evron' leather effect and 'Guerande' cloth | 72FR | - | ○ | - | - | - | 0.00 | 0.00 | 0.00 |
| Claudia Mistral leather seat trim: includes front seat multi-point massage function and multi-way electric adjustment | 74FX | - | ○ | - | - | - | 1,041.67 | 208.33 | 1,250.00 |
| Claudia Guerande leather seat trim: includes front seat multi-point massage function and multi-way electric adjustment | 74FR | - | ○ | - | - | - | 1,041.67 | 208.33 | 1,250.00 |
| Nappa Mistral full grain leather trim with Aikinite double stitch detail: includes front seat multi-point massage function, multi-way electric adjustment and driver seat 2 position memory function | 76FH | - | - | ○ | ● | - | 1,291.67 | 258.33 | 1,550.00 |
| Nappa red full grain leather trim with Aikinite double stitch detail: includes front seat multi-point massage function, multi-way electric adjustment and driver seat 2 position memory function | 76FJ | - | - | ○ | - | - | 1,541.67 | 308.33 | 1,850.00 |
| Nappa red full grain leather trim with Aikinite double stitch detail | 76FJ | - | - | - | ○ | - | 250.00 | 50.00 | 300.00 |

| | | ACTIVE | ALLURE | GT LINE | GT | FIRST EDITION | Basic RRP £ Excluding VAT | VAT @ 20% | Total RRP £ Including VAT |
|--|------|--------|--------|---------|----|---------------|---------------------------|-----------|---------------------------|
| IN CAR ENTERTAINMENT | | | | | | | | | |
| FOCAL® premium HiFi speaker system | UN02 | - | ○ | ○ | ● | ● | 491.67 | 98.33 | 590.00 |
| Smartphone charging plate | E301 | ○ | ○ | ● | ● | ● | 100.00 | 20.00 | 120.00 |
| TomTom Live services subscription – 3 years***^ | N/A | ● | ● | ● | ● | ● | 0.00 | 0.00 | 0.00 |
| TomTom Live services subscription – 1 year extension (4 years total)***^ | N/A | ○ | ○ | ○ | ○ | ○ | 45.83 | 9.17 | 55.00 |
| TomTom Live services subscription – 3 year extension (6 years total)***^ | N/A | ○ | ○ | ○ | ○ | ○ | 104.17 | 20.83 | 125.00 |
| SpeedCam / Danger Zones subscription – 1 year***^ | N/A | ○ | ○ | ○ | ○ | ○ | 57.50 | 11.50 | 69.00 |
| SpeedCam / Danger Zones subscription – 3 years***^ | N/A | ○ | ○ | ○ | ○ | ○ | 115.83 | 23.17 | 139.00 |

| | | ACTIVE | ALLURE | GT LINE | GT | FIRST EDITION | Basic RRP £ Excluding VAT | VAT @ 20% | Total RRP £ Including VAT |
|--|------|--------|--------|---------|----|---------------|---------------------------|-----------|---------------------------|
| EXTERIOR FEATURES | | | | | | | | | |
| Panoramic opening glass roof (with electric interior blind) | TC07 | ○ | ○ | ○ | ○ | - | 725.00 | 145.00 | 870.00 |
| Tow bar: manually retractable with 13-pin harness and TSM (trailer sway mitigation) system | AQ08 | ○ | ○ | ○ | ○ | - | 666.67 | 133.33 | 800.00 |
| 19" 'Augusta' diamond cut two tone alloy wheels (includes space saver spare wheel)*** | ZHDN | - | - | - | ○ | - | 250.00 | 50.00 | 300.00 |

| | | ACTIVE | ALLURE | GT LINE | GT | FIRST EDITION | Basic RRP £ Excluding VAT | VAT @ 20% | Total RRP £ Including VAT |
|--|------|--------|--------|---------|----|---------------|---------------------------|-----------|---------------------------|
| EXTERIOR LIGHTING AND VISIBILITY | | | | | | | | | |
| Full LED headlights with static cornering light functionality (includes Rear full LED 3D rear PEUGEOT signature 'Claw Effect' lights) | ZE21 | - | ○ | ● | ● | ● | 708.33 | 141.67 | 850.00 |

*Unavailable on 1.5L BlueHdi 130 S65 Manual and EAT8 gearboxes

**Unavailable on Allure 1.5L BlueHdi 130 S65

*** Additional terms and conditions apply to connected services, including customer acceptance of location sharing prior to activation.

****Unavailable on Hybrid version

^Subject to subscription – after you have taken delivery of your vehicle, please subscribe on: <https://services-store.peugeot.co.uk/>

All-New PEUGEOT 508: Equipment

| | |
|-------------|---|
| Standard | ● |
| Optional | ○ |
| Unavailable | - |

| ACTIVE | ALLURE | GT LINE | GT | FIRST EDITION |
|--------|--------|---------|----|---------------|
|--------|--------|---------|----|---------------|

| BODYSTYLE | ACTIVE | ALLURE | GT LINE | GT | FIRST EDITION |
|---|--------|--------|---------|----|---------------|
| 5 Door Fastback | ● | ● | ● | ● | ● |
| SAFETY AND SECURITY | | | | | |
| ABS (Anti-lock Braking System) | ● | ● | ● | ● | ● |
| Active suspension | - | ○ | ○ | ● | ● |
| Active bonnet | ● | ● | ● | ● | ● |
| Airbags: Adaptive driver and front passenger airbags (includes passenger airbag deactivation function) | ● | ● | ● | ● | ● |
| Airbags: Driver and front passenger side airbag | ● | ● | ● | ● | ● |
| Airbags: Front and rear curtain airbags | ● | ● | ● | ● | ● |
| Alarm (perimetric, volumetric with lift and tilt sensor) | ● | ● | ● | ● | ● |
| Automatic door locking when moving off | ● | ● | ● | ● | ● |
| Automatic hazard light activation upon heavy brake application | ● | ● | ● | ● | ● |
| EBA (Emergency Brake Assist) | ● | ● | ● | ● | ● |
| ESP (Electronic Stability Programme) | ● | ● | ● | ● | ● |
| Electric child locking functionality on rear windows and doors | ● | ● | ● | ● | ● |
| DAA1 (Driver attention alert system) | ● | - | - | - | - |
| Drive Assist Pack Plus: ACC Stop and Go (Adaptive Cruise Control with stop and go function) (EAT8 only) | ○ | ○ | ○ | ● | ● |
| Drive Assist Pack Plus: Lane positioning assist (EAT8 only) | ○ | ○ | ○ | ● | ● |
| Eco-coaching | ● | ● | ● | ● | ● |
| Exterior temperature indicator with ice warning | ● | ● | ● | ● | ● |
| Front optimised safety headrests and rear retractable headrests (x3), height-adjustable. | ● | ● | ● | ● | ● |
| Front three-point retractable seatbelts, height adjustable with pre-tensioners and force limiters. (Include visual and sound alerts if seatbelts are not fastened / unfastened whilst vehicle is in motion) | ● | ● | ● | ● | ● |
| Front and rear disc brakes | ● | ● | ● | ● | ● |
| Headlights left on audible warning | ● | ● | ● | ● | ● |
| Indirect tyre under-inflation detection | ● | ● | ● | ● | ● |
| IRC (Recommended Gear Indicator) manual versions only | ● | ● | ● | - | - |
| Isfix child seat fittings (x3) (outer rear and front passenger seats) | ● | ● | ● | ● | ● |
| Locking wheel nuts (standard on 18" and 19" alloy wheels) | ○ | ○ | ● | ● | ● |
| Night vision | - | ○ | ○ | ○ | ● |
| Passenger airbag deactivation switch (to allow for child seat fitment) | ● | ● | ● | ● | ● |
| PEUGEOT Connect SOS and Assistance | ● | ● | ● | ● | ● |
| Programmable cruise control and speed limiter | ● | ● | ● | ● | - |
| Rear three-point retractable seatbelts (x3) with pre-tensioners and force limiters in the outer rear seats (Include visual and sound alerts if seatbelts are unfastened whilst vehicle is in motion) | ● | ● | ● | ● | ● |
| Safety Pack: AEB53 (Advanced Automatic Emergency braking System) | ● | ● | ● | ● | ● |
| Safety Pack: Distance alert system | ● | ● | ● | ● | ● |
| Safety Pack: LKA (Active Lane Keeping Assistance) + road edge detection | ● | ● | ● | ● | ● |
| Safety Plus Pack: ABSD (Active Blind Spot Detection) | - | ● | ● | ● | ● |
| Safety Plus Pack: DAA3 (Advanced Driver Attention Alert) | - | ● | ● | ● | ● |
| Safety Plus Pack: PEUGEOT Smartbeam Assistance | - | ● | ● | ● | ● |
| Safety Plus Pack: Speed limit + road sign recognition and recommendation | - | ● | ● | ● | ● |
| Self levelling headlamps (linked to full LED headlamp option) | - | ○ | ● | ● | ● |
| Speed limit recognition and recommendation | ● | ● | ● | ● | ● |
| Steel space saver spare wheel (Petrol / Diesel versions) | ● | ● | ● | ● | ● |
| Puncture Kit (Hybrid versions) | - | - | ● | ● | ● |
| COMFORT AND CONVENIENCE | | | | | |
| Automatic dual zone climate control | ● | ● | ● | ● | ● |
| Central front armrest with butterfly-wing opening and illuminated storage compartment | ● | ● | ● | ● | ● |
| Driver plip action (isolated unlock function for drivers door) | ● | ● | ● | ● | ● |
| Electric, heated and power folding door mirrors | ● | ● | ● | ● | ● |
| Electric parking brake (includes hill assist) | ● | ● | ● | ● | ● |
| Electric power steering with reach- and rake-adjustable steering column | ● | ● | ● | ● | ● |
| 3.7 kW monophasic On board charger (Hybrid versions) | - | - | ● | ● | ● |
| Mode 3 type 2 cable for Wallbox charging (Hybrid versions) | - | - | ● | ● | ● |

* linked to Driver sport pack options (only available on automatic versions)

| ACTIVE | ALLURE | GT LINE | GT | FIRST EDITION |
|--------|--------|---------|----|---------------|
|--------|--------|---------|----|---------------|

| Front central console with two cup-holders | ● | ● | ● | ● | ● |
|---|---|---|----|---|---|
| Front windscreen wiper with "Magic Wash" cleaning system | ● | ● | ● | ● | ● |
| Heated rear windscreen with integrated antenna | ● | ● | ● | ● | ● |
| Map pockets on front seat backs | ● | ● | ● | ● | ● |
| Memory function for door mirrors (linked to driver seat memory) | - | - | ○ | ● | ● |
| Multifunction trip computer | ● | ● | ● | ● | ● |
| One-touch electric front and rear windows with pinch protection | ● | ● | ● | ● | ● |
| Parking sensors - rear | ● | ● | ● | ● | ● |
| PEUGEOT i-Cockpit* | ● | ● | ● | ● | ● |
| PEUGEOT i-Cockpit*: configurable 12.3" head-up digital instrument panel | ● | ● | ● | ● | ● |
| PEUGEOT i-Cockpit*: 8.0" capacitive touchscreen | ● | - | - | - | - |
| PEUGEOT i-Cockpit*: 10.0" high definition (HD) capacitive touchscreen | - | ● | ● | ● | ● |
| PEUGEOT i-Cockpit*: compact sports steering wheel | ● | ● | ● | ● | ● |
| Driver Sport Pack (automatic versions only) | - | ○ | ● | ● | ● |
| PEUGEOT Open and Go (keyless entry and push button start) | ○ | ● | ● | ● | ● |
| Push button start | ● | - | - | - | - |
| Power folding door mirrors | ● | - | - | - | - |
| Power folding door mirrors with blind spot detection indicator | - | ● | ● | - | - |
| Power folding door mirrors with blind spot detection indicator and electrochromic (auto dimming) function | - | - | ○ | ● | ● |
| Rear armrest with ski flap and two cup holders | - | ● | ● | ● | ● |
| Rear centre console ventilation system | ● | ● | ● | ● | ● |
| Rear coat hooks (x2) | ● | ● | ● | ● | ● |
| Remote central locking (two remotes) | ● | ● | ● | ● | ● |
| Rear seat ventilation (located in rear of centre console) | ● | ● | ● | ● | ● |
| Rear side and tailgate windows : Dark tinted | ○ | ○ | ● | ● | ● |
| Rear side and tailgate windows : Tinted | ● | ● | - | - | - |
| Smart electric tailgate (foot operated) | - | ○ | ○ | ● | ● |
| 1/3 - 2/3 folding rear seat | ● | ● | ● | ● | ● |
| Visio Park 1: Parking sensors - front and rear | ○ | ● | ● | ● | ● |
| Visio Park 1: 180° colour reversing camera | ○ | ● | ● | ● | - |
| Visio Park 3: 360° colour camera system | ○ | ○ | ○ | ○ | ● |
| Visio Park 3: Fully automated parking assistance | ○ | ○ | ○ | ○ | ● |
| Warning triangle | ● | ● | ● | ● | ● |
| INTERIOR FEATURES | | | | | |
| Aikinite contrast stitching to armrest, front centre console, door panels and dashboard fascia | - | - | ● | ● | ● |
| Ambient lighting to storage compartments, footwells and cupholders | - | ● | ● | ● | ● |
| Blue ambient lighting to front door panels and front centre console | - | - | ○* | ● | ● |
| Dashboard, front and rear door panel finish: Carbon effect | ● | ● | ● | ● | ● |
| Dashboard fascia, intricate stitch detail | - | - | ● | ● | ● |
| Flocked front door pocket interior | - | - | ● | ● | ● |
| Flocked glove box interior with illumination | ● | ● | ● | ● | ● |
| Front and rear carpet mats in black with stitch detail | - | ● | - | - | - |
| Front and rear carpet mats in black with copper stitch detail | - | - | ● | ● | ● |
| Gear lever- automatic in full grain leather and satin chrome | ● | ● | ● | ● | ● |
| Gear lever - manual in satin chrome (6 speed gearbox) | ● | ● | ● | - | - |
| Interior LED lighting: front LED roof lighting with 3 x spotlights, 2 x LED ambient lights and 2 x rear reading lamps, LED lighting in boot, glove box and connecting zone | ● | - | - | - | - |
| Interior LED lighting plus: interior lighting as per Active plus, boot lighting x 2, plus illumination to vanity mirrors, centre console storage, cup holders and front footwells | - | ● | ● | ● | ● |
| Mistral full-grain leather steering wheel with stitch detail | ● | ● | - | - | - |
| Mistral full-grain perforated leather steering wheel with Aikinite stitch detail and satin chrome 'GT Line' emblem | - | - | ● | - | - |

For further information call PEUGEOT on 0800 083 3000 or visit our website at www.peugeot.co.uk

All-New PEUGEOT 508: Equipment

| | |
|-------------|---|
| Standard | ● |
| Optional | ○ |
| Unavailable | - |

| | ACTIVE | ALLURE | GT LINE | GT | FIRST EDITION |
|--|--------|--------|---------|----|---------------|
| Mistral full-grain perforated leather steering wheel with Aikinite stitch detail and satin chrome 'GT' emblem | - | - | - | ● | ● |
| Pedals and foot rest: black rubber | ● | ● | - | - | - |
| Pedals and foot rest: aluminium | - | - | ● | ● | ● |
| 'Piano keys': chrome plated toggle switches to access touchscreen functions | ● | ● | ● | ● | ● |
| Roof lining - Salin light grey | ● | ● | - | - | - |
| Roof lining - Mistral black | - | - | ● | ● | ● |
| Seating: electric driver seat base angle and lumbar adjustment | ● | ● | ● | - | - |
| Seating: electric front passenger seat base angle and lumbar adjustment | - | ● | ● | - | - |
| Seating: driver and front passenger seat manual adjustment (longitudinal and back rest angle) | ● | ● | ● | - | - |
| Seating: driver and front passenger seat mechanical height adjustment | ● | ● | ● | - | - |
| Seating: driver and front passenger seat adjustable cushion nose | ● | ● | ● | ● | ● |
| Seating: driver and front passenger seat electric lumbar adjustment | - | ● | ● | ● | ● |
| Seating: driver and front passenger seat heating | - | ● | ● | ● | ● |
| Seating: driver and front passenger seat multi-way electric adjustment (linked to leather options) | - | ○ | ○ | ● | ● |
| Seating: driver and front passenger seat multi-point massage function (linked to leather options) | - | ○ | ○ | ● | ● |
| Seating: driver seat 2 position memory function (linked to leather options) | - | - | ○ | ● | ● |
| Seating: Mistral tri-material 'Losange' cloth seat trim with copper 'Goo' stitch detail | ● | - | - | - | - |
| Seating: Mistral tri-material 'Imila' leather effect and 'Brumeo' cloth seat trim with grey 'Béton' stitch detail. | - | ● | - | - | - |
| Seating: Mistral tri-material 'Belomka' leather effect and 'Ornis' cloth seat trim with Aikinite 'double stitch detail | - | - | ● | - | - |
| Seating: Nappa Mistral full grain leather seat trim with Aikinite double stitch detail | - | - | ○ | ● | - |
| Seating: Alcantara® and part Nappa Mistral full grain leather seat trim with double stitch detail | - | - | - | - | ● |

IN CAR ENTERTAINMENT

| | | | | | |
|--|---|---|---|---|---|
| Bluetooth® telephone facility | ● | ● | ● | ● | ● |
| DAB Radio (Digital Audio Broadcasting) | ● | ● | ● | ● | ● |
| FOCAL® premium HiFi speaker system | - | ○ | ○ | ● | ● |
| Mirror Screen*: (Apple CarPlay™, Android Auto and MirrorLink®) | ● | ● | ● | ● | ● |
| Smartphone charging plate | ○ | ○ | ● | ● | ● |
| USB Socket (x2) front | ● | ● | ● | ● | ● |
| USB Socket (x2) rear (in lieu of 12v socket) | - | ● | ● | ● | ● |
| Voice recognition (radio, navigation and telephony features) | ● | ● | ● | ● | ● |
| Connected 3D Navigation: includes TomTom® Live updates (3 year subscription)** | ● | ● | ● | ● | ● |
| 8-Speaker radio, MP3 compatible | ● | ● | ● | ● | ● |
| 12 V socket | ● | - | - | - | - |

EXTERIOR FEATURES

| | | | | | |
|---|---|---|---|---|---|
| Body-colour exterior door handles | ● | ● | ● | ● | ● |
| Door mirror shells: body colour | ● | ● | - | - | - |
| Door mirror shells: Nera Black | - | - | ● | ● | ● |
| Exhaust pipe: twin chrome (left hand side) (engine restrictions apply) ** | - | ● | ● | ● | ● |
| Exhaust pipe: dual lateral chrome (mounted either side of bumper) (engine restrictions apply) *** | - | ● | ● | ● | ● |
| Exhaust effect trim: chrome (mounted either side of bumper) (engine restrictions apply) **** | - | ● | ● | - | - |

| | ACTIVE | ALLURE | GT LINE | GT | FIRST EDITION |
|---|--------|--------|---------|----|---------------|
| Gloss black B and C pillar and aerodynamic deflector trim | ● | ● | ● | ● | ● |
| Gloss black strip rear cluster connecting strip | ● | ● | ● | ● | ● |
| 'GT Line' model designation badging | - | - | ● | - | - |
| 'GT' model designation badging | - | - | - | ● | ● |
| Model designation badges front and rear | ● | ● | ● | ● | ● |
| Radiator grille: chrome facets and gloss black edge trim | ● | ● | - | - | - |
| Radiator grille: chrome chequered and chrome edge trim | - | - | ● | ● | - |
| Radiator grille: chrome chequered and gloss black edge trim (First Edition Exclusive) | - | - | - | - | ● |
| Rear lower bumper gloss black 'diffuser effect' trim | ● | ● | ● | ● | ● |
| Side window trim: aluminium | ● | ● | - | - | - |
| Side window trim: gloss black | - | - | ● | ● | ● |
| Stainless steel door sill scuff plates | - | - | ● | ● | - |
| Stainless steel door sill scuff plates, including 'First Edition' inscription | - | - | - | - | ● |
| 17" 'Merion' alloy wheels | ● | - | - | - | - |
| 17" 'Merion' diamond cut two tone alloy wheels | - | ● | - | - | - |
| 18" 'Hirone' diamond cut two tone alloy wheels | - | - | ● | ● | - |
| 18" 'Sperone' diamond cut two tone alloy wheels (Hybrid versions) | - | - | - | - | - |
| 19" 'Augusta' diamond cut two tone alloy wheels | - | - | - | ○ | - |
| 19" 'Augusta' two tone, tinted varnish finish diamond cut alloy wheels | - | - | - | - | ● |

EXTERIOR LIGHTING AND VISIBILITY

| | | | | | |
|--|---|---|---|---|---|
| Door mirror mounted LED courtesy approach lights | ● | ● | ● | ● | ● |
| Full LED headlights with static cornering light functionality | - | ○ | ● | ● | ● |
| Halogen headlights | ● | ● | - | - | - |
| LED daytime running lights | ● | ● | ● | ● | ● |
| LED front indicators | - | ○ | ● | ● | ● |
| LED side indicator lights integrated into door mirrors | ● | ● | ● | ● | ● |
| Rear numberplate lights (x2) | ● | ● | ● | ● | ● |
| Rear LED PEUGEOT signature 'Claw Effect' lights (with daylight function) | ● | ● | - | - | - |
| Rear fog lights | ● | ● | ● | ● | ● |
| Rear full LED 3D PEUGEOT signature 'Claw Effect' lights (with daylight function) | - | ○ | ● | ● | ● |
| Rear reversing lights | ● | ● | ● | ● | ● |
| Visibility pack: automatic lights | ● | ● | ● | ● | ● |
| Visibility pack: automatic windscreen wipers | ● | ● | ● | ● | ● |
| Visibility pack: electrochromic rear view mirror (auto dimming) | ● | ● | ● | ● | ● |
| Visibility pack: electrochromic rear view mirror (auto dimming and frameless) | - | - | ● | ● | ● |
| Visibility pack: 'follow me home' headlamps | ● | ● | ● | ● | ● |

* Additional terms and conditions apply to connected services, including customer acceptance of location sharing prior to activation.

**Linked to 2.0L BlueHDi 160 and 180 engines only

***Linked to 1.6L PureTech 180 and 225 engines only

****Allure and GT Line 1.5L BlueHDi 130 engines only

^Subject to subscription – after you have taken delivery of your vehicle, please subscribe on: <https://services-store.peugeot.co.uk/>

| | | ACTIVE | ALLURE | | | | GT LINE | | | GT | | FIRST EDITION |
|-----------------------|------|--------------------------------------|--|---|-------------------------|--------------------------|---|----------------------------------|------------------------------|----------------------------------|------------------------------|--|
| Upholstery | | Mistral tri-material 'Losange' cloth | Mistral tri-material 'Imila' leather effect and 'Brumeo' cloth | Light grey tri-material 'Evron' leather effect and 'Guerande' cloth | Claudia Mistral leather | Claudia Guerande leather | Mistral tri-material 'Belomka' leather effect and 'Ornis' cloth | Nappa Mistral full grain leather | Nappa Red full grain leather | Nappa Mistral full grain leather | Nappa Red full grain leather | Alcantara® and part Nappa Mistral full grain leather |
| Top-stitching | | 'Goo' | 'Beton' | 'Zephyr' | 'Beton' | 'Zephyr' | 'Aikinite' | | 'Aikinite' | | 'Aikinite' | |
| Carpets / Roof-lining | | Mistral black / Salin Light grey | Mistral black / Salin Light grey | | | | Mistral black / Mistral black | | | Mistral black / Mistral black | | Mistral black / Mistral black |
| SOLID PAINT | | | | | | | | | | | | |
| Hurricane Grey | P09G | ● | ● | ○ | ○ | ○ | ● | ○ | ○ | ● | ○ | - |
| Bianca White | POWP | ○ | ○ | ○ | ○ | ○ | - | - | - | - | - | - |
| METALLIC PAINT | | | | | | | | | | | | |
| Cumulus Grey | M0F4 | ○ | ○ | ○ | ○ | ○ | ○ | ○ | ○ | ○ | ○ | - |
| Nimbus Grey | M0VL | ○ | ○ | ○ | ○ | ○ | ○ | ○ | ○ | ○ | ○ | - |
| Amazonite Grey | M0KL | ○ | ○ | ○ | ○ | ○ | ○ | ○ | ○ | ○ | ○ | - |
| Nera Black | M09V | ○ | ○ | ○ | ○ | ○ | ○ | ○ | ○ | ○ | ○ | - |
| Twilight Blue | M0KU | ○ | ○ | ○ | ○ | ○ | ○ | ○ | ○ | ○ | ○ | ● |
| Celebes Blue | M0SY | ○ | ○ | ○ | ○ | ○ | ○ | ○ | ○ | ○ | ○ | - |
| SPECIAL PAINT | | | | | | | | | | | | |
| Ultimate Red | M5F3 | ○ | ○ | ○ | ○ | ○ | ○ | ○ | ○ | ○ | ○ | ○ |
| Pearlescent White | M6N9 | ○ | ○ | ○ | ○ | ○ | ○ | ○ | ○ | ○ | ○ | - |



Hurricane Grey



Bianca White



Cumulus Grey



Nimbus Grey



Amazonite Grey



Pearlescent White



Ultimate Red



Celebes Blue



Twilight Blue



Nera Black

| | ACTIVE | ALLURE | | | | GT LINE | | | GT | | FIRST EDITION |
|------------------------|--------------------------------------|--|---|-------------------------|--------------------------|---|----------------------------------|------------------------------|----------------------------------|------------------------------|--|
| Upholstery | Mistral tri-material 'Losange' cloth | Mistral tri-material 'Imila' leather effect and 'Brumeo' cloth | Light grey tri-material 'Evron' leather effect and 'Guerande' cloth | Claudia Mistral leather | Claudia Guerande leather | Mistral tri-material 'Belomka' leather effect and 'Ornis' cloth | Nappa Mistral full grain leather | Nappa Red full grain leather | Nappa Mistral full grain leather | Nappa Red full grain leather | Alcantara® and part Nappa Mistral full grain leather |
| Trim Code | 71FX | 72FX | 72FR | 74FX | 74FR | 73FH | 76FH | 76FJ | 76FH | 76FJ | 75FH |
| Top-stitching | 'Goo' | 'Beton' | 'Zephyr' | 'Beton' | 'Zephyr' | 'Aikinite' | | | 'Aikinite' | | 'Aikinite' |
| Seat Trim Availability | • | • | ○ | ○ | ○ | • | ○ | ○ | • | ○ | • |



Mistral tri-material 'Losange' cloth



Mistral tri-material 'Imila' leather effect and 'Brumeo' cloth



Light grey tri-material 'Evron' leather effect and 'Guerande' cloth



Claudia Mistral leather




Claudia Guerande leather



Mistral tri-material 'Belomka' leather effect and 'Ornis' cloth



Nappa Mistral full grain leather



Nappa Red full grain leather



Alcantara® and part Nappa Mistral full grain leather
(Exclusive to First Edition models)

Seating


Front Seating: The front seats on all-new PEUGEOT 508 have been developed to provide heightened sensations of comfort and support, enlivened with a touch of sportiness. This brief has resulted in seating that will make every journey, no matter the distance, an absolute pleasure. Front seats benefit from the following features (according to trim level):

- Electric multi-way adjustment: (height, longitudinal, seat back angle and seat cushion angle). **Standard from GT level.**
- Heating function: with 3 pre set temperatures, (includes heating elements in the seat base and back rest), **Standard from Allure level.**
- Multi-point massage function: with eight-pocket pneumatic technology to provide a luxurious massage, with five different massage types. **Standard from GT, optional from Allure. (linked to Mistral and Nappa leather option packages).**
- Driver seat memory: memorises driver seat and door mirrors positions for up to two people. **Standard from GT, optional from GT Line. (linked to Nappa leather option package).**
- Electric lumbar adjustment: offers optimum back support for driver and front passenger (driver only on Active). **Standard from Allure level.**
- Adjustable cushion nose: adds greater depth to the front seat bases, providing extra support to the backs of front seat occupants legs. **(Standard on all versions)**

AGR Approval (Aktion für Gesunder Rücken):

As a result of the above specification, every all-new 508 features front seats (driver only on Active) that comply with the AGR association's 'Actions for a Healthy Back' initiative., as all models comply with the fitment of the following features as a minimum:

- Adjustable seat cushion nose (mechanical) - Adjustable seat angle (electric) - Four-way adjustable lumbar support (electric pneumatic) (driver only)



Eight Pocket Multi-point Massage Function

(Standard on GT and First Edition models)

| | ACTIVE | ALLURE | GT LINE | GT | FIRST EDITION |
|--|--------|--------|---------|----|---------------|
| 17" 'Merion' alloy wheels | ● | - | - | - | - |
| 17" 'Merion' diamond cut two tone alloy wheels | - | ● | - | - | - |
| 18" 'Hirone' diamond cut two tone alloy wheels (Petrol / Diesel versions) | - | - | ● | ● | - |
| 18" 'Sperone' diamond cut two tone alloy wheels (Hybrid version) | - | - | - | ● | - |
| 19" 'Augusta' diamond cut two tone alloy wheels | - | - | - | ○ | - |
| 19" 'Augusta' two tone, tinted varnish finish diamond cut alloy wheels | - | - | - | - | ● |



17" 'Merion'

17" 'Merion' diamond cut two tone

18" 'Hirone' diamond cut two tone

19" 'Augusta' diamond cut two tone



Model shown is all-new PEUGEOT 508 Allure, finished in 'Twilight Blue' metallic paint, with optional full LED headlights, panoramic opening glass roof and 18" 'Hirone' diamond cut two tone alloy wheels.



18" 'Sperone' diamond cut two tone alloy wheels
(Exclusive to Hybrid version)

EXTERNAL DIMENSIONS

| | |
|--------------------------------------|---------------|
| Length (mm) | 4750 |
| Width (mm) | 1859 |
| Height (mm) | 1403 |
| Wheelbase (mm) | 2793 |
| Front / rear overhang (mm) | 948 / 1 009 |
| Front / rear track width (mm) | 1 601 / 1 597 |
| Turning circle between pavements (m) | 10.8 |

EXTERNAL DIMENSIONS FOR PARKING

| | |
|--|---------------|
| Length with boot open (mm) | 4840 |
| Length with towing (mm) | 4750 |
| Width with front / rear doors open (mm) | 3 710 / 3 543 |
| Width with door mirrors open / folded (mm) | 2 079 / 1 907 |
| Height with bonnet open (mm) | 1861 |
| Height with boot open (mm) | 2152 |

INTERNAL DIMENSIONS

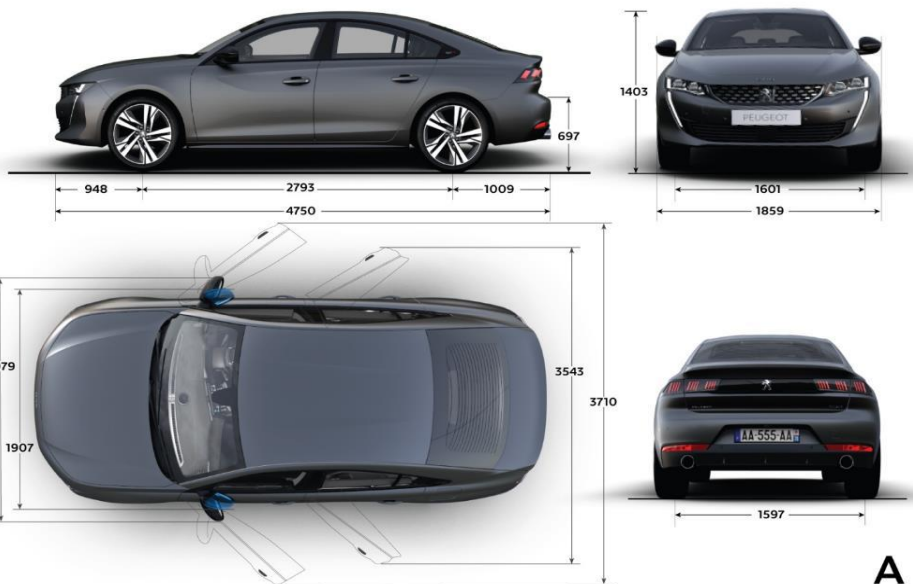
| | |
|---------------------------------|-----------------------|
| Number of seats | 5 |
| Front / rear elbow room (mm) | 1 455 / 1 413 |
| Front / rear shoulder room (mm) | 1 418 / 1 362 |
| Front / rear head room (mm) | 881 (830) / 843 (844) |

BOOT, STORAGE & FUEL TANK

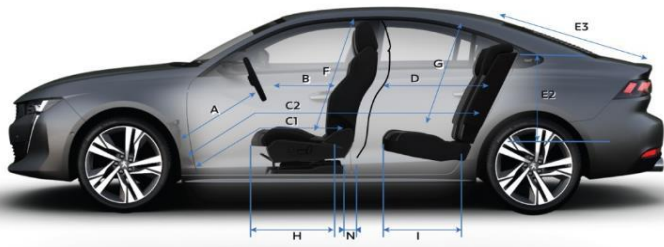
| | |
|---|--------------------------------|
| Length with rear seat back up / folded** (mm) | 1 035 / 1 983 |
| Width between wheel housings (mm) | 1 133 |
| Height under parcel shelf / head room (mm) (2) (1) | 488 |
| Opening of boot, height / width (mm) | 979 |
| Min. boot volume (litres) | 487 |
| Max. boot volume (litres) | 1537 |
| Total volume of storage areas in the passenger compartment (litres) | 32 |
| Fuel tank capacity (litres) | 62 in Puretech / 55 in BlueHDi |

* Value in brackets: with optional panoramic sunroof

** With maxi moved forward front seats



A



| | |
|----|------|
| A | 686 |
| B | 602 |
| C1 | 896 |
| C2 | 1777 |
| D | 881 |
| E | 1035 |
| E1 | 1133 |
| E2 | 488 |
| E3 | 979 |
| F | 881 |
| G | 843 |
| H | 541 |
| I | 477 |
| J | 1418 |
| K | 1455 |
| L | 1362 |
| M | 1413 |
| N | 250 |

All-new PEUGEOT 508: Technical Specification:

| | | Petrol | | Diesel | | | | |
|---|--|--|--|--|---|---|---|-------------------------|
| | | 1.6L PureTech 180 EAT8 S6S 8-speed Efficient Automatic Transmission | 1.6L PureTech 225 EAT8 S6S 8-speed Efficient Automatic Transmission | 1.5L BlueHdi 130 S6S 6-speed manual | 1.5L BlueHdi 130 EAT8 S6S 8-speed Efficient Automatic Transmission | 2.0L BlueHdi 160 EAT8 S6S 8-speed Efficient Automatic Transmission | 2.0L BlueHdi 180 EAT8 S6S 8-speed Efficient Automatic Transmission | |
| DRIVETRAIN | Fuel type | Petrol | Petrol | Diesel | Diesel | Diesel | Diesel | |
| | Stop and Start functionality | ● | ● | ● | ● | ● | ● | |
| | Cubic capacity (cc) | 1598 | 1598 | 1499 | 1499 | 1997 | 1997 | |
| | Maximum power hp (Kw) | 181 (133) @ 5500 | 224 (165) @ 5500 | 131 (96) @ 3750 | 131 (96) @ 3750 | 163 (120) @ 3750 | 177 (130) @ 3750 | |
| | Maximum torque lb/ft (Nm) | 184 (250) @ 1650 | 221 (300) @ 2750 | 221 (300) @ 1750 | 221 (300) @ 1750 | 295 (400) @ 2000 | 295 (400) @ 2000 | |
| | 6 speed manual | | | ● | | | | |
| 8 speed automatic | ● | ● | | ● | ● | ● | | |
| BRAKES | Front discs (mm) | 304 x 28 | 330 x 30 | 304 x 28 | 304 x 28 | 330 x 30 | 330 x 30 | |
| | Rear discs (mm) | 268 x 12 | 290 x 12 | 268 x 12 | 268 x 12 | 290 x 12 | 290 x 12 | |
| SUSPENSION AND TYRES | Front suspension | Pseudo McPherson | | | | | | |
| | Rear suspension | Multi-link rear suspension | | | | | | |
| | Size - 17" tyres | 215/55 R17 W | | | | | | |
| | Size - 18" tyres | 235/45 R18 Y | | | | | | |
| | Size - 19" tyres | 235/40 R19 Y | | | | | | |
| FUEL | Capacity (litres) | 62 | | 55 | | | | |
| | Carbon monoxide (mg/km) | 389.7 | 672.4 | 132.5 | 98.4 | 34.5 | 35 | |
| REGULATED EMISSIONS | Total hydrocarbons (mg/km) | 23.6 | 21.6 | - | - | - | - | |
| | Nitrogen Oxides (mg/km) | 32.7 | 32.1 | 51.7 | 69.3 | 24.1 | 25.9 | |
| | Total Hydrocarbons + Nitrogen Oxides (mg/km) | - | - | 76.4 | 90.2 | 26 | 28.3 | |
| | Particulate Matter (mg/km) | 0.28 | 0.5 | 0.56 | 0.54 | 0.4 | 0.25 | |
| | Maximum speed (mph) | 140 | 155 | 129 | 129 | 143 | 146 | |
| FUEL CONSUMPTION, EMISSIONS and PERFORMANCE (driver only) | Acceleration 0-62 mph driver only (sec) | TBC | TBC | 9.7 | 10 | 8.4 | 8.3 | |
| | WLTP V. Low / V. High Fuel Consumption | Fuel Consumption: Low MPG (litres/100km) ^ | 31.2 - 29.6 (9.0 - 9.5) | 29.5 - 28.2 (9.6 - 10.0) | 52.9 - 48.9 (5.3 - 5.8) | 49.6 - 45.8 (5.7 - 6.2) | 40.1 - 36.9 (7 - 7.7) | 42.4 - 38.3 (6.7 - 7.4) |
| | | Fuel Consumption: Medium MPG (litres/100km) ^^ | 43.3 - 38.8 (6.5 - 7.3) | 40.5 - 37.0 (7.0 - 7.6) | 63 - 54.4 (4.5 - 5.2) | 59.1 - 51.8 (4.8 - 5.5) | 50.1 - 38.2 (5.6 - 7.4) | 49.8 - 43.5 (5.7 - 6.5) |
| | | Fuel Consumption: High MPG (litres/100km) ^^^ | 51.5 - 45.0 (5.5 - 6.3) | 49.6 - 43.7 (5.7 - 6.5) | 72.7 - 60.8 (3.9 - 4.6) | 71.2 - 59.6 (4 - 4.7) | 61.9 - 52.5 (4.6 - 5.4) | 58.2 - 51.5 (4.9 - 5.5) |
| | | Fuel Consumption: Extra High MPG (litres/100km) ^^ | 45.6 - 38.6 (6.2 - 7.3) | 44.7 - 37.5 (6.3 - 7.5) | 63.4 - 50.2 (4.5 - 5.6) | 62.5 - 50.1 (4.5 - 5.6) | 54.1 - 44.8 (5.2 - 6.3) | 48.3 - 46 (5.9 - 6.1) |
| | | Fuel Consumption: Combined MPG (litres/100km) ^^ | 44.0 - 38.8 (6.4 - 7.3) | 42.2 - 37.4 (6.7 - 7.6) | 63.6 - 53.7 (4.4 - 5.3) | 62 - 52.4 (4.6 - 5.4) | 52.9 - 45.4 (5.3 - 6.2) | 50.3 - 45.7 (5.6 - 6.2) |
| | Regulated Emission Standard | Euro 6.3 | Euro 6.3 | Euro 6.2 | Euro 6.2 | Euro 6.2 | Euro 6.2 | |
| | Carbon Dioxide (CO2) emissions Combined (g/km) | 114 - 121 | 119 - 128 | 93 - 98 | 92 - 98 | 110 - 115 | 109 - 114 | |
| | VEHICLE WEIGHT INFORMATION (KG) | Gross vehicle weight | 1999 | 2001 | 1999 | 2020 | 2124 | 2127 |
| | | Mass in service | 1575 | 1564 | 1574 | 1574 | 1683 | 1683 |
| Kerb weight | | 1420 | 1420 | 1415 | 1420 | 1530 | 1535 | |
| Gross train weight | | 3599 | 3601 | 3499 | 3520 | 3924 | 3927 | |
| Maximum braked trailer weight | | 1600 | 1600 | 1500 | 1500 | 1800 | 1800 | |
| Maximum tow ball weight | | 75 | 75 | 75 | 75 | 75 | 75 | |
| INSURANCE CODES | Active | - | - | 22E | 22E | - | - | |
| | Allure | TBC | - | 22E | 22E | 29E | - | |
| | GT Line | TBC | - | 24E | 24E | 31E | - | |
| | GT | - | TBC | - | - | - | 32E | |
| | First Edition | - | TBC | - | - | - | 32E | |

The fuel consumption you achieve, and CO2 produced, in real world conditions will depend upon a number of factors: including the accessories fitted (post registration), variations in weather, driving styles and vehicle load. There is a new test (WLTP*) used to measure fuel consumption and CO2 figures. The CO2 figures shown are NEDC equivalent, calculated using EC correlation tool which converts WLTP figures to NEDC figures, however, these NEDCeq figures are based on the outgoing test cycle (NEDC**) and will be used to calculate tax for first registration.

Figures shown are for comparability purposes; you should only compare fuel consumption and CO2 figures with other vehicles tested using the same technical standard.

*WLTP - Worldwide harmonized Light vehicles Test Procedure. **NEDC - New European Driving Cycle.

^ 'LOW': Low speed city driving, representative of city centre driving, maximum 35mph.

^^ 'MEDIUM': Medium speed town driving, representative of town or suburban driving, maximum 50mph.

^^^ 'HIGH': High speed rural driving, representative of A-road or dual carriageway driving, maximum 60mph.

^^ 'EXTRA HIGH': Extra High speed motorway driving, representative of a typical European motorway, maximum 81mph.

^^^ 'COMBINED': A mixed journey average of all elements

Figures quoted reflect a range of configurations (including non-UK market vehicles) and are subject to changes resulting from ongoing product development, range evolutions, testing and evaluations.

| | | HYBRID 225 e-EAT8 8-speed Efficient Automatic Transmission |
|--|---|--|
| PETROL ENGINE | Cubic capacity (cc) | 1598 |
| | Maximum power hp (kW) | 181 (133) @ 6000 |
| | Maximum torque lb/r (Nm) | 184 (250) @ 1650 |
| | Stop and Start functionality | - |
| | Regulated Emission Standard | EURO 6d |
| | Injection Type | Direct |
| | Service Interval | TBC |
| ELECTRIC MOTOR | Electric motor (integrated with the e-EAT8 gearbox) | 1 at the front |
| | Maximum power hp (kW) | 110 (81) @ 2500 |
| | Maximum torque lb/r (Nm) | 249 (337) @ 500 - 2500 |
| | Battery | Li-ion |
| | Battery Capacity (kWh) / Battery Power (kW) | 11.8 / TBC |
| | Electric Range WLTP combined cycle (miles) | 39 - 33 |
| COMBINED PERFORMANCE | On Board Charger (kW) | 3.7 as standard / 7.4 as option |
| | Combined Maximum power hp (kW) | 225 (165) |
| TRANSMISSION | Combined Maximum torque lb/ft (Nm) | TBC |
| | Type | Automatic, Front wheel drive |
| VEHICLE INFORMATION (KG) | Number of gears | 8 |
| | Gross vehicle weight | 2270 |
| | Mass in service | 1864 |
| | Kerb weight | 1720 |
| | Gross train weight | 3600 |
| | Maximum braked trailer weight | 1330 |
| PERFORMANCE (driver only) INFORMATION | Maximum tow ball weight | 54 |
| | Maximum speed in Sport mode / Electric (mph) | 155 / 84 |
| | Acceleration 0-62 mph driver only (sec) | 8.3 |
| FUEL CONSUMPTION AND EMISSIONS | WLTp V. Low / V. High Fuel Consumption | Fuel Consumption: Combined MPG (litres/100km) ^^ |
| | Carbon Dioxide (CO2) emissions Combined (g/km) | 235.4 - 166.2 (1.2 - 1.7) |
| REGULATED EMISSIONS | Capacity (litres) | 31 - 40 |
| | Carbon monoxide (mg/km) | 599.4 |
| BRAKES | Total hydrocarbons (mg/km) | 17.5 |
| | Nitrogen Oxides (mg/km) | 17.1 |
| | Total Hydrocarbons + Nitrogen Oxides (mg/km) | - |
| | Particulate Matter (mg/km) | 0.4 |
| SUSPENSION AND TYRES | Front and rear discs | Front: 304x28mm / Rear: 268x12mm |
| | Front suspension | Pseudo-Mac Pherson axle |
| | Rear suspension | Semi-independent wheels - Twist beam axle |
| | Size - 17" tyres | 215/55 R17 W |
| INSURANCE CODES | Size - 18" tyres | 235/45 R18 Y |
| | Allure | TBC |
| | GT Line | TBC |
| | GT | TBC |

HYBRID information is estimated data, provided for information only and subject to approval.

The fuel consumption you achieve, and CO2 produced, in real world conditions will depend upon a number of factors: including the accessories fitted (post registration), variations in weather, driving styles and vehicle load. There is a new test (WLTp*) used to measure fuel consumption or electric range and CO2 figures. The CO2 figures shown are NEDC equivalent, calculated using EC correlation tool which converts WLTp figures to NEDC figures, however, these NEDCeq figures are based on the outgoing test cycle (NEDC**) and will be used to calculate tax for first registration. Figures shown are for comparability purposes; you should only compare fuel consumption and CO2 figures with other vehicles tested using the same technical standard.

*WLTp - Worldwide harmonized Light vehicles Test Procedure. **NEDC - New European Driving Cycle.

^^ 'COMBINED': A mixed journey average of all elements

Figures quoted reflect a range of configurations (including non-UK market vehicles) and are subject to changes resulting from ongoing product development, range evolutions, testing and evaluations.

PEUGEOT offer two levels of Service Contract:

PEUGEOT Service Plans

What's included:

- PEUGEOT Service Plans offer complete assurance that all your servicing costs will be completely covered for the duration of the plan
- We offer PEUGEOT Service Plans for up to five years with many mileage options
- One-off up front or monthly direct debit payment options available
- All packages are affordable and inflation proof, which means they will remain at a fixed cost for the duration of the plan.

Monthly price examples*:

508 Petrol / Diesel

| 36 Months / 30,000 Miles | 48 Months / 40,000 Miles | 60 Months / 50,000 Miles |
|--------------------------|--------------------------|--------------------------|
| 14.16 per month | 17.66 per month | 17.40 per month |

508 Hybrid

| 36 Months / 30,000 Miles | 48 Months / 40,000 Miles | 60 Months / 50,000 Miles |
|--------------------------|--------------------------|--------------------------|
| TBC | TBC | TBC |

* Price examples based on an annual mileage of 10,000 per annum

A PEUGEOT Service Plan can be purchased up to 12 months after registration date. The prices quoted above are indicative, for a bespoke quote please contact your local PEUGEOT Dealer. If the plan is taken out after the date of registration an additional payment will be required to cover this starting period. Any normal wear and tear maintenance work such as replacement of tyres, brake pads, brake discs, clutches, shock absorbers, wipers, batteries, bulbs, silencer, exhausts and windscreens are excluded. Servicing must be carried out by a PEUGEOT Authorised Repairer in the UK. PEUGEOT Motor Company reserve the right to change, amend or withdraw this product at any time.

Extended PEUGEOT Assistance*

What's included: Extension of your PEUGEOT Assistance Cover

- Offers you the opportunity to extend PEUGEOT Assistance up to a further two years
- Cover includes:
 - PEUGEOT Assistance from Home
 - PEUGEOT Roadside Assistance
 - PEUGEOT Recovery
 - PEUGEOT Onward Travel
 - PEUGEOT European Cover

* Excludes non-vehicle induced faults

To find out about extending your PEUGEOT Assistance cover, call 0800 294 0294



Model shown is all-new PEUGEOT 508 GT Line with optional Pearlescent white paint and panoramic opening glass roof

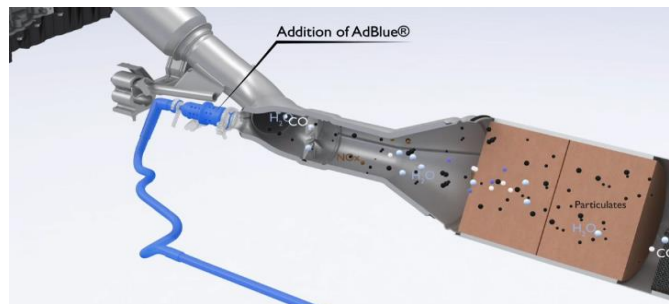

All PEUGEOT models equipped with BlueHDi engine technology are fitted with SCR technology (Selective Catalytic Reduction) and particulate filtration to treat exhaust gases.

How Does the Process Work?

The process specifically targets the pollutants of diesel combustion, removing hydrocarbons and carbon monoxide, reducing nitrogen oxides by up to 90% and eliminating 99.9% of particulates.

This occurs during a three stage process:

- Stage One - the oxidation catalytic converter eliminates the hydrocarbons (HC) and the carbon monoxide (CO), transforming them into water (H₂O) and carbon dioxide (CO₂)
- Stage Two - the SCR (Selective Catalytic Reduction) transforms the nitrogen oxides (NO_x) into water (H₂O) and nitrogen (N₂), which is the main constituent of air (78%), due to the addition of AdBlue® (mixture of urea and water)
- Stage Three - the Particulate Emission Filter eliminates 99.9% of the particulates by number, leaving just harmless water (H₂O) and nitrogen (N₂) gases to be emitted from the exhaust



To allow treatment of nitrogen oxides (NO_x) emissions, PEUGEOT passenger cars powered by BlueHDi engine technology are fitted with a separate AdBlue® tank to hold the solution. In most instances this tank is around 17 litres in size. AdBlue® like fuel and screenwash is treated as a consumable and must be kept regularly topped up. Various factors can affect consumption of AdBlue® including but not limited to driving style, weight carried in the vehicle and environmental factors.

| PEUGEOT Model | AdBlue® Tank Size | Tank Location | Top Up Required |
|---------------|-------------------|-------------------------------------|--|
| All-new 508 | 17 litres | Drivers side, under fuel filler cap | Around 3,500 miles / after 7 fuel fill-ups |

Topping Up AdBlue®

To prevent your PEUGEOT running out of the AdBlue® additive the car is fitted with a low level detection facility, just as would be the case with fuel. A series of notifications are available but where the AdBlue® range exceeds 1,500 miles (2,400 km), no information range is automatically displayed.



- Remaining range between 1,500 and 500 miles (2,400 and 800 km): When switching on the ignition, the orange warning lamp (as shown on the left) comes on for about thirty seconds, accompanied by the display of a message ("Top up AdBlue: Starting prevented in x miles/km") indicating the remaining range expressed in miles or kilometres. The reserve level has been reached; it is recommended that you top up as soon as possible



- Remaining range between 500 and 62 miles (800 and 100 km): When switching on the ignition, this warning lamp comes on, accompanied by an audible signal (1 beep) and the display of a message (e.g. "Top up AdBlue: Starting impossible in x miles") indicating the remaining range expressed in miles or kilometres. When driving, the audible signal and the message display are triggered every 62 miles (100 km) until the level is topped up. It is essential to top up as soon as possible and before the tank is completely empty; otherwise it will not be possible to restart the engine after the next stop



- Remaining range less than 350 miles (100 km): When driving, the audible signal and the message display are triggered every 6 miles (10 km) until the AdBlue tank is topped up. It is essential to top up as soon as possible and before the tank is completely empty; otherwise it will not be possible to restart the engine after the next stop.

Important Points

- If your vehicle's AdBlue® tank is completely empty – which is confirmed by the alert messages and the impossibility of starting the engine - you must add at least 5 litres of AdBlue® solution
- Never pour AdBlue® into the Diesel fuel tank
- If any AdBlue® is splashed, or if there are any spillages on the side of the body, rinse immediately with cold water or wipe with a damp cloth
- If the fluid has crystallised, clean it off using a sponge and hot water
- Keep AdBlue® out of the reach of children, in its original container
- Never store AdBlue® containers in your vehicle
- Use only AdBlue® fluid that meets the ISO 22241 standard
- Never transfer AdBlue® to another container: it would lose its purity
- Never dilute AdBlue® with water
- Important: in the event of a top-up after an AdBlue® breakdown, you must wait about five minutes before switching on the ignition, without opening the driver's door, unlocking the vehicle or bringing the electronic key into the passenger compartment.



Manufacturers Recommended Retail Price On The Road

The On the Road MRRP featured includes the following from April 2019:

| Tax band | CO2 (g/km) | First Year VED (Petrol) | First Year VED (Diesel) | First Year VED (Alternative Fuel) | Annual Tax | First Reg fee | Delivery Charge | VAT @ 20% on Delivery | Total OTR Costs (Petrol) | Total OTR Costs (Diesel) | Total OTR Costs (Alternative Fuel) |
|----------|------------|-------------------------|-------------------------|-----------------------------------|------------|---------------|-----------------|-----------------------|--------------------------|--------------------------|------------------------------------|
| A | 0 | £0.00 | £0.00 | £0.00 | £0.00 | £55.00 | £583.33 | £116.67 | £755.00 | £755.00 | £755.00 |
| B | 1-50 | £10.00 | £25.00 | £0.00 | £145.00 | £55.00 | £583.33 | £116.67 | £765.00 | £780.00 | £755.00 |
| C | 51-75 | £25.00 | £110.00 | £15.00 | £145.00 | £55.00 | £583.33 | £116.67 | £780.00 | £865.00 | £770.00 |
| D | 76-90 | £110.00 | £130.00 | £100.00 | £145.00 | £55.00 | £583.33 | £116.67 | £865.00 | £885.00 | £855.00 |
| E | 91-100 | £130.00 | £150.00 | £120.00 | £145.00 | £55.00 | £583.33 | £116.67 | £885.00 | £905.00 | £875.00 |
| F | 101-110 | £150.00 | £170.00 | £140.00 | £145.00 | £55.00 | £583.33 | £116.67 | £905.00 | £925.00 | £895.00 |
| G | 111-130 | £170.00 | £210.00 | £160.00 | £145.00 | £55.00 | £583.33 | £116.67 | £925.00 | £965.00 | £915.00 |
| H | 131-150 | £210.00 | £530.00 | £200.00 | £145.00 | £55.00 | £583.33 | £116.67 | £965.00 | £1,285.00 | £955.00 |
| I | 151-170 | £530.00 | £855.00 | £520.00 | £145.00 | £55.00 | £583.33 | £116.67 | £1,285.00 | £1,610.00 | £1,275.00 |
| J | 171-190 | £855.00 | £1,280.00 | £845.00 | £145.00 | £55.00 | £583.33 | £116.67 | £1,610.00 | £2,035.00 | £1,600.00 |
| K | 191-225 | £1,280.00 | £1,815.00 | £1,270.00 | £145.00 | £55.00 | £583.33 | £116.67 | £2,035.00 | £2,570.00 | £2,025.00 |
| L | 226-255 | £1,815.00 | £2,135.00 | £1,805.00 | £145.00 | £55.00 | £583.33 | £116.67 | £2,570.00 | £2,890.00 | £2,560.00 |
| M | Over 255 | £2,135.00 | £2,135.00 | £2,125.00 | £145.00 | £55.00 | £583.33 | £116.67 | £2,890.00 | £2,890.00 | £2,880.00 |

VAT is calculated at 20%

VAT is not applicable to cars sold in the Channel Islands

Cars with a list price of over £40,000 when new pay an additional £320 per year on top of the £145 annual tax 'standard rate', for five years after the end of the first licence before returning to the rates listed above

PEUGEOT 3 Years of Warranty

All vehicles first registered in the UK and purchased from a UK PEUGEOT Dealer benefit from a PEUGEOT 2 year unlimited mileage manufacturer's warranty and a free optional additional 1 year of warranty provided by the PEUGEOT Dealer Network in the UK.

PEUGEOT Assistance

All new PEUGEOTs come with PEUGEOT Assistance, our breakdown assistance service.

PEUGEOT Assistance is available every minute of the day and night; 365 days of the year, for you and anyone else driving your PEUGEOT with your permission.

Full details are available at www.peugeot.co.uk

Terms and Conditions

All information and prices correct at time of publication, but are subject to change at any time without prior notice (which may occur as a result of matters including, but not limited to, any changes in legislation and/or any changes by the government).

It is our policy to continually improve our vehicles in every way. To avoid any misunderstandings you are advised to check with your PEUGEOT Dealer the prices, specification (including colour), equipment, accessories and equipment relating to any PEUGEOT vehicle and the exact cost and availability prior to ordering.

Where a feature is described as an option in this publication it should be assumed that it is at extra cost unless specifically stated otherwise.

Issued by Sales and Marketing, PEUGEOT Motor Company PLC, Pinley House, Sunbeam Way, Coventry CV3 1ND.



PEUGEOT