

# ALL-ELECTRIC JAGUAR I-PACE



THE ART OF PERFORMANCE









BY APPOINTMENT TO  
HM THE QUEEN  
MANUFACTURERS OF  
MOTOR VEHICLES  
JAGUAR LAND ROVER LIMITED  
COVENTRY



BY APPOINTMENT TO  
HRH THE DUKE OF EDINBURGH  
MANUFACTURERS OF  
MOTOR VEHICLES  
JAGUAR LAND ROVER LIMITED  
COVENTRY



BY APPOINTMENT TO  
HRH THE PRINCE OF WALES  
MANUFACTURERS OF  
MOTOR VEHICLES  
JAGUAR LAND ROVER LIMITED  
COVENTRY



## THE ART OF PERFORMANCE

Every day we push performance to its limit. Our performance. Our cars' performance. We innovate, we engineer, we design. We master rules and then break them. Only to push further. Past the limits of convention. This is when performance becomes art.

I-PACE is the electrifying future of Jaguar. It is the culmination of eighty years' innovation, design and engineering that builds on our achievements: art that never stops evolving and performance that never stops advancing. It heralds a new era of electric powertrains. At Jaguar we don't predict the future. With I-PACE we create it.

Jaguar. The Art of Performance.









# JAGUAR I-PACE

Every Jaguar feels like no other car on the road. Moving to all-electric power doesn't change this. It offers even more opportunities to shape the dynamic performance and dramatic design for which we're renowned. Jaguar I-PACE is a pure Battery Electric Vehicle (BEV) built from the ground up to embrace these new possibilities.

Radical exterior design conceals an exquisite interior with SUV levels of practicality. A sophisticated, all-electric powertrain provides high performance with zero tailpipe emissions. Its cutting-edge technologies work seamlessly with the car and with you. Thrilling to look at and drive, easy to live with, and connected like never before - I-PACE is the world's smartest five-seater sports car.

## CONTENTS

### INTRODUCTION

The Electric Benefits of I-PACE	06
Introducing Jaguar I-PACE	08

### DESIGN

Exterior	10
Interior	12

### PERFORMANCE

Powertrain	15
Performance Technology	16
Charging	18

### TECHNOLOGY

Infotainment	21
Connectivity	22
Driver Assistance	26
Efficient Technologies	30

### SAFETY

Safe and Secure	32
-----------------	----

### PRACTICALITY

Every Detail Reconsidered	34
---------------------------	----

### SPECIFICATIONS

Your Model	36
Choose your Specification Pack	38
Configure your I-PACE	40

### TECHNICAL DETAILS

	46
--	----

### THE WORLD OF JAGUAR

	48
--	----

### AT YOUR SERVICE

	53
--	----

VEHICLE SHOWN: I-PACE HSE IN CORRIS GREY WITH OPTIONAL FEATURES FITTED

VEHICLES SHOWN ARE FROM THE JAGUAR GLOBAL RANGE. SPECIFICATIONS, OPTIONS AND AVAILABILITY MAY VARY BETWEEN MARKETS AND SHOULD BE VERIFIED WITH YOUR LOCAL JAGUAR RETAILER. ENERGY CONSUMPTION AND RANGE FIGURES MAY VARY ACCORDING TO WHEEL FITMENT AND OPTIONAL EXTRAS FITTED

FITMENT AND AVAILABILITY OF FEATURES DESCRIBED MAY VARY BETWEEN ENGINES AND DERIVATIVES.

PLEASE REFER TO THE SPECIFICATION AND PRICE GUIDE FOR DETAILS OR CONFIGURE YOUR VEHICLE AT [JAGUAR.CO.UK](http://JAGUAR.CO.UK)



# INTRODUCTION

## THE ELECTRIC BENEFITS OF I-PACE

**"We've created I-PACE to represent the next generation of Battery Electric Vehicle design. It's radical, dramatic, and future-facing – the product of authentic Jaguar DNA matched with beautiful, premium details and British craftsmanship."**

Ian Callum, Director of Design.

### **ELECTRIFYING PERFORMANCE**

I-PACE's linear acceleration is instantaneous with no lag and no gearshift interruptions. Its 400PS of peak power takes you from 0-60mph in only 4.5 seconds. For sports car agility, the 90kWh battery is positioned within the floor, between the axles, giving a low centre of gravity and near perfect weight distribution. See page 15 for details.

### **QUIET REFINEMENT**

Electric power is naturally quiet, but we've still gone to great lengths to make I-PACE an oasis of calm. Sophisticated motor encapsulation dampens sound while I-PACE's radical design has been engineered to minimise wind noise. The intrusion of exterior noise is further reduced by acoustic lamination on the front windows. See page 13 for details.

### **PEACE OF MIND**

For added peace of mind, I-PACE's 90kWh battery is covered by a comprehensive 8 year warranty<sup>1</sup>. What's more, you'll always have the full support of our established Jaguar Retailer network and highly-trained technicians who know your Jaguar inside and out. See page 53 for details.

### **CLEVER USE OF SPACE**

I-PACE uses axle-mounted electric motors and concentric single speed transmissions. This creates considerable room within the cabin, giving I-PACE a compact footprint from the outside but space within. See page 12 for details.

### **EASE OF USE**

Clean, convenient, hassle-free – that's the future of car ownership. Visits to the fuel station will be a thing of the past – I-PACE's battery can be charged from a conventional socket, a wall box or at a public charging station. So instead of taking time out to recharge, you simply get on with the things you want to do. See page 18 for details.

### **LOW COST OF OWNERSHIP**

Owning I-PACE means that you may be eligible to benefit from incentives such as lower road taxes, reduced city centre tolls, even access to reduced congestion lanes. Additionally, I-PACE's fewer moving parts can help to reduce servicing and maintenance costs. Visit [jaguar.co.uk/incentives](http://jaguar.co.uk/incentives) to find out more.

### **RANGE**

A single full charge provides a range of up to 292 miles on the WLTP cycle – more than enough to cover the average weekly commute of 186 miles<sup>2</sup>. See page 15 for details.

<sup>1</sup>I-PACE's 90kWh battery warranty is limited to 8 years or 100,000 miles (160,000km) (whichever comes first). It is redeemable in the case of any manufacturing defect or should a certified Jaguar Retailer measure that the battery has dropped below a 70 percent State of Health. <sup>2</sup>This figure has been obtained from the 'Driving and Parking Patterns of European Car Drivers' mobility survey, conducted by the European Commission.

WLTP (Worldwide harmonised Light vehicle Test Procedure) is the new official EU test used to calculate standardised fuel consumption and CO<sub>2</sub> figures for passenger cars. It measures fuel, energy consumption, range and emissions. This is designed to provide figures closer to real-world driving behaviour. It tests vehicles with optional equipment and with a more demanding test procedure and driving profile.

Official EU test figures from manufacturer tests under EU legislation. For comparative purposes only. Real world figures and overall EV performance data may vary according to driving and environmental variables.



#### **ON-BOARD CHARGER**

I-PACE's on-board charger converts AC electricity to DC. AC or DC electricity can be used to charge the car.

#### **FRONT AND REAR MOTORS**

Instead of an engine to drive the front and rear wheels, I-PACE has two efficient and compact Permanent Magnet Synchronous Electric Motors. Independently each motor can deliver 200PS and torque of 348Nm – a total output of 400PS and 696Nm. As well as high performance All Wheel Drive (AWD).

#### **BATTERY**

I-PACE's 90kWh battery replaces the fuel tank. Its high energy density lithium-ion pouch cells store the car's energy.



#### **INVERTER**

I-PACE's inverter takes the direct current (DC) stored in the battery pack and turns it into the alternating current (AC) that feeds the motor.

#### **CHARGING SOCKET**

A charge point replaces the fuel filler. Just plug in and charge.



# INTRODUCING JAGUAR I-PACE

## **JAGUAR DYNAMICS**

I-PACE's driving experience reflects its dynamic design. Using the proven Jaguar setup of a double wishbone suspension at the front and Integral Link suspension at the rear, this is a true driver's car. Engaging and rewarding handling is balanced with exceptional ride comfort and refinement. See page 16 for details.

## **ELECTRIC POWERTRAIN**

Jaguar's I-TYPE Formula E racing car and I-PACE both use Synchronous Permanent Magnet Electric Motors and lithium-ion pouch battery cell technology. These motors are small, compact and efficient, which helps to optimise performance and range. See page 15 for details.

## **ALWAYS CONNECTED**

I-PACE's InControl technologies seamlessly connect you to your car and the outside world. There's Connect Pro with Smart Settings to learn your preferences, and Pro Services - perfect for finding charging stations on the move. Smartphone Pack makes it easy to use selective apps on the Touchscreen. While Remote lets you securely interact with your car from your smartphone. See pages 22 to 25 for details.

## **INTEGRATED TECHNOLOGY**

At the heart of I-PACE is a 'floating' centre console containing our latest infotainment system. Our Touch Pro Duo infotainment system makes controlling all the car's features, and your connected devices, incredibly simple. It comprises a 10" Touchscreen integrated into the dashboard and a lower 5" Touchscreen with multi-function dynamic dials. In front of the driver is a high-definition Interactive Driver Display. 4G Wi-Fi Hotspot capability is standard, as is our powerful navigation system with range-maximising route recommendations. See page 21 for details.

## **INTERIOR CRAFTSMANSHIP AND SPACE**

An electric architecture has allowed our designers to combine luxury craftsmanship with generous amounts of interior space and storage. The absence of a transmission tunnel is an opportunity for a 10.5 litre cubby bin beneath the centre armrest. No conventional gearbox means there is storage within the 'floating' centre console perfect for phones and keys. Completing I-PACE's carrying capacity, the rear loadspace is a substantial 1,453 litres\* with the under bonnet front stowage compartment providing an additional 27 litres. See page 34 for details.

## **EXTERIOR DRAMA**

I-PACE's radical sweeping cab-forward profile, dramatic bonnet scoop and Jaguar signature rear haunches are far more than striking design elements. They form integral parts of the car's aerodynamics and help deliver a low drag coefficient of 0.29Cd to improve range. See page 10 for details.

\*For standard specification vehicles with rear seats folded.

Stay connected while on the move. Your new I-PACE will arrive with a SIM Card equipped with an essential data plan of 500MB of data per month for the initial warranty period. You'll be better connected, receiving live traffic updates and more. Additional data can be purchased. Terms, conditions and restrictions apply. Contact your local Jaguar retailer for more information.

InControl features, options and their availability remain market dependent - check with your Jaguar Retailer for local market availability and full terms. Information and images displayed in relation to the InControl technology, including screens or sequences, are subject to software updates, version control and other system/visual changes depending on options selected. Mobile network connectivity cannot be guaranteed in all locations. InControl Apps and Remote App will need to be downloaded from the Apple/Play Store. All in-car features should be used by drivers only when safe for them to do so. Drivers must ensure they are in full control of the vehicle at all times.

**VEHICLE SHOWN: I-PACE HSE IN CORRIS GREY WITH OPTIONAL FEATURES FITTED**







## DESIGN EXTERIOR

I-PACE's revolutionary design is both true to the spirit of Jaguar and the I-PACE Concept. From the pronounced front wheel arches to the rear diffuser, each supercar-inspired styling element allows I-PACE to slice cleanly through the air for maximum range and stability. The bold grille curves inwards - reducing drag by channelling air out through the bonnet scoop, where it passes over a roofline that is curved for maximum efficiency. The roof itself is available in body colour, Black contrast paint or panoramic glass. Ensuring that airflow passes smoothly around the entire exterior, integrated deployable door handles sit flush with the car's sides.

Giving a distinctive on-road presence, I-PACE's slim futuristic LED headlights feature our signature double 'J' blade graphic. For even greater visibility and safety at night, choose Adaptive Matrix LED headlights<sup>1</sup>. This system maintains continuous use of the high beam but automatically adjusts the shape of the beam to avoid dazzling oncoming vehicles. The sleek tail lights are also LED, with the same dramatic Animated Directional Indicators<sup>2</sup> as the headlights.

<sup>1</sup>Included within HSE Specification Pack or optional.

<sup>2</sup>When Adaptive Matrix LED headlights are fitted.

VEHICLE SHOWN: I-PACE HSE IN CORRIS GREY WITH OPTIONAL FEATURES FITTED







## INTERIOR

Maximum front headroom (with fixed panoramic roof fitted)	994mm (1,013mm)
Maximum rear headroom (with fixed panoramic roof fitted)	961mm (968mm)
Maximum front legroom	1,040mm
Maximum rear legroom	890mm

I-PACE reimagines the classic Jaguar balance of sports car focus and luxury craftsmanship for the digital age. Electric architecture defines the five-seater cabin's character. The cab-forward design means the front seats are placed further forward. This creates more space between the front and rear seats, giving rear seat passengers added legroom and knee room. Driver and front passenger feel an immediate sense of engagement with the car thanks to form-fitting sport seats. Deepening the sense of driver focus, the instrument panel is low, with minimalist lines. Throughout the spacious interior, beautiful, handcrafted touches reaffirm the cabin's luxury atmosphere. Rich, solid finishers surround you and fine twin-needle stitching adds tailored sophistication.



Whatever combination of materials you choose, their modern feel will complement the stylish, uncluttered environment. To complete the interior, there's the option of a full length panoramic glass roof, which as a result of its tint and infrared absorbing laminate construction, prevents strong sunlight, UV light and heat from entering the cabin. As well as flooding the interior with natural light, the panoramic glass roof maintains comfortable cabin temperatures in hot, sunny conditions and keeps the cabin warm in cold climates. At night, Ambient Interior Lighting accentuates the exquisite details.

The cabin is a sanctuary from the outside world. For outstanding refinement, sophisticated motor encapsulation dampens sound while the sharp exterior design minimises wind noise. To enhance your sense of wellbeing, I-PACE offers an optional Cabin Air Ionisation system that improves air quality. This neutralises odours as well as minimising bacteria for a more pleasant and healthy in-car environment. So everyone is comfortable the moment they step inside, you can pre-heat or pre-cool the cabin through the Touch Pro Duo system or via your Jaguar Remote smartphone app. See page 23 for details.

Remote contains subscription services that can be extended after the initial term advised by your Jaguar Retailer.

InControl features, options and their availability remain market dependent - check with your Jaguar Retailer for local market availability and full terms. Information and images displayed in relation to the InControl technology, including screens or sequences, are subject to software updates, version control and other system/visual changes depending on options selected. Mobile network connectivity cannot be guaranteed in all locations. InControl Apps and Remote App will need to be downloaded from the Apple/Play Store. All in-car features should be used by drivers only when safe for them to do so. Drivers must ensure they are in full control of the vehicle at all times.

**INTERIOR SHOWN LEFT: I-PACE HSE WITH LIGHT OYSTER WINDSOR LEATHER SEATS WITH LIGHT OYSTER INTERIOR AND LIGHT OYSTER HEADLINING**  
**INTERIOR SHOWN ABOVE: I-PACE HSE WITH EBONY WINDSOR LEATHER SEATS WITH EBONY INTERIOR AND EBONY HEADLINING**





- Battery Pack
- Electric Motors



# PERFORMANCE POWERTRAIN

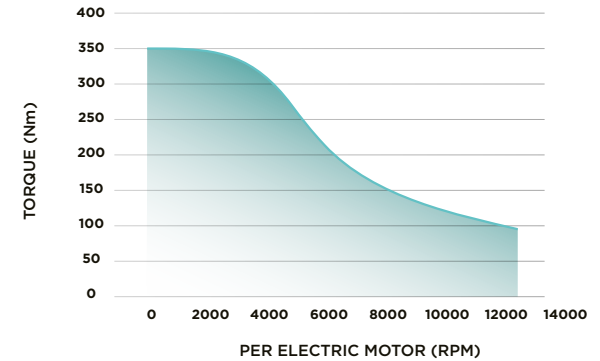
Under the skin, I-PACE is radically different from an internal combustion-engined car. Instead of a petrol or diesel engine, it features two extremely lightweight and compact Synchronous Permanent Magnet Electric Motors. Both motors are up to 97 percent efficient when transferring power from the battery to the motor – an internal combustion engine is typically only 30-40 percent efficient when producing power from fossil fuels. They were developed by Jaguar engineers to take advantage of the knowledge experienced and collected from the I-TYPE Formula E racing car.

To deliver maximum power in the smallest possible footprint, the two Synchronous Permanent Magnet Electric Motors are axle-mounted and use concentric single speed transmissions. The motors are also positioned lower in the vehicle, contributing to the low centre of gravity and enhancing I-PACE’s control, handling and agility. It also enables the combination of a spacious cabin with a 656 litre<sup>1</sup> luggage compartment.

Transforming the driving experience, I-PACE’s electric motors are quieter and create fewer vibrations than conventional internal combustion engines – with none of the interruptions normally associated with gear changes. They provide superior operating efficiency, torque delivery and respond immediately to your demands. For electrifying performance, I-PACE delivers up to 696Nm of torque with maximum torque available from zero rpm.

Positioned as low down as possible and right between the axles, I-PACE’s 90kWh battery is constructed of high energy density lithium-ion pouch cells. It’s designed for longevity and supports protracted periods of sustained maximum power. I-PACE constantly maintains the ideal temperature for its battery using state-of-the-art thermal management systems. For your peace of mind, I-PACE’s 90kWh battery comes with an 8 year or 100,000 miles (160,000km) warranty<sup>2</sup>.

At Jaguar, we understand that it takes more than zero tailpipe emissions to drive sustainable change. That’s why, from the earliest stages of I-PACE’s development, we established a comprehensive plan to meet the End of Life Vehicle Directive (ELV) in the European Union. For further information please visit [jaguar.co.uk/faqs](http://jaguar.co.uk/faqs)



<b>Power</b>	400PS
<b>Drive</b>	2 x Electric Motors All Wheel Drive (AWD)
<b>Battery</b>	90kWh
<b>WLTP Range<sup>3</sup> (Combined)</b>	<b>TEL<sup>4</sup></b> 292 miles/470km
	<b>TEH<sup>4</sup></b> 258 miles/415km
<b>WLTP Consumption<sup>3</sup> (Combined)</b>	<b>TEL<sup>4</sup></b> 35.4kWh/100 miles 22.0kWh/100km
	<b>TEH<sup>4</sup></b> 39.9kWh/100 miles 24.8kWh/100km
<b>Tailpipe Emissions</b>	0g CO <sub>2</sub> /km
<b>Maximum speed</b>	124mph (200km/h)
<b>Acceleration</b>	0-60mph 4.5 secs
	0-100km/h 4.8 secs

<sup>1</sup>For standard specification vehicles.

<sup>2</sup>I-PACE’s 90kWh battery warranty is limited to 8 years or 100,000 miles (160,000km) (whichever comes first). It is redeemable in the case of any manufacturing defect or should a certified Jaguar Retailer measure that the battery has dropped below a 70 percent State of Health.

<sup>3</sup>Value depends on selection of optional equipment.

<sup>4</sup>TEL (Test Energy Low) and TEH (Test Energy High) figures are shown as a range under WLTP testing measures. TEL refers to the lowest/most economical figure (with the lightest set of options). TEH refers to the highest/least economical figures (with the heaviest set of options). WLTP legislation dictates that where there is <5g CO<sub>2</sub> variance between TEL and TEH, only the TEH is declared.

WLTP (Worldwide harmonised Light vehicle Test Procedure) is the new official EU test used to calculate standardised fuel consumption and CO<sub>2</sub> figures for passenger cars. It measures fuel, energy consumption, range and emissions. This is designed to provide figures closer to real-world driving behaviour. It tests vehicles with optional equipment and with a more demanding test procedure and driving profile.

Official EU test figures from manufacturer tests under EU legislation. For comparative purposes only. Real world figures and overall EV performance data may vary according to driving and environmental variables.





Torque Vectoring by Braking applies brake pressure to slow the inside front or inside rear wheels independently helping to prevent understeer and stay on the true line of travel.

Possible understeer without Torque Vectoring by Braking technology.

## PERFORMANCE TECHNOLOGY

I-PACE is underpinned by an advanced electric vehicle architecture created specifically for this car that delivers excellent driving dynamics while minimising weight. These foundations are paired with a suspension setup proven on F-PACE, XE and XF. The double wishbone suspension at the front and Integral Link suspension at the rear have been tuned to give I-PACE the perfect balance of dynamic handling and refinement.

### **TORQUE VECTORING BY BRAKING**

Torque Vectoring by Braking delivers controlled, responsive cornering by reducing near-limit understeer through controlled braking of the inside wheels.

### **ALL WHEEL DRIVE**

The electric All Wheel Drive (AWD) system features two independently controlled motors, one on the front axle and one on the rear. This means that no complex mechanical connection is required between the two axles to deliver AWD capability. The system uses sensors to continually monitor driver inputs and available traction, to calculate the optimum torque delivery at all four wheels to maximise available grip.

### **ALL SURFACE PROGRESS CONTROL**

All Surface Progress Control (ASPC) is a state-of-the-art system that enables you to set and maintain a steady speed in challenging conditions such as slippery surfaces, including: mud, wet grass, ice, snow and dirt roads. Operating like a conventional cruise control system, it functions between 2mph and 18mph, enabling you to maintain full concentration on the road ahead.

### **ADAPTIVE SURFACE RESPONSE<sup>1</sup>**

Adaptive Surface Response (AdSR) recognises differences between surfaces to exploit the maximum available grip. Drawing on Jaguar Land Rover's unrivalled expertise with All Wheel Drive systems, AdSR constantly monitors the car's environment and adjusts the appropriate motor and brake settings. Once selected, AdSR works at all speeds to support you in adverse weather and across challenging surfaces.

### **LOW TRACTION LAUNCH**

For optimum torque control when you move off from a standstill, select Low Traction Launch via the Touchscreen. This system enhances capability in slippery conditions like wet grass, snow and ice. It remains active until the car reaches 18mph – then I-PACE seamlessly blends back into the selected driver mode.

### **DYNAMIC MODE AND CONFIGURABLE DYNAMICS<sup>1</sup>**

Engaging Dynamic Mode amplifies I-PACE's sporting character. Throttle response is sharpened, the dampers are stiffened and steering weighting is increased. I-PACE's Interactive Driver Display and Configurable Ambient Interior Lighting instantly take on a red glow.

The Configurable Dynamics system allows you to personalise I-PACE's Dynamic Mode. Via the Touchscreen, driving characteristics can be changed to Dynamic or left as normal. So whatever combination of throttle sensitivity, steering weighting or damper stiffness you want, Configurable Dynamics allows you to set up Dynamic Mode to suit your driving needs.

### **ELECTRONIC AIR SUSPENSION**

I-PACE's optional Electronic Air Suspension can be lowered or raised at the touch of a button. If improved ground clearance is required, it is possible to raise the suspension up to 230mm. Alternatively, for ease of access the suspension can be lowered. This ensures that I-PACE is prepared for any eventuality.

### **ELECTRONIC AIR SUSPENSION WITH ADAPTIVE DYNAMICS<sup>2</sup>**

The sophisticated optional Electronic Air Suspension automatically lowers the car by 10mm when travelling at speeds in excess of 105km/h over extended periods of time, when certain conditions are met. Reducing the space between the car and road improves aerodynamic performance and therefore optimises range.

The Adaptive Dynamics system optimises ride comfort and dynamic body control using continuously variable damping technology. The system monitors multiple sensors that analyse vertical wheel positions, vehicle acceleration, steering inputs, as well as throttle and brake pedal activity to adjust the suspension damping settings. This provides the optimum balance between comfort, refinement and agility.

<sup>1</sup>Only available with Electronic Air Suspension with Adaptive Dynamics.

<sup>2</sup>Adaptive Dynamics requires Electronic Air Suspension.



# CHARGING

Charging I-PACE is convenient and safe. This means you can top up the battery whenever you wish, to ensure your car's ready for when you need it. It's completely safe to charge the car in the rain or even when parked in snow as the charging system is entirely self-contained. The battery charge connector is conveniently and discreetly located on the front wheel arch, while the charge port allows access to common international charging standards. The Timed Charging facility allows you to set specific charging times via the Touchscreen or via your Jaguar smartphone app. This lets you take advantage of off-peak electricity tariffs.

## **PUBLIC CHARGING**

On longer journeys you may need a quick top up of your battery's charge to complete your trip. DC rapid chargers are the best way to deliver this – a typical 50kW charger<sup>1</sup> can deliver up to 168 miles of range per hour<sup>2</sup>. As the public charging infrastructure improves, I-PACE is equipped to accept up to a 100kW DC charge rate for improved charge time. Depending upon the service provider, public AC chargers can have a range of outputs. You can also find convenient charging points at places you may want to stay for several hours – or even overnight – including local shopping centres, hotels and gyms. Every I-PACE comes with a Public Charging Cable (Mode 3 Charging Cable) as standard. Pull up, plug in, then go enjoy yourself.

## **HOME CHARGING**

Charging the battery at home couldn't be easier. For optimum charging, you can install an recommended Jaguar wall box<sup>3</sup>. I-PACE is equipped with a 7kW single phase AC on-board charger<sup>4</sup>, which can fully recharge the vehicle overnight and deliver up to 22 miles of range per hour<sup>2</sup>. To ensure that you are always able to charge I-PACE, the vehicle also comes with a Home Charging Cable, as standard, that is used with a domestic socket. When using a domestic socket, charging rates are slower than a wall box (up to 7 miles of range per hour<sup>2</sup>), but are sufficient to cover the average daily commute of 38 miles<sup>5</sup> if the vehicle is charged overnight. Charging information can be accessed by your InControl Remote App, see page 23 for more information.

<sup>1</sup>A DC rapid charger provides large amounts of energy in a short amount of time. The charging rate decreases as the battery reaches full capacity, therefore in most use cases it is quicker to rapid charge up to 80 percent capacity or for the extended range required. <sup>2</sup>Actual charge times may vary according to environmental conditions and available charging installation. <sup>3</sup>Jaguar have authorised wall box suppliers and installers. Our partners are available to advise upon the best solutions for you. Please consult your local Jaguar Retailer for further information. <sup>4</sup>7kW electricity supply is available in most countries.

<sup>5</sup>This figure has been obtained from the 'Driving and Parking Patterns of European Car Drivers' mobility survey, conducted by the European Commission.



**AC 7kW  
UP TO  
22 MILES  
OF RANGE  
PER HOUR<sup>2</sup>**


### HOME CHARGING

**AC 7kW  
0-100% CHARGE  
12.9 HOURS<sup>2</sup>**

**DC 50kW  
UP TO  
168 MILES  
OF RANGE  
IN 60 MINUTES<sup>2</sup>**

### PUBLIC CHARGING

Charging times may vary depending on the public charging infrastructure available. To find out more about charging times in your country, visit [jaguar.co.uk/charging](http://jaguar.co.uk/charging)







# TECHNOLOGY INFOTAINMENT

Delivering a wealth of information and entertainment, every I-PACE is equipped with our InControl infotainment system, Touch Pro Duo. It features intuitive and advanced integrated technologies to ensure everyone can make the most of their journey.



## TOUCH PRO DUO

The standard 10" and 5" dual high-definition Touchscreens allow the user to view required information while simultaneously being able to interact with additional features, for increased flexibility and efficiency of use. For instance, you can use the navigation system in the upper screen while adjusting multimedia settings on the lower. Direct access to cabin and seat temperature controls (if specified) are also available via the multi-function dynamic dials. For a truly elegant and streamlined appearance, the steering wheel also has hidden-until-lit, touch-sensitive switches as standard. One of these switches is programmable, so that it can be personalised to your preferences to accomplish a host of functions.



## INTERACTIVE DRIVER DISPLAY

The high-definition Interactive Driver Display can receive and project a vast amount of driving information, entertainment and active safety data including navigation, phone and media. Its high resolution ensures the utmost clarity and its refined processing engine delivers smooth moving pin sharp graphics. To help you find your way more easily, Navigation Pro enables you to display full screen navigation with 3D mapping.



## HEAD-UP DISPLAY

To help reduce distraction or the need for you to take your eyes off the road, optional Head-up Display presents key vehicle data such as your speed and navigation directions on the windscreen. It features crystal clear full-colour graphics in high resolution, enabling you to see all driver inputs and information with ease. It can display important phone information from the Touchscreen such as the name or number of an incoming caller. The feature can be turned on and off dependent on driver preference.



## MERIDIAN™ AUDIO EXCELLENCE

As Jaguar's audio partner, Meridian have introduced technologies which help ensure that I-PACE is a superb space in which to experience sound. Processing delivers performance that would otherwise require significantly larger speakers, while Cabin Correction tailors the sound to I-PACE's precise acoustics. Digital Dither Shaping preserves performance details to evoke the emotions of the original recording. Exclusive to Meridian, Trifield™ produces a consistent, concert-like experience for all occupants. I-PACE offers the 380 watts, 11 speaker Meridian Sound System as standard. The 825 watts, 15 speaker Meridian Surround Sound System is available as an option, or comes as standard within the HSE specification pack.

Stay connected while on the move. Your new I-PACE will arrive with a SIM Card equipped with an essential data plan of 500MB of data per month for the initial warranty period. You'll be better connected, receiving live traffic updates and more. Additional data can be purchased. Terms, conditions and restrictions apply. Contact your local Jaguar retailer for more information.

InControl features, options and their availability remain market dependent - check with your Jaguar Retailer for local market availability and full terms. Information and images displayed in relation to the InControl technology, including screens or sequences, are subject to software updates, version control and other system/visual changes depending on options selected. Mobile network connectivity cannot be guaranteed in all locations. InControl Apps and Remote App will need to be downloaded from the Apple/Play Store. All in-car features should be used by drivers only when safe for them to do so. Drivers must ensure they are in full control of the vehicle at all times.

INTERIOR SHOWN: I-PACE HSE WITH LIGHT OYSTER WINDSOR LEATHER SEATS WITH LIGHT OYSTER INTERIOR AND LIGHT OYSTER HEADLINING



# CONNECTIVITY

InControl is Jaguar's suite of features that connects you to your vehicle and links you seamlessly, and securely, with the outside world. There are a range of packs and features included as standard on I-PACE. Select the appropriate apps and some of the InControl features stay with you, even when you are away from the car, to make sure the Jaguar experience is more enjoyable than ever.

## STANDARD FEATURES

### **PINPOINT TOUCH CONTROL**

Pinpoint touch control allows you to interact with information swiftly. The Touchscreen responds in the same manner as a smartphone or tablet computer, providing multi-touch gestures such as pinch-to-zoom and swipe.

### **PERSONALISED HOMEPAGE**

You can set up your homescreens the way you want them. With over 60 shortcuts and widgets, you can customise your system around the features you use most.

### **INTERACTIVE SIDE PANEL**

A choice of side panels means you can multi-task. For example, your main screen area can be used for navigation, while the side panel provides phone controls. Simply swipe up and down to switch between multiple panels.

### **MULTIMEDIA**

Enjoy a range of multimedia features on the Touchscreen. Connect your device and see details of playlists and music displayed by artist, album and genre.

### **ENHANCED PHONE INTERFACE**

Making it easier and safer, you can call a favourite contact with a single touch. Additional functionality includes direct access to voicemail, conference calling and homescreen integration.

### **VOICE RECOGNITION SYSTEM**

So you can complete tasks without taking your eyes off the road, I-PACE offers intelligent voice recognition. For example, 'Tune to 97.9' or 'Call home'.



## REMOTE<sup>1</sup>

The Jaguar Remote smartphone app, available for download, provides information on your vehicle and enables you to interact with it remotely. Compatible with most smartphones, Android™ Wear or the Apple Watch®, this service includes:

**Charging Status Information** – Stay continually updated with key battery function indicators including charge state, charging status, charge rate, plug state and estimated EV range.

**Remote Charging Control** – Use your smartphone to remotely start and stop charging, manage charging tariffs and even set the maximum state of charge.

**Remote Lock/Unlock** – Lock or unlock your doors remotely with the click of a button. Simply press the 'lock' button on the Vehicle Security screen of the Jaguar Remote smartphone app to single lock the doors, arm the alarm, fold in the door mirrors<sup>2</sup> and close the windows. Press the 'unlock' button to unfold the door mirrors<sup>2</sup>, turn on the dipped headlights and cause the hazard lights to flash twice.

**Remote Climate** – Prepare your Jaguar in advance by pre-heating or pre-cooling the cabin, so that you and your passengers are comfortable from the moment you step inside.

**Beep/Flash** – This feature turns on your Jaguar's hazard lights, dipped headlights and sounds an audible alert to help you locate your vehicle in a crowded car park.

**Journey Tracking** – This opt-in feature can automatically record your journey history including your route and mileage statistics. This information can be exported by email to use for expense reporting and can be imported to a spreadsheet.

**Vehicle Status Check** – Check current range levels, and status of door and window position and locks. See the last parked location of the vehicle and find your way back to it with on-foot directions.

**Jaguar Optimised Assistance** – If you break down you can make a direct call to the Jaguar Assistance team by pressing the button on the overhead console or from the Assistance screen within the Jaguar Remote smartphone app.

**SOS Emergency Call** – In a more serious incident, SOS Emergency Call will automatically connect you to the emergency response team who will notify the emergency services to your location. For peace of mind, this service is provided for the first ten years from date of registration.

<sup>1</sup>Remote and Jaguar Optimised Assistance contain subscription services that can be extended after the initial term advised by your Jaguar Retailer.

<sup>2</sup>When power fold door mirrors are fitted.

InControl features, options and their availability remain market dependent – check with your Jaguar Retailer for local market availability and full terms. Information and images displayed in relation to the InControl technology, including screens or sequences, are subject to software updates, version control and other system/visual changes depending on options selected. Mobile network connectivity cannot be guaranteed in all locations. InControl Apps and Remote App will need to be downloaded from the Apple/Play Store. All in-car features should be used by drivers only when safe for them to do so. Drivers must ensure they are in full control of the vehicle at all times.



## STANDARD FEATURES

### NAVIGATION PRO

Navigation Pro allows you to save your favourite places, use pinch and zoom gestures for simple map exploration and can display a choice of either 2D or 3D crystal clear map graphics. Navigation Pro also details range on a map, in various driving modes, as a 'spider' diagram that takes into account various factors - for example road topology and speed limits.

### CONNECT PRO PACK<sup>1</sup>

Connect Pro consists of Smart Settings, a 4G Wi-Fi Hotspot, and Pro Services. It's designed to enhance your in-car and out-of-car experience, ensuring you and your passengers enjoy the journey while remaining connected to the world.

#### SMART SETTINGS

Designed to deliver a truly personalised experience and help to reduce driver distraction, Smart Settings combines a number of features.

**Profile** - The system automatically identifies each driver using their key and phone, and can remember a number of settings saved to their profile. It can select your preferred seat and door mirror positions<sup>2</sup>, as well as which media to play at the start of your journey.

**Learning** - With the 'Learning' function, Smart Settings can also learn and automate your preferences, based on your habits, past routines and the current temperature - including whether you like a warm steering wheel or heated seats<sup>3</sup> on a morning commute.

### 4G Wi-Fi

The 4G Wi-Fi Hotspot provides in-car access to the Internet, enabling up to eight wireless devices to be used simultaneously in the car. Passengers can connect through the vehicle's wireless network to surf, work, update social media and stay entertained throughout the journey.

### PRO SERVICES<sup>4</sup>

**Real Time Traffic Information** - Uses live traffic data feeds to give you the most accurate picture of what the traffic is like on the way to your destination.

**Online Search** - Wherever you are, you can search the surrounding area for places of interest. The system can access expert destination information, travel tips and inspiration as well as online travel reviews of the local area.

**Planning Routes and Door-to-Door Routing** - Before setting off, use the Route Planner app or online portal to search, save locations or set your destination. The app uses the Cloud to send your destination automatically to your vehicle's navigation screen. When arriving at a car park, it isn't always clear how to get to your final destination. As you exit the vehicle, the Navigation Pro system will automatically hand over to the Route Planner app on your smartphone. You can then access directions on how to get there via public transport or on foot. You are always connected - every step of the way, right to the door. If insufficient charge is available to complete your journey, the system will add a charging point to ensure that you reach your destination.

<sup>1</sup>Online functionality and Wi-Fi connectivity is dependent on the installation of a micro SIM with a suitable data contract. Stay connected while on the move. Your new I-PACE will arrive with a SIM Card equipped with an essential data plan of 500MB of data per month for the initial warranty period. You'll be better connected, receiving live traffic updates and more. Additional data can be purchased. Terms, conditions and restrictions apply. Contact your local Jaguar retailer for more information.

<sup>2</sup>When memory front seats and memory door mirrors are fitted.

<sup>3</sup>When heated steering wheel and heated seats are fitted.

<sup>4</sup>Features within Pro Services and Smartphone Pack may vary between markets. Please contact your local Jaguar Retailer for more information.

**Share ETA** – You can share your estimated time of arrival so your selected contact(s) will know exactly when you will arrive, as calculated by the navigation guidance system. If you're running late, Share ETA can then send automatic updates via text messages or email, without any further action from you.

**Commute Mode** – Allows the system to learn your commutes and automatically advises you of the expected journey time based on live and historical traffic movements without you having to input a destination. The system learns the routes you take for a given destination and then advises which of those is the quickest. The feature can be turned on and off dependent on driver preference.

**Parking Service** – As you approach your destination, you can see where parking is available. Simply tap on your preferred car park and the navigation system updates to direct you to it.

**Online Routing** – While you're on your way to a destination the system monitors live traffic conditions and takes into account typical traffic patterns for that time of day, keeping you on the optimum route.

**Online Media** – Allows for the aggregation of numerous content providers and their personalised content – such as Deezer and TuneIn – that gives access to more than forty million music tracks and four million on-demand programmes and podcasts. For the first time, these can be directly streamed from the vehicle without the need for a smartphone – providing a seamless and integrated experience.

#### **SMARTPHONE PACK<sup>1 4</sup>**

InControl Apps presents a vehicle-optimised, interactive set of apps that enable media streaming, cloud and location-based services and more, via the USB port.

Android Auto™ was designed with safety in mind. With a simple and intuitive interface, it is designed to minimise distraction so that you can stay focused on the road. Simply connect your Android smartphone via a USB and control compatible apps on the in-car Touchscreen.

Apple CarPlay® is also designed for increased safety, enabling the use of apps while allowing the driver to concentrate on the road ahead. Connect your Apple smartphone to your car to use compatible apps such as maps, messages and music through the Touchscreen.

You can also download third-party apps offering a vast range of services.

#### **SECURE TRACKER<sup>5</sup>**


Uses tracking technology to alert you to an attempted theft, and signals your vehicle's location to the relevant authorities, for a timely recovery. Includes service subscription for warranty period.

#### **SECURE TRACKER PRO<sup>5</sup>**

Integrates authentication technology into the key fob. An alert will be sent within minutes to the Stolen Vehicle Tracking Centre if your car is stolen with non authorised keys. Includes service subscription for the warranty period.

<sup>5</sup>Secure Tracker and Secure Tracker Pro will require further subscription after the initial term as advised by your local Jaguar Retailer. Requires mobile network connectivity.

The Bluetooth word mark and logos are owned by the Bluetooth SIG, Inc. and any use of such marks by Jaguar is under licence. iPhone is a registered trademark of Apple Inc., registered in the US and other countries. Please ensure iPhone compatibility is reviewed with your local Jaguar Retailer. All in-car features should be used by drivers only when safe for them to do so. Drivers must ensure they are in full control of the vehicle at all times.





# DRIVER ASSISTANCE

## MAKING DRIVING EASIER

From negotiating city traffic or the motorway, to providing additional safety for you and your passengers, there's a wealth of innovative technologies available; either as standard, optional or as part of an optional pack. Whichever you choose, you'll find every feature has been designed and engineered to heighten your enjoyment of the vehicle.

## STANDARD FEATURES

**Emergency Braking** can help to prevent collisions with other vehicles, as well as cyclists or pedestrians. If a potential frontal collision is detected, a warning is displayed giving you time to take action. A camera at the front of the vehicle monitors at speeds from 3mph to 49mph for frontal collisions, 3mph to 37mph for pedestrians and from 12mph to 37mph for cyclists. If a collision is still anticipated and you have taken no action, this system will apply the brakes to help reduce the severity of the possible impact.

**Cruise Control and Speed Limiter** allows the driver to maintain the current speed of the vehicle without the need for continued use of the accelerator pedal, helping to reduce driver fatigue. In addition, the Speed Limiter will also allow the driver to pre-set a maximum specified speed which the vehicle will not exceed. Both functions can be easily turned on or off by the driver as desired.

**Driver Condition Monitor** detects if you're starting to feel drowsy by monitoring steering inputs, brake and throttle pedal activity to give you an early warning when you need to take a break.

**Lane Keep Assist** detects when your vehicle is unintentionally drifting out of your lane and applies a corrective torque to the steering wheel, encouraging you to guide your vehicle back.

**Traffic Sign Recognition** keeps you informed and aware on the road, by displaying speed limits and no overtaking signs in the instrument cluster, where they can easily be seen.

**Adaptive Speed Limiter** uses Traffic Sign Recognition information to adjust your vehicle's speed accordingly by using the cruise control system. This function can be easily turned on or off by the driver as desired.

**Rear Camera** provides improved visibility when reversing. Static lines representing the vehicle's outer perimeter and predicted path are superimposed on the rearward image displayed on your Touchscreen.

<sup>1</sup>Included within SE Specification Pack. Optional with S Specification Pack when power fold door mirrors are fitted.

<sup>2</sup>Where legally permissible.

All in-car features should be used by drivers only when safe for them to do so. Drivers must ensure they are in full control of the vehicle at all times.



Adaptive Cruise Control with Stop & Go



Blind Spot Assist

## PACKS

### PARK PACK

Standard on I-PACE, Park Pack enables you to park and manoeuvre safely and securely in and out of tight spaces and into traffic that is obscured by buildings or other vehicles. It features:

**Park Assist** makes parallel and perpendicular parking easier than ever by steering your vehicle into a suitable space. Selecting either Drive or Reverse, you only have to control the vehicle's speed with the brake and accelerator pedals. Steering will be done automatically by the car. Graphics and notifications guide you through the manoeuvres. Park Assist will also steer you out of a space, taking all of the stress out of parking.

**360° Parking Aid** gives you complete confidence when manoeuvring in tight spaces. Sensors located around the car are automatically triggered when Reverse is selected, or can be manually activated, with a graphic appearing on the Touchscreen showing an overhead view of the vehicle. As you park, the Touchscreen display and audio feedback indicates how close you are to obstacles.

**Rear Traffic Monitor** is particularly useful when reversing out of a parking bay, the system warns you of vehicles, pedestrians or other hazards, approaching from either side of your vehicle. It will alert you with both audio and visual warnings so you know what's behind you even when the view is obstructed.

**Clear Exit Monitor** alerts passengers leaving the vehicle from the rear doors to any approaching cars, cyclists or other hazards. If an incoming obstacle is detected, a warning light will flash on the door. The light will go off when it is clear to open the door.

### DRIVE PACK<sup>1</sup>

Making every journey safer and more relaxing. The Drive Pack includes:

**Adaptive Cruise Control with Stop & Go** will keep your vehicle a safe distance from the one in front should it slow or stop when you're cruising on the motorway or travelling in slow-moving traffic. Should the vehicle in front stop completely, your vehicle will come to a smooth halt. In stop-start traffic, Adaptive Cruise Control will automatically resume following the car in front. The system can be activated from 12mph and once activated will operate between 0-124mph<sup>2</sup>.

**High-speed Emergency Braking** detects when a potential frontal collision with another vehicle may occur and displays a forward alert to warn the driver to brake. If the driver doesn't react, the car will deploy the brakes in order to reduce the severity of the possible impact. High-speed Emergency Braking is ready and active from 6mph to 99mph<sup>2</sup>.

**Blind Spot Assist** can help you prevent collisions. If your vehicle detects another car in your blind spot when you begin to change lanes, a small warning light illuminates in the corresponding door mirror. Corrective torque is also applied to the steering wheel, encouraging you to guide your vehicle away from the approaching vehicle.



## OPTIONAL PACKS

### DRIVER ASSIST PACK<sup>1</sup>

The Driver Assist Pack offers a wide range of driver aids including High-speed Emergency Braking and Blind Spot Assist<sup>2</sup> found in the Drive Pack (see page 27). It also includes the 360° Surround Camera<sup>2</sup> and the Adaptive Cruise Control with Steering Assist. This latest technology makes motorway driving and heavy traffic situations even easier and more comfortable. It achieves this by gently assisting steering, acceleration and braking to centre the vehicle in lane while maintaining a set distance from vehicles ahead. Moderate steering interventions ensure that the physical effort of maintaining a central vehicle position is reduced.

<sup>1</sup>Included within HSE Specification Pack or optional.

<sup>2</sup>Requires power fold door mirrors. Available as a separate optional feature.

VEHICLE SHOWN: I-PACE HSE IN CORRIS GREY WITH OPTIONAL FEATURES FITTED







Adaptive Cruise Control with Steering Assist works with you, assisting with steering, braking and acceleration as you keep your hands on the wheel and anticipate the road ahead. A camera and radar then work together to track vehicles and lanes ahead to maintain a central position for your vehicle, and moderate its speed according to the behaviour of the traffic in front of you. If the vehicle ahead slows, even to a standstill - the feature automatically slows your vehicle, bringing it to a stop where necessary to maintain a relaxed and composed drive in busy traffic situations. Should you remove your hands from the wheel, the vehicle will provide a warning. If the warning is not heeded then the Steering Assist is deactivated, but the Adaptive Cruise Control will remain active.



FRONT CAMERA



FRONT RADAR



# EFFICIENT TECHNOLOGIES

## **FLOW ENHANCED DESIGN**

The flow enhanced design of I-PACE, with its 0.29Cd drag coefficient, maximises aerodynamic efficiency and range. At the front, the top of I-PACE's grille curves inwards – enhancing aerodynamics by drawing air through the bonnet scoop. The slender spoiler and flush door handles keep airflow running smoothly over the car. Aerodynamically optimised side skirts also blend form and function by channelling air more efficiently around the wheels. At the rear, the squared off corners optimise aerodynamic performance by encouraging air to detach cleanly and efficiently from the car in a controlled way that minimises the pressure differences that cause drag.

## **HIGHLY EFFICIENT ELECTRIC MOTORS**

Efficient use of its battery energy helps give I-PACE strong performance and range figures. I-PACE's electric motors are up to 97 percent efficient whereas an equivalent internal combustion engine is typically only 30-40 percent efficient. See page 15 for details.

## **ACTIVE VANES**

To give the optimum balance between cooling and aerodynamics, Active Vanes open when cooling of the batteries is required, but close when not needed to smooth airflow.

## **ECO MODE**

Eco Mode helps optimise I-PACE's range on long drives. This mode modifies the car's settings to reduce energy depletion as well as encouraging a more efficient driving style by displaying a 'driving style rating' in the message centre. Eco Mode can make subtle changes to cabin heating and cooling, the amount of air recirculation and to a number of the car's features. If required, the driver can override these changes by normal operation of each feature or via the menu settings.

## **ELECTRONIC AIR SUSPENSION WITH ADAPTIVE DYNAMICS**

To improve aerodynamic performance and range, I-PACE's optional Electronic Air Suspension lowers the car by 10mm when travelling at speeds in excess of 65mph. See page 17 for details.

## **ENHANCED BRAKE REGENERATION SYSTEM**

As soon as the driver lifts off the accelerator, the Enhanced Brake Regeneration system in the motors efficiently converts available kinetic energy to electricity to charge the battery. Driving in heavy traffic is also simpler – using the Touchscreen, you can raise the level of regenerative braking. The corresponding increase in deceleration means that, in stop and go traffic for example, there is far greater control of the car's speed using only the throttle.

## **HEAT PUMP**

I-PACE's highly efficient heat pump maximises real world EV range, without compromising on passenger comfort. The heat pump is also significantly more energy efficient than a conventional automotive heating system. It harvests heat from the outside air and electronic components of I-PACE. The collected heat transforms a special liquid within the heat pump into a gas, which causes it to rise in temperature. The warmth is transferred to the cabin via the heating and ventilation system, reducing the power demand from the vehicle battery and maximising range – even in freezing winter conditions, when you need it most.





# SAFETY

## SAFE AND SECURE

Designed for optimum safety, I-PACE has been engineered to include a wealth of features not only to help protect you and your passengers, but to actively help prevent accidents from happening. Sure-footed All Wheel Drive (AWD) capability helps you stay firmly planted on the road, whatever the weather or environment throws at you (see page 17 for details).

**Dynamic Stability Control (DSC)** monitors I-PACE's dynamic behaviour, intervening to maximise vehicle stability. DSC reduces motor torque and applies braking to the appropriate wheels to correct the vehicle's direction of travel by counteracting understeer or oversteer.

**Electronic Traction Control (ETC)** optimises traction and stability by controlling wheel spin. The ETC system reduces torque to the spinning wheel, then applies braking to the wheel, if required.

**Motor Drag Torque Control** mitigates the chance of wheel lock-up caused by strong regenerative braking in slippery conditions. It acts by briefly increasing torque to the driven wheels as appropriate.

**Roll Back Protection** ensures you do not roll backwards as you pull away on an incline.

**Roll Stability Control (RSC)** is integrated with DSC to reduce the possibility of rollover, while providing agility and ability to steer around obstacles. It monitors the vehicle motion and cornering forces to detect any potential risk of rollover. When risk is detected, braking is applied to the outside front wheel to reduce forces which contribute to rollover.

**Emergency Brake Assist (EBA)** understands when you apply the brakes quickly but without the necessary force to maximise stopping performance. It therefore boosts the brake pressure through the ABS pump to ensure you stop in time. To help reduce the risk of a collision, the emergency brake lights automatically activate the hazard warning lights during emergency braking.

**Emergency Braking** gives an audible forward collision warning should a potential frontal collision be detected. Visual warnings follow. If you take no action, the system applies the brakes to help reduce the severity of the possible impact. See page 26 for details.

**Anti-lock Braking System (ABS)** allows the vehicle to maintain traction with the road surface while braking and prevents wheels from locking – thereby retaining the vehicle's ability to steer. The system helps to shorten the braking distance.

**Electronic Brake-force Distribution (EBD)** automatically varies the braking force to each axle in order to minimise stopping distance, while still maintaining stability and the vehicle's ability to steer.

**All-round exterior LED lighting** is standard on every I-PACE. LEDs are more energy-efficient and produce a light close to daylight conditions for less tiring night-time driving. I-PACE's Premium LED<sup>1</sup> and Matrix LED<sup>2</sup> headlights feature signature Daytime Running Lights and Auto High Beam Assist (AHBA), which automatically dips the main beam for oncoming traffic. Matrix headlights feature Animated Directional Indicators, which help other road users recognise your intended direction of travel sooner and Static Cornering Lights which, at low speeds illuminate the area you are turning into. Matrix LED headlights also enable an Adaptive Driving Beam which works to increase visibility in all conditions.

<sup>1</sup>Included within SE Specification Pack or optional with S Specification Pack.

<sup>2</sup>Included within HSE Specification Pack or optional.

### **DEPLOYABLE PEDESTRIAN SAFETY SYSTEM**

An advanced front bumper sensor will in the event of a collision discriminate between a pedestrian and other objects. The sensor then activates the deployable Pedestrian Protection System and provides a zone to cushion the impact.

### **EXTERNAL SOUND SYSTEM (ESS)**

As the electric powertrain of I-PACE is almost silent at low speeds, an external acoustic signal is emitted under 12mph to help make pedestrians aware of the car's presence.



### **ISOFIX AND AIRBAGS**

To improve safety, two ISOFIX points for baby/child seat restraints are fitted on each side of the rear seats and a comprehensive system of six airbags including driver and passenger airbags, side curtain and thorax are standard.

### **CHARGING/BATTERY SYSTEMS**

The car will not engage Drive while the charging cable is plugged in and a warning message will be displayed on the Interactive Driver Display.

### **SAFETY CELL**

Designed for optimum safety, I-PACE utilises a combination of aluminium and steel to form a rigid cage around the occupants as well as the battery.



## PRACTICALITY

# EVERY DETAIL RECONSIDERED

I-PACE's space-efficient electric architecture offered numerous opportunities to create a highly practical interior – and we seized every one of them. Our designers have been able to place the front seats further forward, towards the space where the combustion engine would normally be, without compromising the driving position. This means there's a greater distance between the front and rear seats, giving rear seat passengers added legroom and comfort. Behind the rear seats, the loadspace is a substantial 656 litres<sup>1</sup> with a length of 967mm.



As the motors are integrated with the axles, the absence of a transmission tunnel has created space for a 10.5 litre cubby bin under the front centre armrest. It also means the floor of the interior is almost flat, leaving legroom for a passenger sitting in the middle rear seat. There's convenient storage space under the full width of the rear seats too. And because electric motors don't require a conventional gearbox, we've used this space to create room in front of the console perfect for phones and keys. If you need more room, both deep front door bins have been sculpted to carry a range of items. Completing I-PACE's carrying capacity is a front storage compartment that provides 27 litres of additional stowage.



I-PACE offers numerous convenient places to connect your smartphone, tablet or other devices. Beneath the 5" Touchscreen you'll find two USB ports. Inside the console, a 12V power socket and two USB sockets are available for charging, while the rear of the centre console has two USB sockets and a 12V socket as standard for passengers in the back. For added convenience, the loadspace features a 12V power socket.



With the optional Activity Key you can enjoy your favourite activities, and keep your car key securely in the car. Activity Key fits conveniently on your wrist. The wristband is robust and fully waterproof, allowing you to take part in a range of activities from cycling to swimming. Simply place your Activity Key against the letter 'J' on the tailgate's Jaguar badge to lock or unlock the car and deactivate or reactivate the conventional key fob. If your hands are full, powered gesture tailgate<sup>2</sup> lets you open the boot hands-free. Simply present your foot under one of I-PACE's rear flanks and the tailgate opens or closes.

<sup>1</sup>For standard specification vehicles. Dry: Volume as measured with VDA-compliant solid blocks (200mm x 50mm x 100mm). Wet: Volume as measured by simulating the loadspace filled with liquid.

<sup>2</sup>Included within HSE Specification Pack or optional.



**DRY: 505 LITRES**  
**WET: 656 LITRES**



**DRY: 768 LITRES**  
**WET: 975 LITRES**



**DRY: 900 LITRES**  
**WET: 1,134 LITRES**



**DRY: 1,163 LITRES**  
**WET: 1,453 LITRES**

To travel in style with Jaguar luggage and accessories visit [shop.jaguar.co.uk](http://shop.jaguar.co.uk)



# YOUR MODEL

 Configure your I-PACE at [jaguar.co.uk](https://www.jaguar.co.uk)



## STANDARD FEATURES ON JAGUAR I-PACE S

### EXTERIOR FEATURES

LED headlights  
Automatic headlights  
3-flash lane change indicators  
LED tail lights  
Rear fog lights  
Automatic Headlight Levelling System  
Follow me home lighting  
Gloss Black lower front blades  
Body-coloured door mirror caps  
Grained Black door claddings  
Chrome side window surrounds  
Rear bumper with Gloss Black valance  
Body-coloured roof  
Tailgate spoiler  
Heated door mirrors with approach lights  
Flush exterior door handles  
Acoustic laminated windscreen  
Infrared reflective windscreen  
Heated windscreen  
Heated washer jets  
Rain sensing windscreen wipers  
Heated rear window with timer  
Rear Bike Carrier Preparation Kit

### WHEELS AND TYRES

18" Style 1022, 15 spoke, Gloss Sparkle Silver  
Tyre Repair System  
Tyre Pressure Monitoring System (TPMS)  
Locking wheel nuts

### INTERIOR FEATURES

Push Button Start  
Two-zone Climate Control  
Ambient Interior Lighting  
Auto-dimming interior rear view mirror  
Sunvisors with illuminated vanity mirrors  
Overhead lighting console  
LED rear reading lights  
Overhead stowage for sunglasses  
Fixed front armrest with storage  
Front and rear cupholders  
Stowage under rear seat  
Rear armrest  
Air Quality Sensor

### SEATING AND INTERIOR TRIM

Luxtec (synthetic leather) sport seats  
8-way semi-powered front seats  
Soft grain leather sport steering wheel  
Heated steering wheel  
Light Oyster Morzine headlining  
Metal treadplates with Jaguar script  
60:40 split fold rear seat

### DYNAMICS

All Wheel Drive (AWD)  
All Surface Progress Control (ASPC)  
Hill Launch Assist  
JaguarDrive Control  
Electric Power Assisted Steering (EPAS)

Open Differential with Torque Vectoring by Braking  
Dynamic Stability Control (DSC)  
Passive Suspension  
Electric Parking Brake (EPB)  
Low Traction Launch  
Enhanced Brake Regeneration  
Active Vanes

### CONVENIENCE

Under bonnet front stowage compartment  
Keyless Entry  
Electric cabin pre-conditioning  
Lockable glovebox  
Luggage tie-downs in loadspace  
Luggage hooks in loadspace

### INFOTAINMENT

Touch Pro Duo  
Interactive Driver Display  
Navigation Pro  
Connect Pro Pack consisting of: Pro Services, Wi-Fi Hotspot and Smart Settings  
Smartphone Pack consisting of: Apple CarPlay® / Android Auto™ and InControl Apps Remote  
Meridian™ Sound System  
DAB radio  
Dynamic Volume Control  
Bluetooth connectivity  
Voice control  
Power sockets – 3 x 12V, 6 x USB

### DRIVER ASSISTANCE

Emergency Braking  
Cruise Control and Speed Limiter  
Driver Condition Monitor  
Traffic Sign Recognition and Adaptive Speed Limiter  
Lane Keep Assist  
Rear Camera  
Park Pack consisting of: 360° Parking Aid, Rear Traffic Monitor, Clear Exit Monitor and Park Assist

### CHARGING AND SAFETY

7kW single phase on-board charger  
Home Charging Cable (Mode 2 Charging Cable)  
Public Charging Cable (Mode 3 Charging Cable)  
Timed Charging  
Emergency Brake Assist (EBA)  
6 airbags  
Secure Tracker  
Intrusion sensor  
Power operated child locks  
Seat belt reminder  
Brake pad wear indicator  
Low power mode  
Range for route



# CHOOSE YOUR SPECIFICATION PACK

 Configure your I-PACE at [jaguar.co.uk](https://www.jaguar.co.uk)

S



SE



HSE



S

SE

HSE

## WHEELS

18" Style 1022, 15 spoke, Gloss Sparkle Silver

20" Style 6007, 6 spoke, Gloss Sparkle Silver

20" Style 5068, 5 spoke, Gloss Dark Grey with contrast Diamond Turned finish

## EXTERIOR LIGHTING

LED headlights

Premium LED headlights with signature DRL  
Headlight power washMatrix LED headlights with signature DRL  
Headlight power wash

## CONVENIENCE

Manual tailgate  
Heated door mirrors with approach lightsPowered tailgate  
Auto-dimming, power fold, heated door mirrors  
with memory and approach lightsPowered gesture tailgate  
Auto-dimming, power fold, heated door mirrors  
with memory and approach lights

## SEATING

Luxtec (synthetic leather) sport seats  
8-way semi-powered front seatsGrained leather sport seats  
10-way electric memory front seatsWindsor leather sport seats  
18-way heated and cooled, electric memory front seats  
with heated rear seats

## INFOTAINMENT

Touch Pro Duo  
Interactive Driver Display  
Meridian™ Sound System  
Navigation Pro  
Connect Pro Pack  
Smartphone Pack  
RemoteTouch Pro Duo  
Interactive Driver Display  
Meridian™ Sound System  
Navigation Pro  
Connect Pro Pack  
Smartphone Pack  
RemoteTouch Pro Duo  
Interactive Driver Display  
Meridian™ Surround Sound System  
Navigation Pro  
Connect Pro Pack  
Smartphone Pack  
Remote

## DRIVER ASSISTANCE

Emergency Braking  
Traffic Sign Recognition and Adaptive Speed Limiter  
Driver Condition Monitor  
Rear Camera  
Cruise Control with Speed Limiter  
**Park Pack** consisting of: 360° Parking Aid, Rear Traffic Monitor, Clear Exit Monitor and Park AssistEmergency Braking  
Traffic Sign Recognition and Adaptive Speed Limiter  
Driver Condition Monitor  
Rear Camera  
**Park Pack** consisting of: 360° Parking Aid, Rear Traffic Monitor, Clear Exit Monitor and Park Assist  
**Drive Pack** consisting of: Adaptive Cruise Control with Stop & Go, High-speed Emergency Braking and Blind Spot AssistEmergency Braking  
Traffic Sign Recognition and Adaptive Speed Limiter  
Driver Condition Monitor  
**Park Pack** consisting of: 360° Parking Aid, Rear Traffic Monitor, Clear Exit Monitor and Park Assist  
**Driver Assist Pack** consisting of: Adaptive Cruise Control with Steering Assist, High-speed Emergency Braking, 360° Surround Camera and Blind Spot Assist

# CONFIGURE YOUR I-PACE

## CHOOSE YOUR EXTERIOR

This is where you really make it your I-PACE. Select the body colour, roof colour and pack options that suit you - then choose the perfect wheels to complement them.

 [Configure your I-PACE at jaguar.co.uk](https://www.jaguar.co.uk)

## CHOOSE YOUR ROOF



Body-coloured Roof



Black Contrast Roof<sup>1</sup>



Fixed Panoramic Roof


## CHOOSE YOUR COLOUR



Photon Red




Corris Grey



Yulong White



Borascio Grey



Fuji White



Indus Silver



Caesium Blue



Farallon Pearl Black



Santorini Black



Firenze Red



Narvik Black



Silicon Silver

<sup>1</sup>Not available with fixed panoramic roof or with Narvik Black, Santorini Black or Farallon Pearl Black exterior colours.

Options specified may affect vehicle efficiency and pricing due to local taxation policy. Please configure at [jaguar.co.uk](https://www.jaguar.co.uk) or check with your local Jaguar Retailer.

Features and their availability may differ by vehicle specification and market. Please refer to Specification and Price Guide for details or contact your nearest Jaguar Retailer, for more information.



## CHOOSE YOUR WHEELS



18" Style 1022, 15 spoke,  
Gloss Sparkle Silver<sup>2</sup>



18" Style 5055, 5 split-spoke  
Gloss Dark Grey with contrast  
Diamond Turned finish



20" Style 6007, 6 spoke,  
Gloss Sparkle Silver<sup>3</sup>



20" Style 6007, 6 spoke,  
Gloss Dark Grey with contrast  
Diamond Turned finish



20" Style 5068, 5 spoke,  
Gloss Dark Grey with contrast  
Diamond Turned finish<sup>4</sup>



20" Style 5068,  
5 spoke,  
Gloss Black



20" Style 5070,  
5 split-spoke,  
Polished Technical Grey



22" Style 5056,  
5 split-spoke,  
Gloss Dark Grey with  
contrast Diamond Turned finish<sup>5</sup>



22" Style 5069, 5 spoke,  
Gloss Black with contrast  
Diamond Turned finish and  
Carbon Fibre inserts<sup>5</sup>

## CHOOSE YOUR PACK



### Carbon Fibre Exterior Pack

Showcase I-PACE's high performance nature with these Carbon Fibre finishing touches. This pack includes a Carbon Fibre grille surround, Carbon Fibre mirror caps and Carbon Fibre elements on the body side and bumpers.




### Black Exterior Pack

Add a touch of stealth to I-PACE's head-turning looks with these Gloss Black features. This pack includes Gloss Black side window surrounds, and a Gloss Black grille with Gloss Black surround.

<sup>2</sup>Standard within S Specification Pack. <sup>3</sup>Standard within SE Specification Pack. <sup>4</sup>Standard within HSE Specification Pack. <sup>5</sup>Only available with Electronic Air Suspension.

## CHOOSE YOUR INTERIOR

Make your I-PACE unique by tailoring your personal interior styling, specifying your ideal seats and choosing the textures and colour combinations.

 [Configure your I-PACE at jaguar.co.uk](https://www.jaguar.co.uk)

### CHOOSE YOUR SEAT STYLE AND MATERIAL


#### SPORT SEAT



Luxtec (synthetic leather)<sup>1</sup>



Grained leather<sup>2</sup>




Windsor leather<sup>3</sup>



Premium Textile



#### PERFORMANCE SEAT



Windsor leather<sup>3</sup>



<sup>1</sup>Only available with S Specification Pack. <sup>2</sup>Only available with S and SE Specification Packs. <sup>3</sup>Available with full extended leather upgrade.

## CHOOSE YOUR INTERIOR COLOURWAY



Ebony seats with Ebony interior




Light Oyster seats with Light Oyster/Ebony interior



Mars Red seats with Ebony interior



Siena Tan seats with Ebony interior



Dapple Grey premium textile/suedecloth

## CHOOSE YOUR HEADLINING



Light Oyster Morzine (standard)



Light Oyster suedecloth



Ebony Morzine



Ebony suedecloth

## CHOOSE YOUR TRIM FINISHERS



Gloss Black finisher (standard)



Gloss Charcoal Ash veneer



Monogram Aluminium finisher




Aluminium Weave Carbon Fibre finisher

Not all seat materials are available in all colourways. For details, configure your interior at [jaguar.co.uk](http://jaguar.co.uk)



## CHOOSE YOUR OPTIONS AND JAGUAR GEAR

You can make your I-PACE truly bespoke with options chosen at the point of order and the Jaguar Gear range of accessories that can be fitted before or after delivery by your Jaguar Retailer. For more information and a complete list of options and Jaguar Gear, configure your I-PACE at [jaguar.co.uk](http://jaguar.co.uk) and [gear.jaguar.com](http://gear.jaguar.com)

 [Configure your I-PACE at jaguar.co.uk](http://jaguar.co.uk)

### CHOOSE YOUR EXTERIOR OPTIONS AND JAGUAR GEAR



Matrix LED headlights with signature DRL



Privacy glass



Head-up Display



Rear mounted bike carrier



Illuminated Jaguar front grille badge



Carbon Fibre mirror covers

#### OPTIONS (FACTORY FIT) – WHEN ORDERING

- Premium LED headlights with signature DRL<sup>1</sup>
- Matrix LED headlights with signature DRL<sup>2</sup>
- Auto-dimming, power fold, heated door mirrors with memory and approach lights<sup>1,2</sup>
- Privacy glass
- Gloss Black window surrounds
- Garage Door Opener (HomeLink<sup>®</sup>)
- Powered tailgate<sup>1</sup>
- Powered gesture tailgate<sup>2</sup> (see page 34)
- Drive Pack<sup>1</sup> (see page 27)
- Driver Assist Pack<sup>2</sup> (see page 28)
- 360° Surround Camera<sup>2</sup> (see page 28)
- Head-up Display (see page 21)
- Electronic Air Suspension (see page 17)
- Adaptive Dynamics (see page 17)
- Adaptive Surface Response (AdSR) (see page 17)
- Reduced section alloy spare wheel
- Suedecloth steering wheel
- Activity Key
- Secure Tracker Pro (see page 25)

#### JAGUAR GEAR – RETAILER FIT

- Rear mounted bike carrier
- Roof cross bars
- Water sports carrier
- Ski/snowboard carrier
- Carbon Fibre grille surround
- Carbon Fibre mirror covers
- Carbon Fibre wheel centre badge
- Illuminated Jaguar front grille badge
- Splash guards
- Towing System – detachable tow bar

<sup>1</sup>Standard within SE Specification Pack.  
<sup>2</sup>Standard within HSE Specification Pack.

## CHOOSE YOUR INTERIOR OPTIONS AND JAGUAR GEAR



Configurable Ambient Interior Lighting



Meridian™ Surround Sound System (825W)



Four-zone Climate Control



Click and Hang



Pet Care and Access Pack



iPhone connect and charge dock

### OPTIONS (FACTORY FIT) - WHEN ORDERING

- Illuminated metal treadplates with Jaguar script
- Configurable Ambient Interior Lighting (see page 13)
- Meridian™ Surround Sound System (825W)<sup>2</sup> (see page 21)
- Cabin Air Ionisation (see page 13)
- Four-zone Climate Control
- Smoker's Pack

### JAGUAR GEAR - RETAILER FIT


- Premium carpet mats
- Rubber floor mats
- Luggage compartment partition net
- Luggage compartment luxury carpet mat
- Luggage compartment retention system
- Luggage compartment rubber mat
- Rigid luggage compartment organiser
- Sport pedal covers
- iPhone connect and charge dock
- Click and Play
- Click and Hang
- Click and Hook
- Child seats
- Pet Care and Access Pack consisting of: full height luggage partition, quilted luggage compartment liner, pet access ramp and portable rinse system

Options specified may affect vehicle efficiency and pricing due to local taxation policy. Please configure at [jaguar.co.uk](http://jaguar.co.uk) or check with your local Jaguar Retailer.

Features and their availability may differ by vehicle specification and market. Please refer to Specification and Price Guide for details or contact your nearest Jaguar Retailer, for more information.

# TECHNICAL DETAILS

⚙️ Configure your I-PACE at [jaguar.co.uk](http://jaguar.co.uk)





### Vehicle Height

With roof antenna 1,565mm

### Headroom

Maximum front headroom 994mm

(with fixed panoramic roof fitted 1,013mm)

Maximum rear headroom 961mm

(with fixed panoramic roof fitted 968mm)

### Legroom

Maximum front legroom 1,040mm

Maximum rear legroom 890mm

### Loadspace Capacity

Height 732mm, Width 1,244mm

Loadspace width between arches 1,060mm

### Rear seats upright

Length at floor 967mm

Maximum loadspace volume behind second row

Dry\* 505 litres, Wet\*\* 656 litres†

### Rear seats forward

Length at floor 1,797mm

Maximum loadspace volume behind second row

Dry\* 1,163 litres, Wet\*\* 1,453 litres†

### Turning Circle

Kerb-to-kerb 11.98m

Wall-to-wall 12.4m

Turns lock-to-lock 2.52

POWERTRAIN	EV400
Power	400PS
Battery	90kWh
Drive	AWD

BRAKES	
Front type	Ventilated disc
Front diameter (mm)	350
Rear type	Ventilated disc
Rear diameter (mm)	325
Park brake	Electric Park Brake (EPB) integrated into brake caliper

WEIGHTS** (KG)	
Weight (EU Unladen)	2.208
Gross vehicle weight	2.670
Maximum mass on each axle (front)	1.320
Maximum mass on each axle (rear)	1.450

ROOF CARRYING (KG)	
Maximum roof load (including Roof Cross Bars)	75

PERFORMANCE	TEL‡	TEH‡
WLTP Range (Combined)	292 miles (470km)	258 miles (415km)
WLTP Consumption (Combined)	35.4kWh/100 miles (22.0kWh/100km)	39.9kWh/100 miles (24.8kWh/100km)
CO <sub>2</sub> Emissions	0g CO <sub>2</sub> /km	
Maximum speed	124mph (200km/h)	
Acceleration	0-60mph 4.5 secs (0-100km/h 4.8 secs)	

\*Dry: Volume as measured with VDA-compliant solid blocks (200mm x 50mm x 100mm). \*\*Wet: Volume as measured by simulating the loadspace filled with liquid. †Standard specification vehicles. ‡Weights reflect vehicles to standard specifications. Optional extras increase weight. †TEL (Test Energy Low) and TEH (Test Energy High) figures are shown as a range under WLTP testing measures. TEL refers to the lowest/most economical figures (with the lightest set of options). TEH refers to the highest/least economical figures (with the heaviest set of options). WLTP legislation dictates that where there is <5g CO<sub>2</sub> variance between TEL and TEH, only the TEH is declared.

WLTP (Worldwide harmonised Light vehicle Test Procedure) is the new process that has been phased in from 2017, which measures fuel, energy consumption, range and emissions in passenger vehicles in Europe. This is designed to provide figures closer to real-world driving behaviour. It tests vehicles with optional equipment and with a more demanding test procedure and driving profile.

Official EU test figures from manufacturer tests under EU legislation. For comparative purposes only. Real world figures and overall EV performance data may vary according to driving and environmental variables.

# THE WORLD OF JAGUAR

Your Jaguar drives with an instinct for performance, refined through decades of innovative design and engineering. Power and agility are combined with elegance and grace to deliver a vehicle like no other. As a celebration of Jaguar, we've created a range of experiences, publications and the Jaguar Lifestyle Collection. To top it all, we've even returned to the track with Jaguar Racing. Welcome to a world where every aspect of performance is an art.

## EXPERIENCE DRIVES



There's no better way of understanding the spirit of Jaguar than by getting behind the wheel. Jaguar Experience Drives are an opportunity to unleash the breathtaking performance of our incredible Jaguar range. Join us at one of our Experience centres, or take part in the Art of Performance Tour. New sensations await.

[jaguar.co.uk/experience](https://jaguar.co.uk/experience)

## JAGUAR LAND ROVER ICE ACADEMY



Take your driving to the next level with Jaguar Land Rover Ice Academy. Located on one of the many frozen lakes in Arjeplog, Sweden, your driving skills will be tested through tackling some of the harshest, most challenging tracks on the planet. It's a rare chance to dance on ice and glide around awe-inspiring corners, all under the expert guidance of our instructors. Encounter the true exhilarating potential of the latest Jaguar and Land Rover vehicles in extreme conditions.

[jaguar.com/ice-academy](https://jaguar.com/ice-academy)

Follow us on:



MANUFACTURING TOURS



Witness at first-hand a Jaguar being brought to life. Behind our award-winning craftsmanship lies an unrivalled harmony of skilled technicians and cybernetic production robots. Our expert tour guides will accompany you as you make your way through the hi-tech manufacturing process, from sheet metal to the finished creation.

[jaguar.co.uk/experience-jaguar/factory-tours](http://jaguar.co.uk/experience-jaguar/factory-tours)

SPECIAL VEHICLE OPERATIONS




With outstanding performance, cutting-edge technology and incomparable luxury, Jaguar is a showcase for the finest in design and engineering. Special Vehicle Operations takes this even further. Adorned with the SV badge, halo models and limited-run collector's editions are the very pinnacle of the Jaguar range, offering a combination of the ultimate in power and dynamics.

[jaguar.co.uk/about-jaguar/special-vehicle-operations](http://jaguar.co.uk/about-jaguar/special-vehicle-operations)



ABB FIA FORMULA E



Jaguar's reputation for performance, technology and design was forged at the world's most challenging circuits and championships. From Le Mans to Formula 1, and now Formula E, the grid is our test bed. Formula E provides the perfect proving ground for electric vehicle technology in a high performance environment. The racing series accelerates the development of Jaguar's electric powertrains. With every race, Formula E helps Jaguar engineers to create better electric vehicles.

[jaguar.co.uk/jaguar-racing](http://jaguar.co.uk/jaguar-racing)

JAGUAR I-PACE eTROPHY



We're making history. Again. Our latest development as leader in the global automotive race to electrification is I-PACE eTrophy - the world's first all-electric production-based international race series. Engineered and built by Special Vehicle Operations to compete on the zero emissions world stage, racers of the future will push electrification to thrilling heights.

[jaguar.co.uk/etrophy](http://jaguar.co.uk/etrophy)

Follow us on:



THE JAGUAR LIFESTYLE COLLECTION



Our latest range of apparel and lifestyle accessories is inspired by Jaguar's rich heritage, racing expertise, and iconic designs. This exclusive, impressively executed collection follows the performance-orientated style that is Jaguar.

[jaguar.co.uk/branded-goods](http://jaguar.co.uk/branded-goods)

THE JAGUAR MAGAZINE



This is our own vibrant, cosmopolitan and contemporary magazine. Go behind the scenes at Jaguar and explore our dedication to performance, design and innovation - as well as catching an insight into the world of luxury, style and travel. You can enjoy The Jaguar magazine twice a year, completely free of charge for the first three years of ownership. Ask your local Jaguar Retailer to ensure that you receive your copy.

[jaguar.co.uk/magazine](http://jaguar.co.uk/magazine)





# AT YOUR SERVICE

As well as providing a range of exclusive services and lifestyle products, the World of Jaguar makes owning and driving carefree and easy.

## BATTERY WARRANTY

For your added peace of mind, I-PACE's 90kWh battery comes with an 8 year or 100,000 miles (160,000km) warranty\*.

## GENUINE PARTS

Jaguar Genuine Parts are designed, tested and manufactured to our uncompromising standards for quality, fit and durability. Each part is engineered specifically for your I-PACE to contribute to optimum performance and to help maximise its lifespan.

## FLEET & BUSINESS

Jaguars are dynamic and distinctive cars that help companies express the unique character and personality of their business. We are committed to providing customer-focused aftersales services, ensuring that every Jaguar performs to the highest standard and in the most cost-efficient way for businesses. Visit [jaguar.co.uk/fleet-and-business](http://jaguar.co.uk/fleet-and-business) for more information.

## JAGUAR ASSISTANCE

Jaguar Assistance provides assistance in motoring emergencies, from immobilisation due to breakdown or accident to minor problems such as punctures. You can rely on our roadside assistance, whatever the situation, wherever you happen to be.

## JAGUAR FINANCIAL SERVICES

New or used, for personal or business use, we have a finance option that puts you in complete control. Please speak to your local Jaguar Retailer to find out more.

## INSURANCE

I-PACE's key components are easily accessible for time-efficient service and repair costs. With a focus on lower repair costs, I-PACE delivers competitive insurance group ratings. To find out more about the compelling business case for I-PACE, please contact your local Jaguar Retailer.

## IMPORTANT NOTICE

Jaguar Land Rover Limited is constantly seeking ways to improve the specification, design and production of its vehicles, parts and accessories and alterations take place continually. Whilst every effort is made to produce up to date literature, this brochure should not be regarded as an infallible guide to current specifications or availability, nor does it constitute an offer for the sale of any particular vehicle, part or accessory. Distributors and retailers are not agents of Jaguar Land Rover Limited by any express or implied undertaking or representation.

## COLOURS

The colours reproduced here are subject to the limitations of the printing process and may therefore vary slightly from the actual vehicle. The company reserves the right to alter or withdraw any colour finish without notice. Some of these colours may not be obtainable in your country. Please check availability of colours and current specifications with your local Jaguar Retailer. Distributors and Retailers are not agents of Jaguar Land Rover Limited and have absolutely no authority to bind Jaguar Land Rover Limited to any express or implied undertaking or representation.

## ENVIRONMENTAL INNOVATION AT JAGUAR

Jaguar is committed to reducing dependency on fossil fuels, using fewer natural resources and creating less waste as part of our approach to responsible and sustainable business development.

**Search 'Jaguar Environmental Innovation' for more details.**

\*I-PACE's 90kWh battery warranty is limited to 8 years or 100,000 miles (160,000km) (whichever comes first). It is redeemable in the case of any manufacturing defect or should a certified Jaguar Retailer measure that the battery has dropped below a 70 percent State of Health.

Meridian is the registered trademark of Meridian Audio Ltd. Trifield and the "three fields" device is a trademark of Trifield Productions Ltd. The Bluetooth® word mark and logos are owned by the Bluetooth SIG, Inc. and any use of such marks by Jaguar Land Rover Limited is under licence. iPhone is a trademark of Apple Inc., registered in the US and other countries. Android™ is a trademark of Google Inc. The navigation system must always be used in conditions that will not affect the driver's ability to drive safely or affect the safety of other road users. HomeLink® is a registered trademark of Gentex Corporation.

**VEHICLE SHOWN FRONT AND BACK COVER: I-PACE HSE IN CORRIS GREY WITH OPTIONAL FEATURES FITTED**

**VEHICLE SHOWN LEFT: I-PACE HSE IN CORRIS GREY WITH OPTIONAL FEATURES FITTED**

Jaguar Land Rover Limited  
Registered Office: Abbey Road, Whitley,  
Coventry, CV3 4LF, United Kingdom

Registered in England Number: 1672070

[jaguar.co.uk](http://jaguar.co.uk)

© Jaguar Land Rover Limited 2019

1X5902010000BGBEN01P  
November 2018 / 20MY

